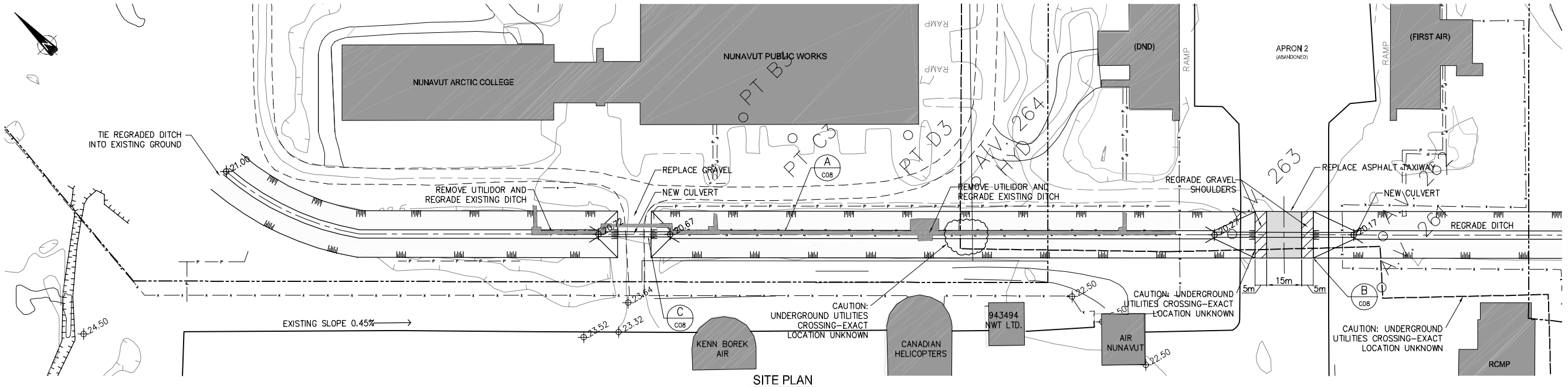

SITE PLAN

SCALE: 1:2000

A C08 TYPICAL DRAINAGE DITCH

N.T.S.

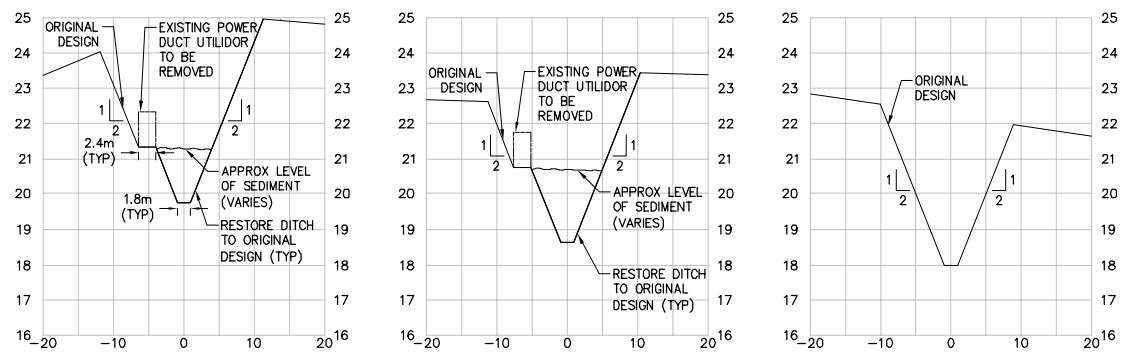

A C08 TYPICAL DRAINAGE DITCH SECTIONS

N.T.S.

LEGEND:

- EXISTING BUILDINGS
- NEW ASPHALT SURFACE
- EXISTING FUEL HYDRANT
- FENCE
- EXISTING GRADE
- REGRADE DITCH
- REMOVE UTILIDOR

NOTES:

1. BASE MAPPING FROM GN. DESIGN ELEVATIONS DERIVED FROM MAPPING CONTOURS.
2. EXISTING UTILITIES HAVE BEEN OBTAINED FROM EXISTING RECORD DRAWINGS. THE CONTRACTOR TO VERIFY THE LOCATION AND DEPTH OF ALL UTILITIES PRIOR TO UNDERTAKING ANY WORK.
3. ALL ELEVATIONS TO BE CONFIRMED PRIOR TO CONSTRUCTION.
4. ALL SALVAGED GRAVELS TO BE INCORPORATED INTO THE WORKS AS DIRECTED BY THE ENGINEER.
5. EXCAVATE DITCH TO RETURN TO ORIGINAL DESIGN SECTION.
6. ALL UNITS ARE IN METRES, UNLESS NOTED OTHERWISE.

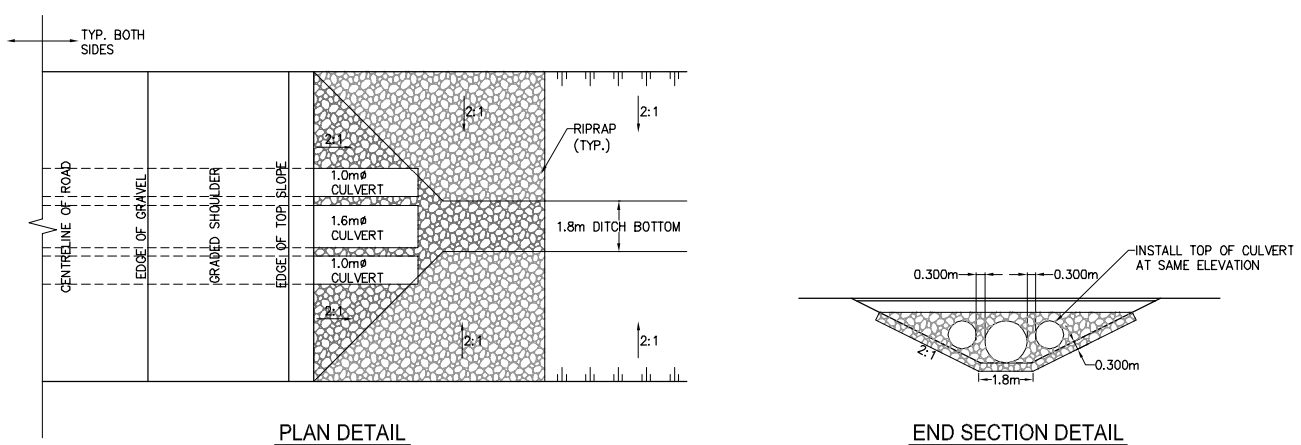

PLAN DETAIL

END SECTION DETAIL

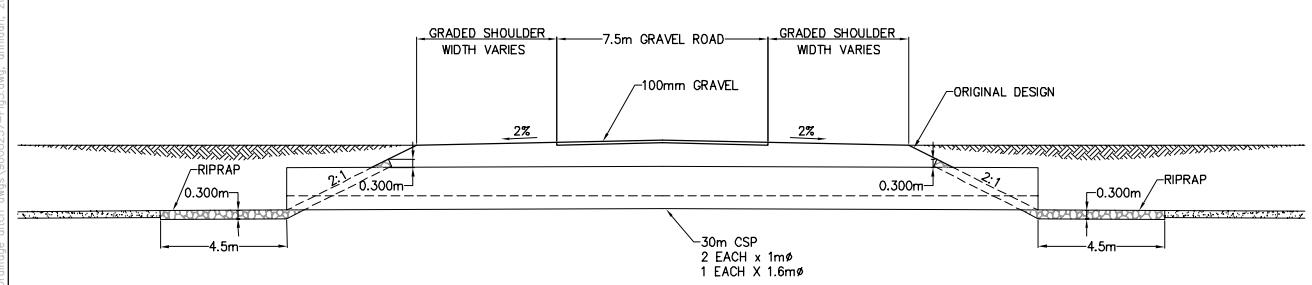

CROSS-SECTION DETAIL

C C08 NEW GRAVEL ROAD/CULVERT INSTALLATION

N.T.S.

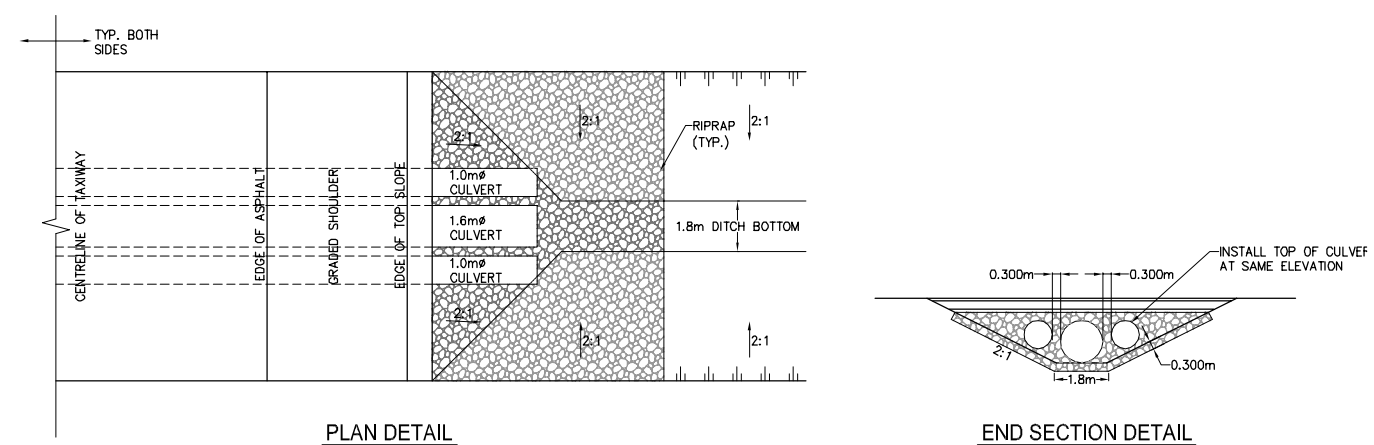

PLAN DETAIL

END SECTION DETAIL

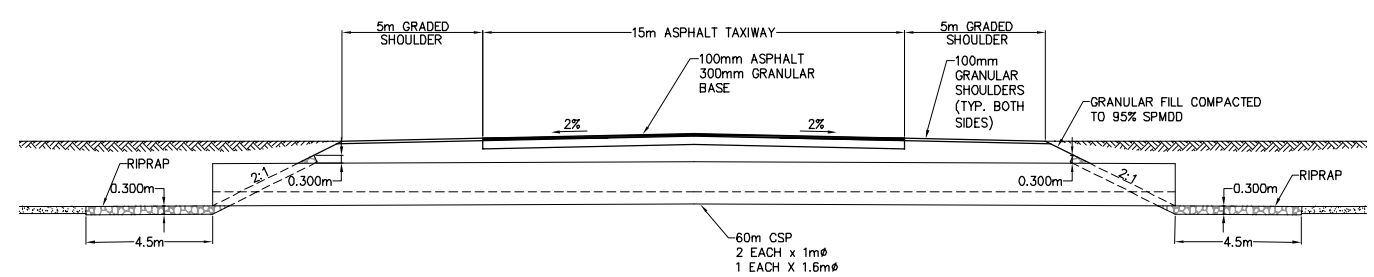

CROSS-SECTION DETAIL

B C08 NEW ASPHALT TAXI/CULVERT INSTALLATION

N.T.S.

KEY PLAN

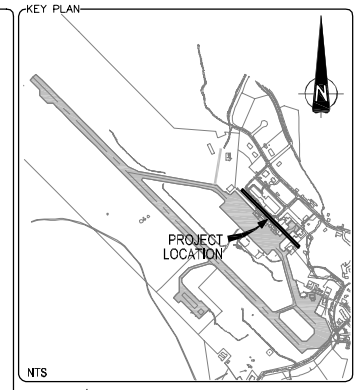

NTS

REVISIONS/ISSUE

SEAL

PERMIT

CLIENT

Nunavut

SUBCONSULTANT

LPS Aviation Inc.

CONSULTANT

eba

EBA Engineering Consultants Ltd.

115,200 RIVERCREST DR.
CALGARY AB.
CANADA T2C 2X5

PH: (403)203-3355
FAX: (403)203-3301
www.eba.ca

PROJECT

IQALUIT, NUNAVUT
RE-OPENING OF TAXI "A" & REHABILITATION OF APRON I

DRAWN BY: A. SUPERSAD	APPROVED BY: R. KOHLER
SCALE: AS SHOWN	DATE: 06/01/23

SHEET TITLE: DRAINAGE DITCH PLAN

PROJECT NO.: 9600257	EBA DRAWING NO.: 9600257-Fig3.dwg
DRAWING NO.: FIGURE 3	SHEET NO.: 3 OF 3

G:\0906\9600257\dwg\Drainage ditch dwgs\9600257-Fig3.dwg, dhridan, 2006/01/24-13:46