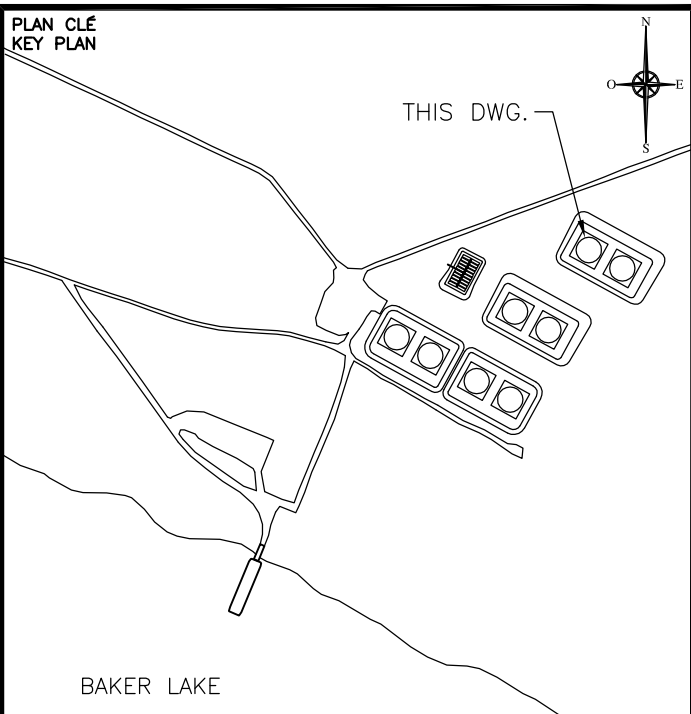
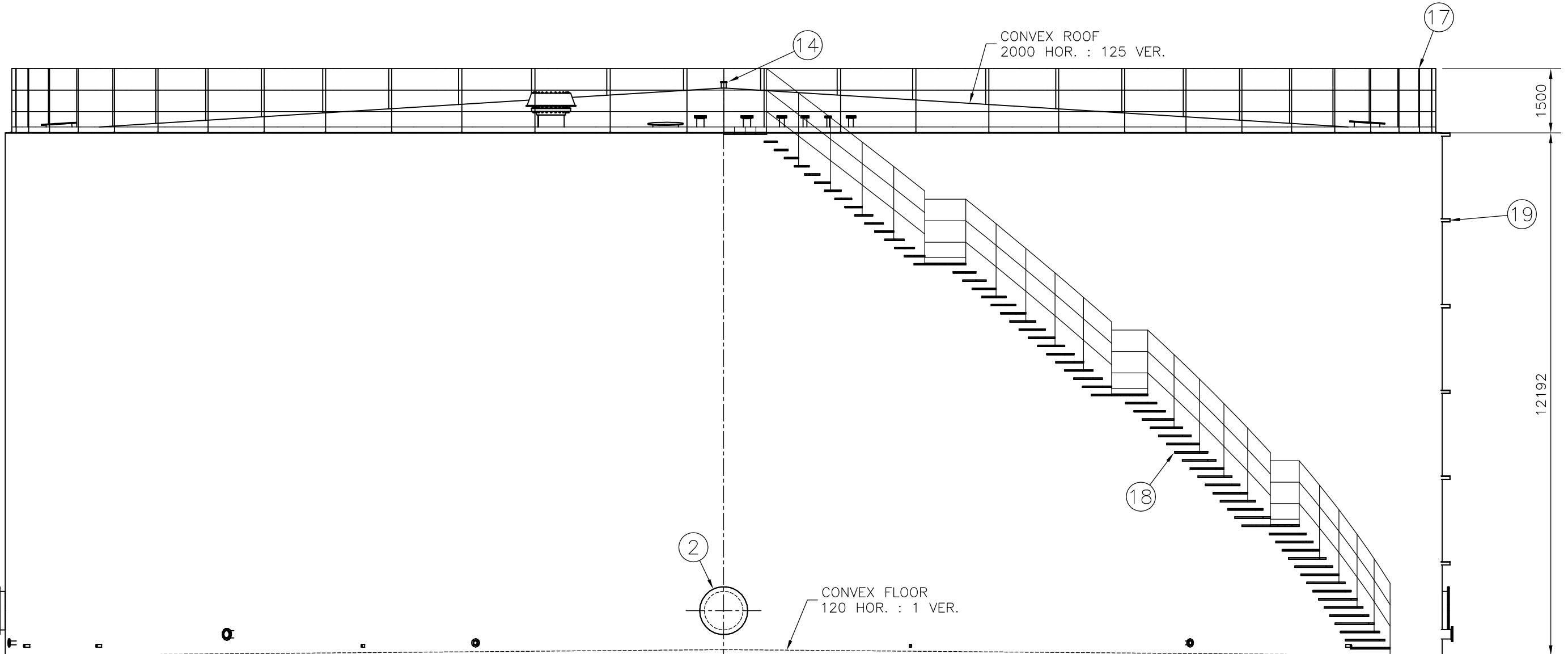
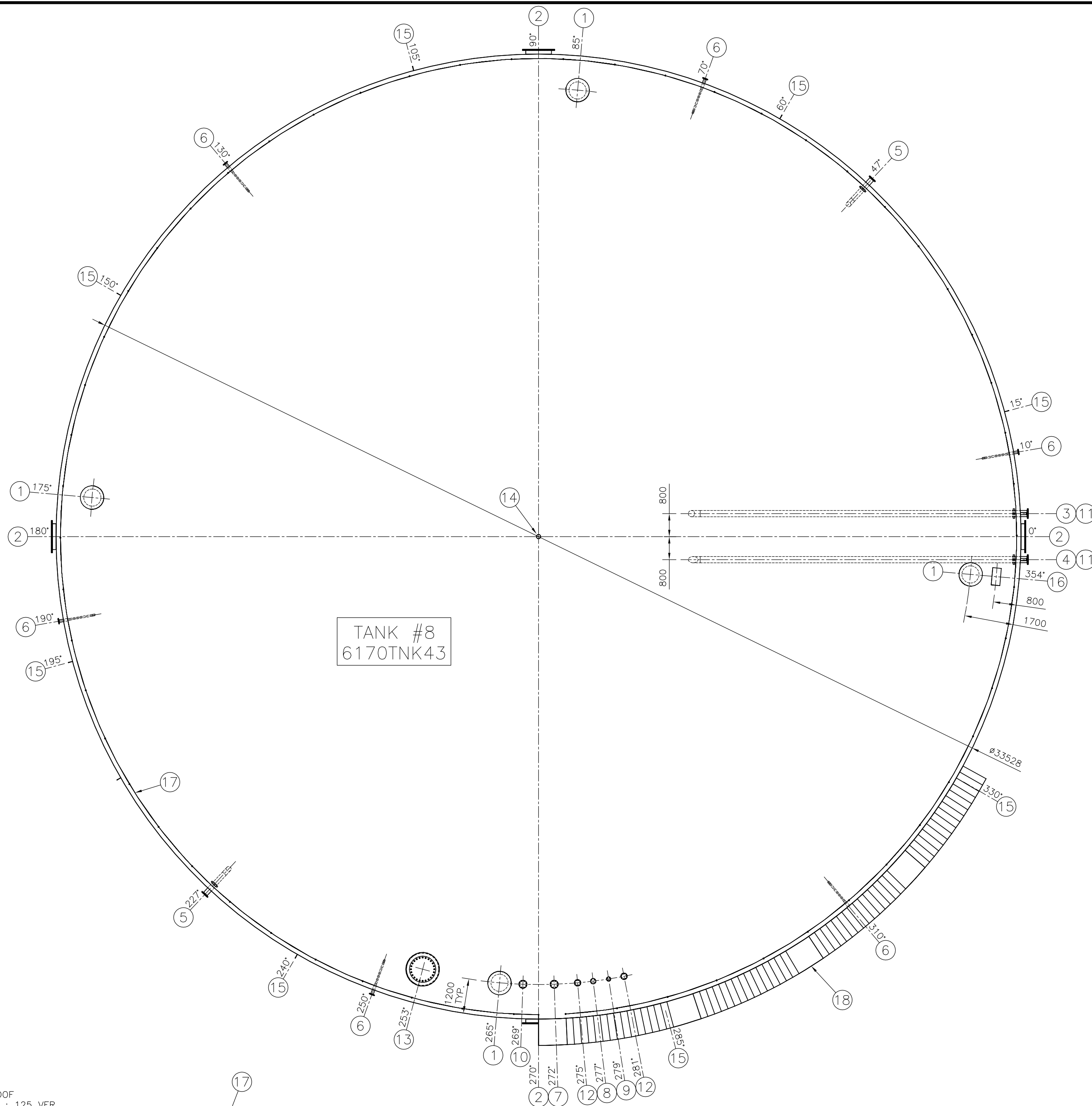


Appendix A

Final construction drawing



TANK #8 - 6170TNK43 - DIESEL				
SPECIFICATIONS:		NOMINAL DIAMETER (METERS): ± 33.528m (TO BE CONFIRMED BY MANUFACTURER)		
		ORIGINAL NOMINAL HEIGHT (METERS): ± 12.192m (TO BE CONFIRMED BY MANUFACTURER)		
		NOMINAL CAPACITY: 10,780,000 LITERS		
		WORKING CAPACITY: 10,000,000 LITERS		
TAG	QTY.	DIA.	DESCRIPTION	REMARKS
1	4	600	ROOF MANHOLE	TO API 650 STANDARDS
2	4	900	SHELL MANHOLE	TO API 650 STANDARDS
3	1	200	FIXED PIPE - TANK LOADING 11.7m LG.	TO API 650 STANDARDS, SEE DETAIL
4	1	200	FIXED PIPE - TANK UNLOADING 11.7m LG.	TO API 650 STANDARDS, SEE DETAIL
5	2	150	PUMPING LOW LEVEL	TO API 650 STANDARDS, SEE DETAIL
6	6	80	WATER DRAW-OFF	TO API 650 STANDARDS, SEE DETAIL
7	1	150	GAUGE HATCH	TO API 650 STANDARDS, SEE DETAIL
8	1	80	OVERFILL PROTECTION	TO API 650 STANDARDS, SEE DETAIL
9	1	50	TEMPERATURE & WATER DETECTION PROBE	TO API 650 STANDARDS, SEE DETAIL
10	1	150	RADAR - LEVEL DETECTION	TO API 650 STANDARDS, SEE DETAIL
11	2	50	ROOF PRESSURE RELIEF LINE CONNECTION, HALF COUPLING 25mm DIA.	TO API 650 STANDARDS AND NBC. SEE DETAIL
12	2	100	SPARE	TO API 650 STANDARDS, SEE DETAIL
13	-	600	VENT OPENING	TO API 2000 & 650 STANDARDS. DIA. AND QTY. TO BE DETERMINATE BY THE MANUFACTURER, SEE DETAIL
14	1	100	PAINTER SCAFFOLD CABLE SUPPORT	TO API 650 STANDARDS
15	8	-	GROUNDING LUG	TO API 650 STANDARDS, SEE DETAIL
16	1	-	ROOF INSPECTION FRAME	TO API 650 STANDARDS
17	1	-	ROOF GUARDRAIL	TO API 650 STANDARDS AND NBC
18	1	-	SPIRAL STAIRWAY, GUARDRAIL & HANDRAIL	TO API 650 STANDARDS AND NBC
19	12	-	BRACKET FOR PRV PIPING	TO API 650 STANDARDS AND NBC



NOTES GÉNÉRALES / GENERAL NOTES

GENERAL ARRANGEMENT ONLY. TANK SHALL BE DESIGNED AS PER API 650 AND FABRICATION DRAWING APPROVED BY PROFESSIONAL ENGINEER OF NUNAVUT (NAPEG). REFER TO DOCUMENT NUMBER: 6120-C-260-001-SOW-001.

**POUR CONSTRUCTION
FOR CONSTRUCTION**

AGNICO EAGLE DATE : 2021-02-23

SNC-LAVALIN

SNC-Lavalin Staveland Inc.
150, rue Gamble Ouest
Rouyn-Noranda (Québec) J8X 2K7
Tél. : 819 764-5181 Fax: 819 787-0158
www.snc-lavalin.com

Project # : 671087-0000

L'INFORMATION CONTENUE EST LA PROPRIÉTÉ DE AGNICO EAGLE. L'ÉCART ENTRE LA RÉVISION ET LA RÉVISION, SANS AUTORISATION ÉCRITE, EST INTERDITE. Toute réimpression ou utilisation non autorisée sans la permission écrite de la société AGNICO EAGLE est formellement interdite. Toute réimpression ou utilisation non autorisée sans la permission écrite de la société AGNICO EAGLE est formellement interdite.

NO INFORMATION SHALL BE THE PROPERTY OF AGNICO EAGLE. ANY REUSE OR REPRODUCTION WITHOUT WRITTEN PERMISSION, OR COPYING TRANSMITTAL TO OTHERS AND ANY USE EXCEPT THAT FOR WHICH IT IS ISSUED ARE PROHIBITED.

DESSINS EN RÉFÉRENCE / REFERENCE DRAWINGS			
TITRE / TITLE	#	DWG	
TANK #8 - PIPING	61-740-270-001		
TANK #7 & #8 - LOCATION PLAN	61-740-210-001		
TANK #7 & #8 - DETAILS	61-740-250-202		
TANK #7 - PLAN & ELEVATION	61-740-260-200		

AGNICO EAGLE

REV.	DATE	DESCRIPTION	PAR/ÉV.	APP.	CLIENT
2	2021-02-23	ISSUED FOR CONSTRUCTION	ST.MAR	A.OUE	N.MÉN
1	2018-03-12	ISSUED FOR TENDER	B.LEM	M.MÉN	N.MÉN
0	2018-12-10	ISSUED FOR TENDER	B.LEM	M.MÉN	N.MÉN

REVISIONS

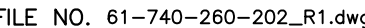
TITRE / TITLE
AGNICO EAGLE - MEADOWBANK DIVISION
740 BAKER LAKE AREA
PLATEWORK
PLAN & ELEVATION
10M LITERS DIESEL TANK
TANK #8 - 6170TNK43

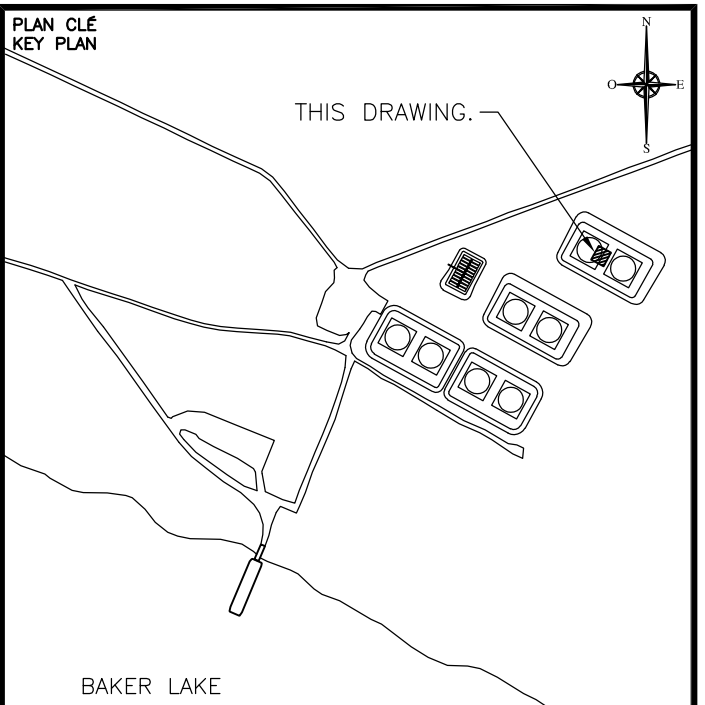
DESSINÉ PAR DRAWN BY	B.LEMIEUX, Tech.	DATE 2018/11/16
VÉRIFIÉ PAR CHECKED BY	R. LAVOIE, Jr. Eng.	2018/11/16
APPROUVÉ PAR APPROVED BY	M. HÉNAULT, P. Eng.	2018/11/16

ÉCHELLE SCALE	INDICATED	DATE 2018/11/16
------------------	-----------	--------------------

NO. DESSIN
DRAWING NO. 61-740-260-201

NO. PROJET PROJECT NO.	REVISION	FEUILLE / SHEET
6120	2	1 / 1





NOTES GÉNÉRALES / GENERAL NOTES

NOTE 1:
SUPPLY OF MOTORIZED VALVE BY AEM AND
INSTALLATION BY CONTRACTOR.

NOTE 2:
AEM WILL SUPPLY VALVES, PIPING AND
ACCESSORIES. CONTRACTOR ARE RESPONSIBLE
OF INSTALLATION.

NOTE 3:
REFER TO DOCUMENT NUMBER
6129-C-265-002-SPT-001 FOR INSTALLATION
SPECIFICATIONS.

POUR CONSTRUCTION
FOR CONSTRUCTION

 **AGNICO EAGLE**

DATE : 2021-03-



SNC • LAVALIN

SNC-Lavalin Stavibel inc.
150, rue Gamble Ouest
Rouyn-Noranda (Québec) J9X 2R7
Tel. : 819 764-5181 Fax : 819 797-015
www.snc-lavalin.com

Project # : 671087-0000

REV.: 0

L'INFORMATION CI-DESSUS EST LA PROPRIÉTÉ DE AEMCO EAGLE LTD. ET DOIT ÊTRE RETOURNÉE SUR DEMANDE, SANS AUTORISATION ÉCRITE PRÉALABLE, TOUTE TRANSMISSION DE COPIES) A AUTRI ET TOUTE UTILISATION AUTRE QUE CELLE POUR LAQUELLE L'INFORMATION EST PRÊTÉE. SONT INTERDITES. © AEMCO EAGLE LTD.

THE INFORMATION HERE ON IS THE PROPERTY OF AEMCO EAGLE LTD. AND MUST BE RETURNED UPON REQUEST WITHOUT WRITTEN PERMISSION. ANY COPYING, TRANSMITTAL TO OTHERS AND ANY USE EXCEPT THAT FOR WHICH IT IS LOANED ARE PROHIBITED. © AEMCO EAGLE LTD.

DESSINS EN RÉFÉRENCE / REFERENCE DRAWINGS

TITLE / TITLE	# DWG
&ID	61-740-J-0100_2/2
ANK 7 & 8 PIPE SUPPORTS - DETAILS	61-740-270-202
ANK 7 & 8 PIPING - ELEV. & DETAILS	61-740-270-201
OM L. DIESEL TNK #7 & TNK #8 PIPING	61-740-270-200
-	-
-	-



AGNICO EAGLE

0	2021-03-23	ISSUED FOR CONSTRUCTION	D.L.L.	A.OUE	N.MÉN
REV.	DATE	DESCRIPTION	PAR/BY	APP.	CLJEN

REVISIONS

TITLE / TITLE
AGNICO EAGLE - MEADOWBANK DIVISION
740 BAKER LAKE AREA
270 - PIPING
DETAILS
10M LITERS DIESEL TANK #8 (6170TNK43)

DESIGNÉ PAR DRAWN BY	ST. MARCOTTE, Tech.	DATE 2021/02/2
-------------------------	---------------------	-------------------

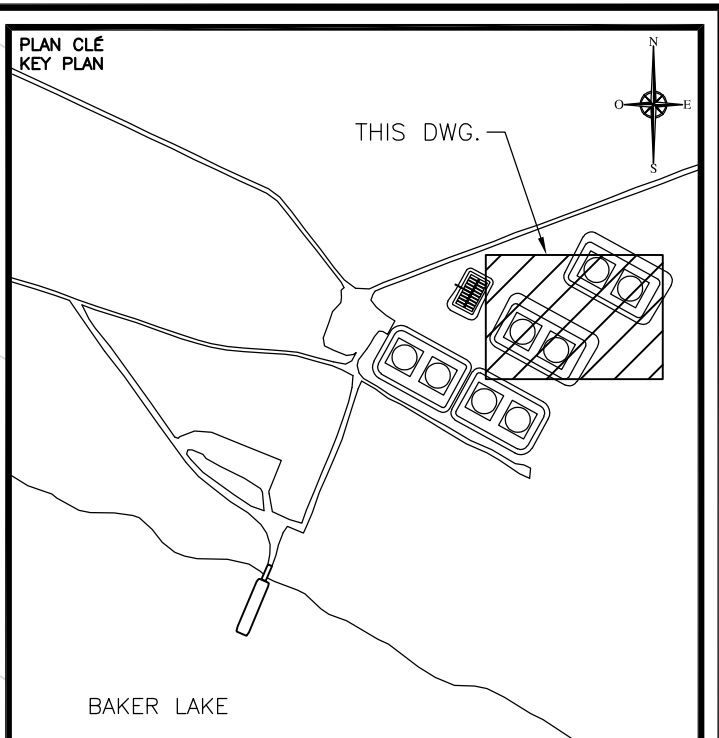
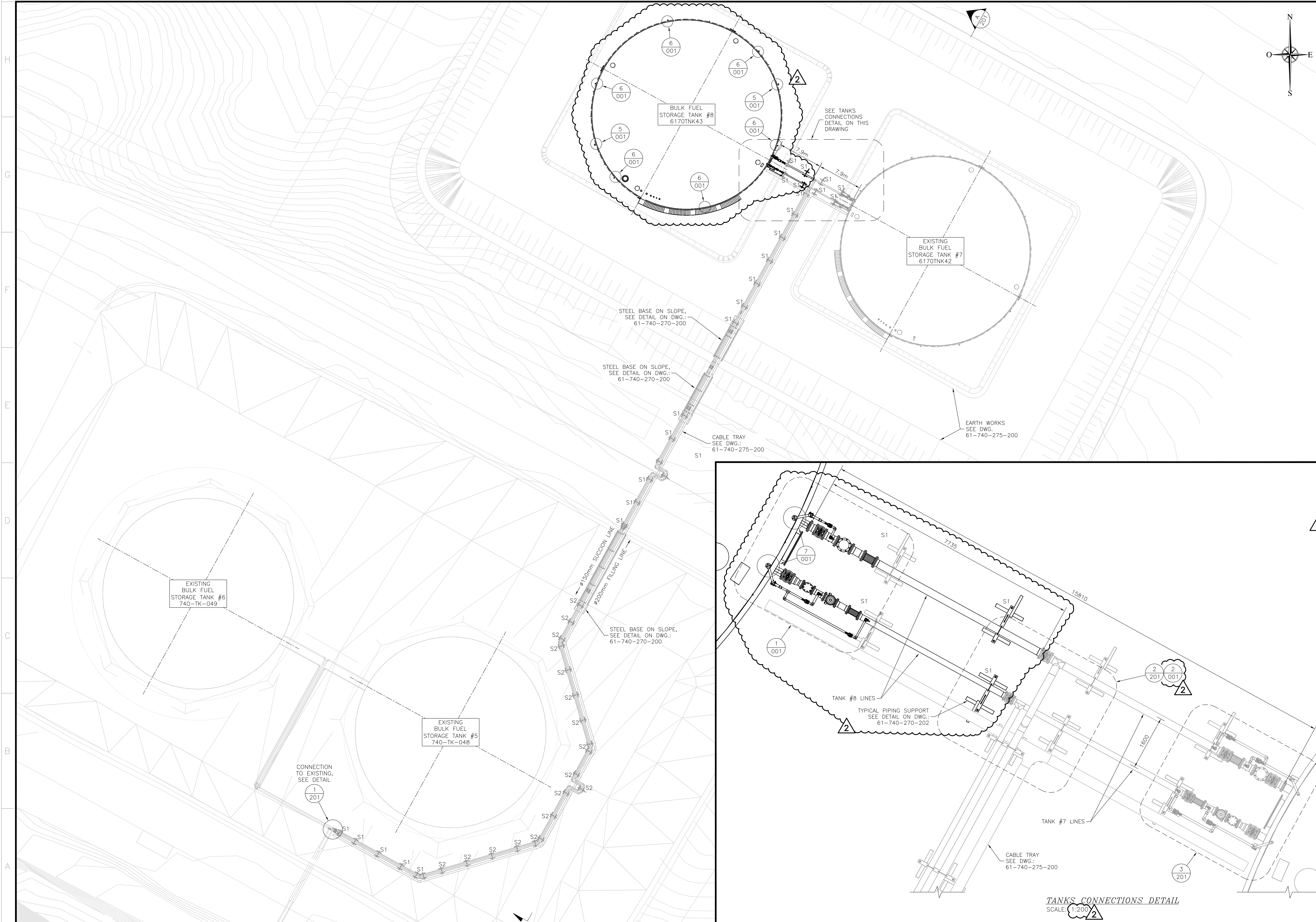
VERIFIÉ PAR CHECKED BY	R. LAVOIE, P. Eng.	2021/02/2
---------------------------	--------------------	-----------

APPROUVE PAR APPROVED BY	A. OUELLET, P. Eng.	2021/02/2
-----------------------------	---------------------	-----------

SCHELLE SCALE	AS SHOWN	DATE 2021/02/24
------------------	----------	--------------------

61-740-270-001

NO. PROJET PROJECT NO.	REVISION	FEUILLE / SHEET
6129	0	1 / 1



NOTES GÉNÉRALES / GENERAL NOTES

S1: PIPE SUPPORT TYPE 1
S2: PIPE SUPPORT TYPE 2
SEE DWG. # 61-740-270-202

POUR CONSTRUCTION
FOR CONSTRUCTION

DATE : 2021-03-23

AGNICO EAGLE

SNC-Lavalin
SNC-Lavalin Stavisbel Inc.
150, rue Gamble Ouest
Rouyn-Noranda (Québec) J8X 2P7
Tél.: 819 764-0181 Fax: 819 767-0158
www.sncdavalin.com

Project #: 671087-0000 REV.: 2

INFORMATION D'ORDRE: EST LA PROPRIÉTÉ DE AGNICO EAGLE LTD. AND MUST BE RETURNED UPON REQUEST. WITHOUT WRITTEN PERMISSION, NO INFORMATION HEREIN MAY BE REPRODUCED OR TRANSMITTED IN ANY FORM OR BY ANY MEANS, ELECTRONIC OR MECHANICAL, INCLUDING PHOTOCOPYING, RECORDING, OR BY ANY INFORMATION STORAGE AND RETRIEVAL SYSTEM.

DESSINS EN RÉFÉRENCE / REFERENCE DRAWINGS	
TITRE / TITLE	# DWG
GENERAL EARTH WORKS	61-740-230-200 TO 205
ELECTRICAL	61-740-275-200 TO 201
P&ID	61-740-j-0100-1 & 2
10M LITERS DIESEL TANK #8 (6170TNK43)	61-740-270-001
TANK 7 & 8 PIPE SUPPORTS - DETAILS	61-740-270-202
TANK 7 & 8 PIPING - ELEV. & DETAILS	61-740-270-201

AGNICO EAGLE

REV.	DATE	DESCRIPTION	PAR/ÉV.	APP.	CLIENT
1	2021-03-23	ISSUED FOR CONSTRUCTION	D.L.L.	A.O.U.E	N.M.E.N
2	2019-06-03	ISSUED FOR CONSTRUCTION	B.L.	A.O.	B.R.O.T
3	2019-04-25	ISSUED FOR TENDER	B.L.	A.O.	N.M.E.N

TITRE / TITLE	
AGNICO EAGLE - MEADOWBANK DIVISION	
740 BAKER LAKE AREA	
PIPING	
PLAN VIEW	
10M LITERS DIESEL TANK #7 (6170TNK42)	
& TANK #8 (6170TNK43) PIPING	

DESSINÉ PAR DRAWN BY	B. LEMIEUX, Tech.	DATE 2019/02/15
VERIFIÉ PAR CHECKED BY	R. LAVOIE, Jr. Eng.	2019/02/15
APPROUVÉ PAR APPROVED BY	A. OUELLET, P. Eng.	2019/02/15

ÉCHELLE SCALE	1 : 300	DATE 2019/02/15
NO. DESSIN DRAWING NO.	61-740-270-200	

NO. PROJET PROJECT NO.	REVISION	FEUILLE / SHEET
6120	2	1 / 1

