

CONSTRUCTION PROGRESS



CONSTRUCTION PROGRESS



CONSTRUCTION PROGRESS



TILL PLACEMENT OVER LINER UPSTREAM TOE



TILL PLACED ON UPSTREAM EAST ABUTMENT



SWD COMPLETED



SWD 2011 CONNECTION CONSTRUCTION PHOTOS



AGNICO EAGLE

SD2/CONNECTION – PREPARED AND APPROVED SUBGRADE



Saddle Dam 2



Connection SD2-SWD





Geotextile and LLDPE Geomembrane Deployment





Welding - Extrusion and Fusion Seams



GEOMEMBRANE INSTALLATION PROCEDURE – CONNECTION

Bituminous Geomembrane Deployment




GEOMEMBRANE INSTALLATION PROCEDURE – CONNECTION



Welding with Torch and Roller



OVERLAP LLDPE/BGM – SD2




LINER COVER PLACEMENT – SD2 AND CONNECTION



GEOMEMBRANE REPAIR PROCEDURE – SD1


Excessive
Wrinkles Cut
and Repaired
with
Extrusion
Weld



Vacuum Box Test



Air Pressure Test



Destructive Test – Peel and Shear Strength



RECLAIM BARGE ACCESS

