



Photo 33: VGTC-1 Installed prior to finishing details



Photo 34: Drilling to install VGTC-3




Photo 35: Survey Monuments M-1, M-2 and M-3




Photo 36: Densometer test on final lift of Type C material on upstream fillet at Station 0+560



Photo 37: Modified sand cone test on final lift of Type C material on upstream fillet at Station 0+560



Photo 38: Compaction test on a lift of Type H material around Station 1+565




Photo 39: Type F material swell test
Before adding water




Photo 40: Type F material swell test
After adding water



Photo 41: Compaction test on a lift of Type K material placed between Station 0+200 and 0+310