
	Hunter and Visitor Site Access Procedure	Issue Date: February 17, 2015 Rev.: 1	Page 1 of 8
	Site Wide	Document #: BAF-PH1-830-PRO-0002	


Baffinland Iron Mines Corporation

HUNTER AND VISITOR SITE ACCESS PROCEDURE

BAF-PH1-830-PRO-0002

Rev 1

Prepared By: Jennifer St Paul Butler
 Department: Environment
 Title: Environmental Analyst
 Date: February 13, 2015
 Signature: 

Approved By: Jim Millard
 Department: Environment
 Title: Environmental Manager
 Date: February 13, 2015
 Signature: 

Approved By: Bikash Paul
 Department: Site Services
 Title: Site Services Manager
 Date: February 13, 2015
 Signature: 

The information contained herein is proprietary to Baffinland Iron Mines Corporation and is used solely for the purpose for which it is supplied. It shall not be disclosed in whole or in part, to any other party, without the express permission in writing by Baffinland Iron Mines Corporation.

Note: This is an UNCONTROLLED COPY. All staff members are responsible to ensure the latest revision is used.


	Hunter and Visitor Site Access Procedure	Issue Date: February 17, 2015 Rev.: 1	Page 3 of 8
	Site Wide	Document #: BAF-PH1-830-PRO-0002	


TABLE OF CONTENTS

1	PURPOSE.....	4
2	SCOPE	4
3	RESPONSIBILITIES.....	4
3.1	Site Services Department.....	4
3.2	Environmental Department	4
3.3	Security Department	4
3.4	Elder in residence	5
4	DEFINITIONS	5
5	PROTOCOL	6
5.1	Access to Project Facilities	6
5.1.1	Access to Project Facilities at Milne Port	6
5.1.2	Access to Project Facilities at the Mary River Mine Site	6
5.1.3	Travel Along the Tote Road is Prohibited.....	6
5.2	Checking-In with the Security Department	7
5.3	Travelling with Weapons	7
6	APPENDICES.....	7
7	REFERENCES AND RECORDS.....	8
	Appendix A:	

Hunter and Visitor Access Route: Mary River Mine Site - Map

Hunter and Visitor Access Route: Milne Port – Map

Mary River Hunter and Visitor Access Notification (English and Inuktitut)

	Hunter and Visitor Site Access Procedure	Issue Date: February 17, 2015	Page 4 of 8
	Site Wide	Rev.: 1	Document #: BAF-PH1-830-PRO-0002

1 PURPOSE

Baffinland Iron Mine Corporation's (Baffinland) Mary River Project Area has traditionally been, and continues to be utilized by hunters and visitors of the North Baffin Region. In accordance with Article 13 of the IIBA, Baffinland welcomes the safe arrival and visitation of beneficiaries travelling through the Project Area; however, it is critical to maintain the safety and wellbeing of all site personnel and those visiting Project sites during their stay. This document outlines the procedure for all non-employees (hunters and visitors) entering the Project Area, and identifies safe access routes to the Mary River Mine Site and Milne Port.

Baffinland recognizes that beneficiaries have a right of access under the Nunavut Land Claims Agreement for the purpose of harvesting. However, while passing through Baffinland's Project Area, *everyone* is required to comply with the Baffinland's Safety procedures and camp rules.

2 SCOPE

This Hunter and Visitor access procedure applies to Baffinland's Site Services, Security and Environmental Departments in addition to all hunters and visitors entering the Project areas in order to access the Milne Port and the Mary River Mine Site accommodation complexes. This procedure identifies safe access routes to, and within Project areas and provides specific rules that must be followed when hunters and visitors arrive at these sites.

3 RESPONSIBILITIES

3.1 SITE SERVICES DEPARTMENT

Baffinland's Site Services department is responsible for project oversight pertaining to the implementation of this procedure, ensuring that the roles and responsibilities outlined in this procedure are clearly communicated to all project personnel.

The Site Services department will work with Baffinland's Environmental Department to ensure that adequate signage is posted to identify safe access routes in Project areas.

3.2 ENVIRONMENTAL DEPARTMENT


Baffinland's Environmental Department is responsible for communicating this procedure with the Mittimatalik Hunters and Trappers Organization (HTO), ensuring they are provided with, and understand safe access routes and the procedures that must be followed upon arriving at the Project Sites.

3.3 SECURITY DEPARTMENT

Baffinland's Security Department is responsible for welcoming and checking-in all hunters and visitors arriving at the Project Sites. Site security will assist the Environmental Department by documenting the

The information contained herein is proprietary to Baffinland Iron Mines Corporation and is used solely for the purpose for which it is supplied. It shall not be disclosed in whole or in part, to any other party, without the express permission in writing by Baffinland Iron Mines Corporation.

Note: This is an UNCONTROLLED COPY. All staff members are responsible to ensure the latest revision is used.

	Hunter and Visitor Site Access Procedure	Issue Date: February 17, 2015 Rev.: 1	Page 5 of 8
	Site Wide	Document #: BAF-PH1-830-PRO-0002	

arrival and departure of site hunters and visitors in the Human Use Log at Milne Port and the Mary River Mine Site.

The Security Department will also provide appropriate information pertaining to Baffinland's Health and Safety procedures in addition to the camp rules that must be followed while visiting the Project Sites. Site Security is also responsible for enforcing these rules by providing security surveillance of project personnel and visitor activities at all times.

3.4 ELDER IN RESIDENCE

When requested and available, the Elder on-site will assist Site Security in greeting visiting parties and further inform them of the camp rules and specific Health and Safety procedures.

4 DEFINITIONS

Beneficiaries: Refers to the Inuit as defined by the Nunavut Land Claims Agreement (NLCA).

Company: Baffinland Iron Mines Corporation

Employees: Anyone in receipt of salary or wages from the Company. This includes Officers of the Company.

Hunter: A person who hunts game or other wild animals for food or in sport.

Inuit: Means Inuit as defined in Article 1 of the NLCA.

Inuit Impact and Benefits Agreement (IIBA): The agreement signed in September 2013 between Baffinland and the Qiqitani Inuit Association.

Mittimatalik Hunters and Trappers Organization: The Hunters and Trappers Organization ("the HTO") representing Pond Inlet, NU.


Nunavut Land Claims Agreement (NLCA): means the Agreement between the Inuit of the Nunavut Settlement Area and Her Majesty the Queen in Right of Canada made the 25th day of May, 1993, as ratified pursuant to a vote of the Inuit of the Nunavut Settlement Area and enacted by Canada pursuant to the *Nunavut Land Claims Agreement Act* (Canada).

Project Area: Includes all land, property, buildings, offices, facilities, accommodations, grounds, sites, equipment, vehicles, aircraft whether owned, leased, managed, or used by the Company, wherever it may be located.

Sites: Mary River Mine Site, Milne Port, Steensby Inlet Camp and the Milne Port Tote Road are workplaces of the Company.

The information contained herein is proprietary to Baffinland Iron Mines Corporation and is used solely for the purpose for which it is supplied. It shall not be disclosed in whole or in part, to any other party, without the express permission in writing by Baffinland Iron Mines Corporation.

Note: This is an UNCONTROLLED COPY. All staff members are responsible to ensure the latest revision is used.

	Hunter and Visitor Site Access Procedure	Issue Date: February 17, 2015	Page 6 of 8
	Site Wide	Rev.: 1	Document #: BAF-PH1-830-PRO-0002

Weapon: Tools used for wildlife harvesting and or in self-defense. This includes spears, gaff hooks, harpoons as well as non-restricted and restricted firearms.

Visitors: Any non-employee or employees who are off-rotation and accessing the Project Area from land and/or water.

5 PROTOCOL

5.1 ACCESS TO PROJECT FACILITIES

Safe access routes for non-employees (hunters and visitors) travelling via land and/or water to visit the accommodations complexes at Milne Port or the Mary River Mine Site are identified in Appendix A. Adequate signage at both Milne Port and the Mine Site shall be in posted for hunters and visitors to follow when entering Project areas. All hunter and visitors must follow the identified access routes only.

5.1.1 ACCESS TO PROJECT FACILITIES AT MILNE PORT

Summer and winter access routes to Milne Port project facilities have been designated from the northeast of Milne Inlet (from the HTO Cabin). A designated safe landing zone for all hunters and visitors arriving at Milne Port is located on the north east shoreline from exiting project infrastructure. Hunters and visitors can access this landing zone via boat or snowmobile (refer to the attached map).

For hunters and visitors intending to visit the Port Site Complex during winter a snowmobile parking area has been designated northeast of the accommodations complex (refer to attached location map). Snowmobiles are restricted to this area only and are not permitted beyond the designated parking area.

5.1.2 ACCESS TO PROJECT FACILITIES AT THE MARY RIVER MINE SITE


A safe access route has been designated to guide hunters and visitors from the new HTO cabin west of Camp Lake to the Mary River Mine Site Weatherhaven Security Building during the winter months. To avoid the dangers of project infrastructure (water pipeline) and buried high voltage power lines, all hunters and visitors indenting to visit the Mine Site accommodations complex, must first report to the Weatherhaven Security Building by travelling along the identified route (refer to attached location map). Upon their arrival at the Weatherhaven Security Building, hunters and visitors must call the Security Department and wait for instructions on how to proceed to the Mine Site accommodations complex. At this time, hunters and visitors are welcome to available refreshments (hot and/or cold) and food offered at the Weatherhaven camp. All access to, or through the Mary River Mine site via the Tote Road is prohibited (refer to Section 5.1.3 below).

5.1.3 TRAVEL ALONG THE TOTE ROAD IS PROHIBITED

As it is Baffinland's corporate and social responsibility to ensure the safety of its employees and non-employees visiting Project areas and to prevent accidents and injuries due to potential collisions with heavy equipment, unescorted travel along the Milne Port Tote Road is prohibited at all times.

The information contained herein is proprietary to Baffinland Iron Mines Corporation and is used solely for the purpose for which it is supplied. It shall not be disclosed in whole or in part, to any other party, without the express permission in writing by Baffinland Iron Mines Corporation.

Note: This is an UNCONTROLLED COPY. All staff members are responsible to ensure the latest revision is used.

	Hunter and Visitor Site Access Procedure	Issue Date: February 17, 2015	Page 7 of 8
	Site Wide	Rev.: 1	Document #: BAF-PH1-830-PRO-0002

Summer Travel

During the summer months, all hunters and visitors must notify the Security Department if they intend to travel between Milne Port and Mary River. At this time Baffinland will provide arrangements for a safe method of travel which shall be determined based on the resources available and size of the party requiring travel.

Winter Travel

Hunters and Visitors must advise the Security Department when Tote Road crossings are necessary during travel between the Milne Port and Mary River Project sites prior to their departure. It is asked that times and crossing locations are provided at this time. The Security Department will provide notification to Tote Road users (heavy equipment and light vehicles) to allow for safe crossings. Regardless of this notification, Hunters and visitors must always proceed with extreme caution when crossing the Tote Road. Travel *along* the Tote Road is prohibited at all times.

5.2 CHECKING-IN WITH THE SECURITY DEPARTMENT

Upon arriving at the Project accommodation complexes all hunters and visitors (non-employees or employees who are off-rotation and accessing site from land and/or water) must report to security before proceeding to other complex facilities (cafeteria/recreation rooms).

Site Security will assist Baffinland's Environmental Department by logging the arrival and departure of site hunters and visitors in Baffinland's Human Use Log at this time.

5.3 TRAVELLING WITH WEAPONS

Baffinland strongly encourages all hunters visiting Project accommodation complexes to safely store their weapons at the HTO cabin at which they are staying and refrain from bringing their weapons with them during their visit. All weapons are prohibited within project accommodation complexes. Should hunters have in their possession, any weapon, it must be checked-in with Security immediately upon their arrival for safe-keeping until their departure, at which time it will be released to them. Upon weapon release, hunters must immediately leave the accommodation complex.

For additional information pertaining to firearms at Mary River Project areas, please refer to Baffinland's *Weapons on Site Policy*. For additional information pertaining to recreational hunting and fishing, please refer to Baffinland's *Hunting and Fishing Policy*.


6 APPENDICES

Appendix A:

Hunter and Visitor Access Route: Mary River Mine Site - Map

The information contained herein is proprietary to Baffinland Iron Mines Corporation and is used solely for the purpose for which it is supplied. It shall not be disclosed in whole or in part, to any other party, without the express permission in writing by Baffinland Iron Mines Corporation.

Note: This is an UNCONTROLLED COPY. All staff members are responsible to ensure the latest revision is used.

	Hunter and Visitor Site Access Procedure	Issue Date: February 17, 2015 Rev.: 1	Page 8 of 8
	Site Wide	Document #: BAF-PH1-830-PRO-0002	

Hunter and Visitor Access Route: Milne Port – Map

Mary River Hunter and Visitor Access Notification (English and Inuktitut)

7 REFERENCES AND RECORDS

Human Use Log

Alcohol and Drug Search Policy


Hunting and Fishing Policy

Weapons on Site Policy

Inuit Impact and Benefit Agreement

The information contained herein is proprietary to Baffinland Iron Mines Corporation and is used solely for the purpose for which it is supplied. It shall not be disclosed in whole or in part, to any other party, without the express permission in writing by Baffinland Iron Mines Corporation.

Note: This is an UNCONTROLLED COPY. All staff members are responsible to ensure the latest revision is used.

	Hunter and Visitor Site Access Procedure	Issue Date: February 13, 2015 Rev.: 0	
	Site Wide	Document #: BAF-PH1-830-PRO-0002	

Appendix A:

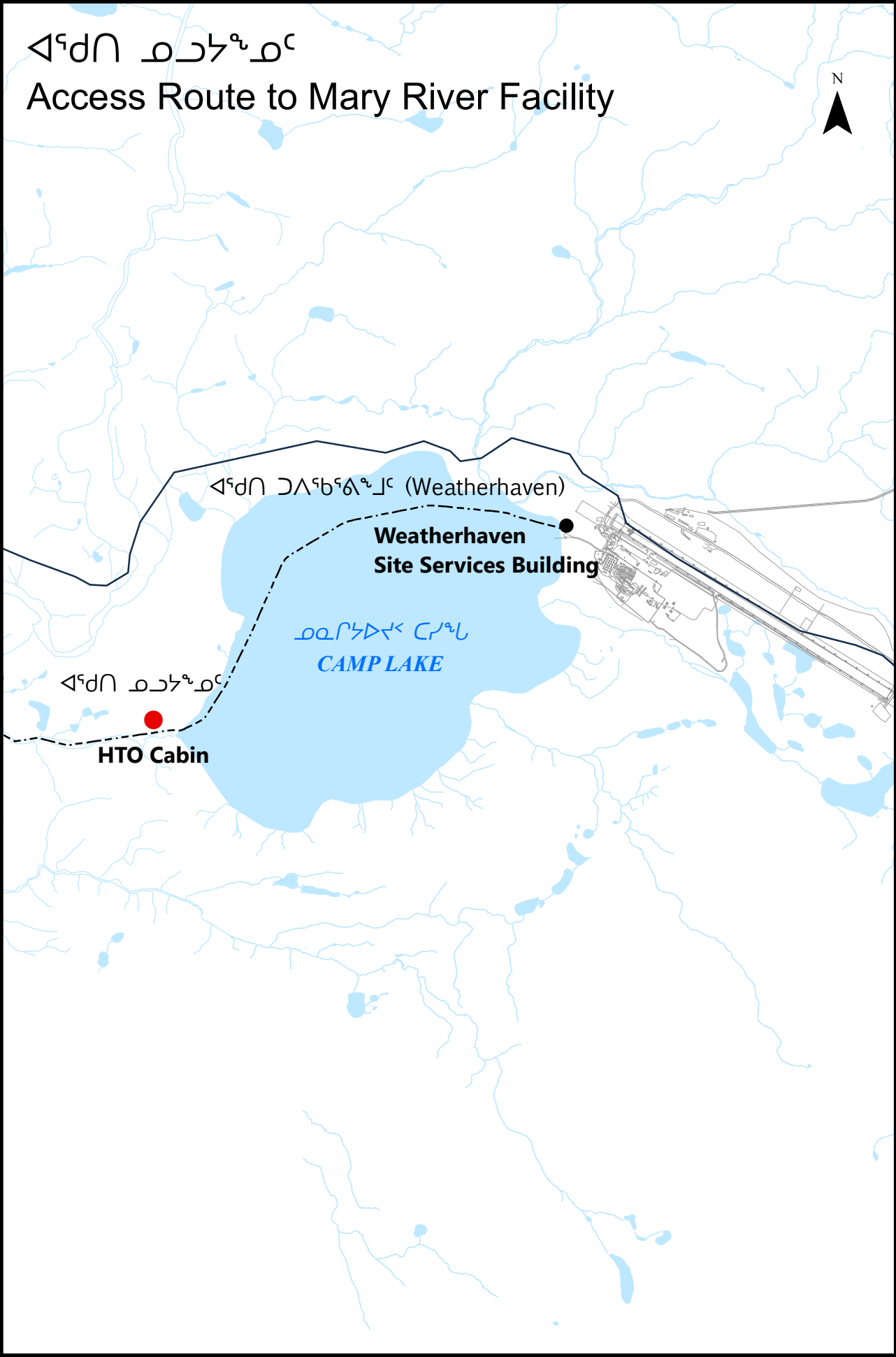
Hunter and Visitor Access Route: Mary River Mine Site - Map

Hunter and Visitor Access Route: Milne Port – Map

Mary River Hunter and Visitor Access Notification (English and Inuktitut)

The information contained herein is proprietary to Baffinland Iron Mines Corporation and is used solely for the purpose for which it is supplied. It shall not be disclosed in whole or in part, to any other party, without the express permission in writing by Baffinland Iron Mines Corporation.

Note: This is an UNCONTROLLED COPY. All staff members are responsible to ensure the latest revision is used.






Mary River Camp Access Procedures to Use NEW HTO Cabin

- 1. Only use approved access routes to site as shown, there is a high voltage cable and water line that must be avoided.**
- 2. Upon arrival proceed to the Weatherhaven camp and wait in the Site Services building (wooden structure near the front door of the Main Weatherhaven Camp). Ask someone to contact security by radio to notify them of your arrival.**
- 3. Go to the Weatherhaven Cafeteria for a coffee and a snack and Security or Environment personnel will greet you with further instructions.**
- 4. Do not proceed to Mine Site accommodations complex.**



ፊደላዊ ምርመራ ለጋራ ምርመራ ለፍገግ ለፍገግ ለፍገግ ለፍገግ

- [illegible]


	Mine Traffic Patterns	Issue Date: March 13, 2014 Rev.: 1	Page 1 of 10
	Mine Operations	Document #: BAF-PH1-340-PRO-0002	


Baffinland Iron Mines Corporation

Mine Traffic Patterns

BAF-PH1-340-PRO-0002

Rev 1

Prepared By: Tony Woodfine
Department: Mine Operations
Title: Mine Manager
Date: March 13, 2014
Signature: 

Approved By: Michael Anderson
Department: Operations
Title: Vice President - Operations
Date: March 13, 2014
Signature: 

The information contained herein is proprietary to Baffinland Iron Mines Corporation and is used solely for the purpose for which it is supplied. It shall not be disclosed in whole or in part, to any other party, without the express permission in writing by Baffinland Iron Mines Corporation.

Note: This is an UNCONTROLLED COPY printed for reference purposes and valid only on 3/13/2014

DOCUMENT REVISION RECORD

Issue Date MM/DD/YY	Revision	Prepared By	Approved By	Issue Purpose
11/12/13	0	RG	TW	Use
03/13/14	1	TW <i>TW</i>	MA <i>MA</i>	Use

The information contained herein is proprietary to Baffinland Iron Mines Corporation and is used solely for the purpose for which it is supplied. It shall not be disclosed in whole or in part, to any other party, without the express permission in writing by Baffinland Iron Mines Corporation.

Note: This is an UNCONTROLLED COPY printed for reference purposes and valid only on 3/13/2014



	Mine Traffic Patterns	Issue Date: March 13, 2014 Rev.: 1	Page 3 of 11
	Mine Operations	Document #: BAF-PH1-340-PRO-0002	

TABLE OF CONTENTS

1	PURPOSE.....	4
2	SCOPE	4
3	REQUIREMENTS	4
3.1	Permits And Training	4
3.2	Personal Protective Equipment (PPE)	4
3.3	Other Requirements.....	4
4	EXEMPTIONS.....	4
5	RESPONSIBILITIES.....	5
6	PROTOCOL	5
6.1	Priority for Mine Traffic "Right-of-Way"	5
6.2	Radio Communication	5
6.3	Entering the Mine Area (All Areas)	5
6.4	Travelling in the Mine	5
6.5	Passing Haul Trucks	6
6.6	Primary Crusher Access Road	6
7	REFERENCES AND RECORDS.....	6
	Appendix A: Safe Approach Diagrams.....	7-10

The information contained herein is proprietary Baffinland Iron Mines Corporation and is used solely for the purpose for which it is supplied. It shall not be disclosed in whole or in part, to any other party, without the express permission in writing by Baffinland Iron Mines Corporation.

Note: This is an UNCONTROLLED COPY. All staff members are responsible to ensure the latest revision is used.

	Mine Traffic Patterns	Issue Date: March 13, 2014 Rev.: 1	Page 4 of 11
	Mine Operations	Document #: BAF-PH1-340-PRO-0002	

1 PURPOSE

To ensure a safe and smooth flow of all traffic within the mining operation.

2 SCOPE

This SOP will go through any require PPE and training required to drive within the Mine and around Site, along with the proper protocol.

3 REQUIREMENTS

3.1 PERMITS AND TRAINING

- Valid Driver's License and or site drivers permit
- Haul road orientation
- All personnel must have completed the mandatory site courses as determined by the Safety and Health department.
- Additionally all personnel must have Site driver's course and be signed off as qualified by the Mine Training department

3.2 PERSONAL PROTECTIVE EQUIPMENT (PPE)

All personnel working in the mine must have at all times the required PPE and must be worn any time they are outside their equipment/vehicle:

- Hard hat
- Safety Glasses
- High visibility clothing
- Approved footwear
- Gloves

Note: additional PPE may be required under different circumstances such as inclement conditions or high noise areas


3.3 OTHER REQUIREMENTS

- Pre-operational checks must be completed to ensure beacon lights, buggy whips and headlights are in good working order. This will ensure that light vehicles are visible to haul trucks at all times and this will significantly reduce the chance of an incident occurring
- Any deficiencies found in equipment shall be reported to maintenance immediately.
- Notification to the Mine Operations Supervisor by 2-way radio upon entry or exit to and from the mine

4 EXEMPTIONS

The information contained herein is proprietary Baffinland Iron Mines Corporation and is used solely for the purpose for which it is supplied. It shall not be disclosed in whole or in part, to any other party, without the express permission in writing by Baffinland Iron Mines Corporation.

Note: This is an UNCONTROLLED COPY. All staff members are responsible to ensure the latest revision is used.

	Mine Traffic Patterns	Issue Date: March 13, 2014	Page 5 of 11
	Mine Operations	Rev.: 1	Document #: BAF-PH1-340-PRO-0002

Haul Truck units are exempt from stopping at Stop signs as they always have the right of way except in the case of emergency vehicles or vehicles marked as transporting explosives.

5 RESPONSIBILITIES

It is each employee's responsibility to adhere to all traffic regulations as stipulated by the employer.

6 PROTOCOL

6.1 PRIORITY FOR MINE TRAFFIC "RIGHT-OF-WAY"

- All responding Emergency Vehicles
- All other authorized vehicles responding to a "Code 1"
- Explosive Vehicles when carrying explosives. This will be indicated by the use of a red flashing beacon that must be operational and turned on when explosives are present. Further, all signage shall be placed in a position where it is highly visible
- Loaded Haul Trucks
- Unloaded Haul Trucks
- Other Mining Equipment
- Buses
- All other authorized vehicles

6.2 RADIO COMMUNICATION

- When in the mine area, personnel shall be on the designated "mine" radio channel at all times.
- Radio chatter must be kept to a minimum. The mine radio channel shall only be used for communicating activities which directly affect mine operations.
- Keep radio conversations short and concise. If more explanation is required ask the appropriate personnel to meet with you.

6.3 ENTERING THE MINE AREA (ALL AREAS)


- Access to the mine is restricted to personnel involved in legitimate work activities in the mine.
- All personnel, unless specified otherwise, are required to call the mine pit supervisor for permission to access the mine area.
- All personnel, unless specified otherwise, are required to call the mine pit supervisor when leaving the mine area. When re-entering the mine, permission must be granted again by the mine pit supervisor to access the mine area.
- When possible all light vehicle traffic shall be limited to mine break times. This will provide two half hour windows of opportunity at 11:00 am and 3:00 pm
- Personnel not assigned to work in the mine, MUST be escorted to and from their work area from the daily blast sign

6.4 TRAVELLING IN THE MINE

- The safe following distance when travelling behind a haul truck is 70m. This distance must be adhered to at all times.

The information contained herein is proprietary Baffinland Iron Mines Corporation and is used solely for the purpose for which it is supplied. It shall not be disclosed in whole or in part, to any other party, without the express permission in writing by Baffinland Iron Mines Corporation.

Note: This is an UNCONTROLLED COPY. All staff members are responsible to ensure the latest revision is used.

	Mine Traffic Patterns	Issue Date: March 13, 2014 Rev.: 1	Page 6 of 11
	Mine Operations	Document #: BAF-PH1-340-PRO-0002	

- During periods of inclement weather ice, snow blowing snow it will be necessary to increase the following distance especially on inclines.
- Unless authorization is given, no vehicle will be allowed to park on an active haul road.
- If your vehicle breaks down on a haul road pull over as far as safely possible, illuminate the 4-way flashers and immediately notify the Mine Supervisor and haul truck operators.
- When approaching equipment that is parked the safe approach diagrams in Appendix A shall be followed. Never park in the blind spots of equipment.
- Obey all speed limits. The posted speed limit for roads in the mine area is maximum 50km/hr.

Reminder: Speed limits are subject to road and weather conditions and it is every employee's responsibility to operate their vehicle in a safe manner.

6.5 PASSING HAUL TRUCKS

- A light vehicle cannot pass a haul truck loaded or empty under any circumstance while it is travelling, no matter how slow the operator may be going.
- In order to overtake a haul truck, the haul truck must be stopped and have the 4-way flashers illuminated, indicating it is okay to safely pass. Clear radio confirmation must be given by the haul truck driver for the light vehicle to pass.
- Hand signals and other non-verbal communication are not an acceptable means to indicate a light vehicle may pass.
- If you are unable to reach the operator by way of the 2-way radio then approach slowly at a safe distance as the operator may be on the ground checking the truck and unaware of your approach. After confirmation of the operator's location you may verbally determine if it is safe to pass.
- It is the haul truck operator's responsibility in the case of an emergency to pull over a safely and quickly as possible to allow responding emergency vehicles to pass should it be required.

6.6 PRIMARY CRUSHER ACCESS ROAD


- During crushing periods: "Through Traffic" is from the pit via the pit and mine road to the primary crusher and vice versa.
- This information must be conveyed to all personnel entering the mine by the Mine Supervisor at the time of entry.
- All personnel will adhere to this and give the right of way to haul truck operators assigned to this task as they are exempt from using any stop signs along that route

7 REFERENCES AND RECORDS

- Baffinland Iron Mines health and Safety program
- Standard Safe approach protocol for heavy equipment

The information contained herein is proprietary Baffinland Iron Mines Corporation and is used solely for the purpose for which it is supplied. It shall not be disclosed in whole or in part, to any other party, without the express permission in writing by Baffinland Iron Mines Corporation.

Note: This is an UNCONTROLLED COPY. All staff members are responsible to ensure the latest revision is used.


	Mine Traffic Patterns	Issue Date: March 13, 2014 Rev.: 1	Page 7 of 11
	Mine Operations	Document #: BAF-PH1-340-PRO-0002	

Appendix A

Safe Approach Diagrams


The information contained herein is proprietary Baffinland Iron Mines Corporation and is used solely for the purpose for which it is supplied. It shall not be disclosed in whole or in part, to any other party, without the express permission in writing by Baffinland Iron Mines Corporation.

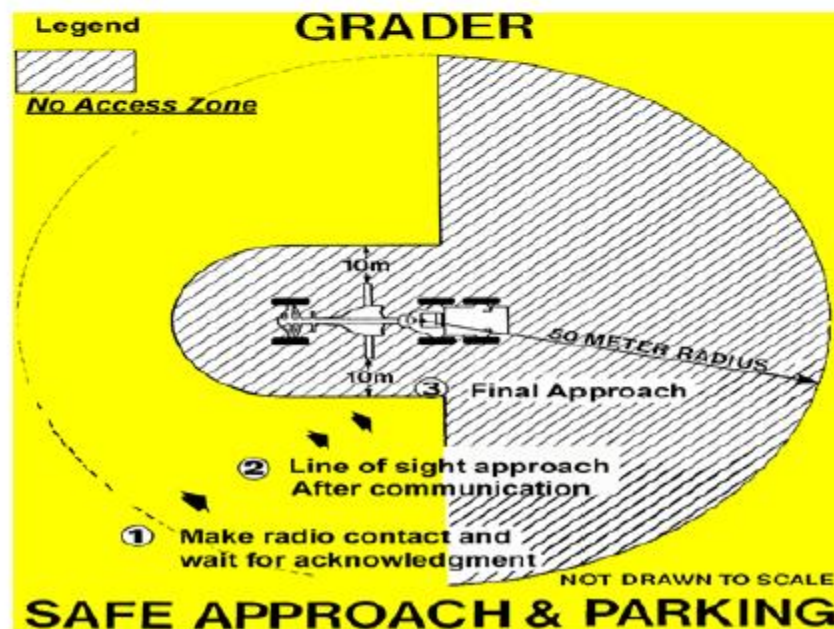
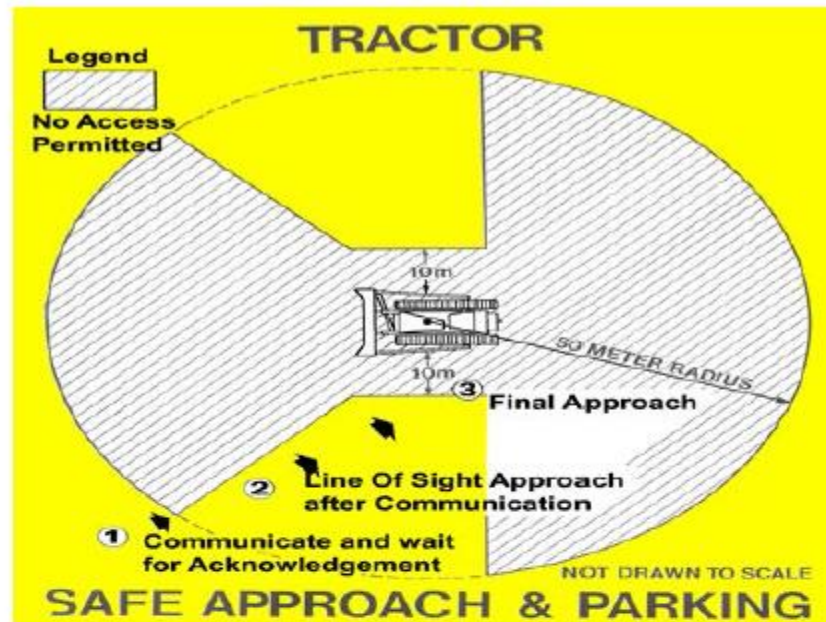
Note: This is an UNCONTROLLED COPY. All staff members are responsible to ensure the latest revision is used.

	Mine Traffic Patterns	Issue Date: March 13, 2014 Rev.: 1	Page 8 of 11
	Mine Operations	Document #: BAF-PH1-340-PRO-0002	

The information contained herein is proprietary Baffinland Iron Mines Corporation and is used solely for the purpose for which it is supplied. It shall not be disclosed in whole or in part, to any other party, without the express permission in writing by Baffinland Iron Mines Corporation.


Note: This is an UNCONTROLLED COPY. All staff members are responsible to ensure the latest revision is used.

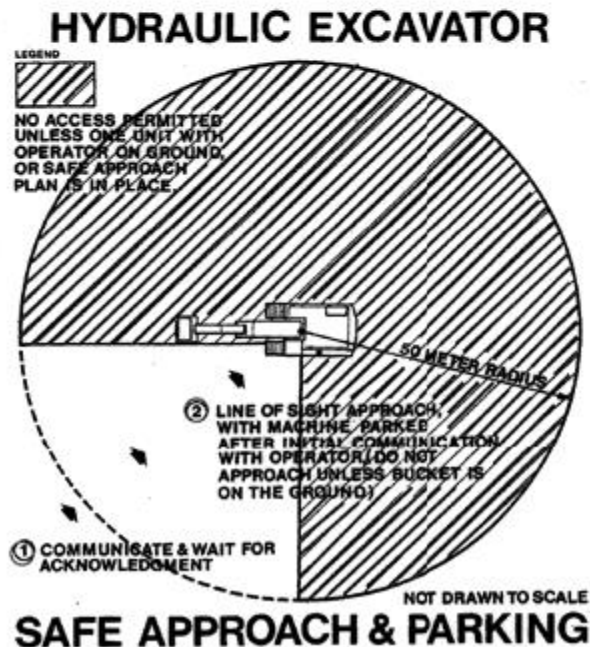
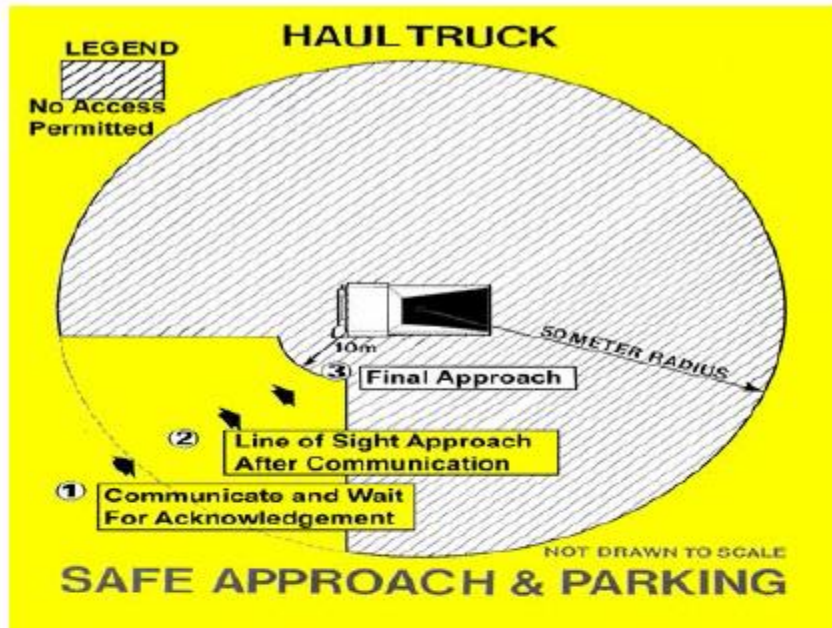
	Mine Traffic Patterns	Issue Date: March 13, 2014	Page9 of 11
	Mine Operations	Rev.: 1	Document #: BAF-PH1-340-PRO-0002



The information contained herein is proprietary Baffinland Iron Mines Corporation and is used solely for the purpose for which it is supplied. It shall not be disclosed in whole or in part, to any other party, without the express permission in writing by Baffinland Iron Mines Corporation.


Note: This is an UNCONTROLLED COPY. All staff members are responsible to ensure the latest revision is used.

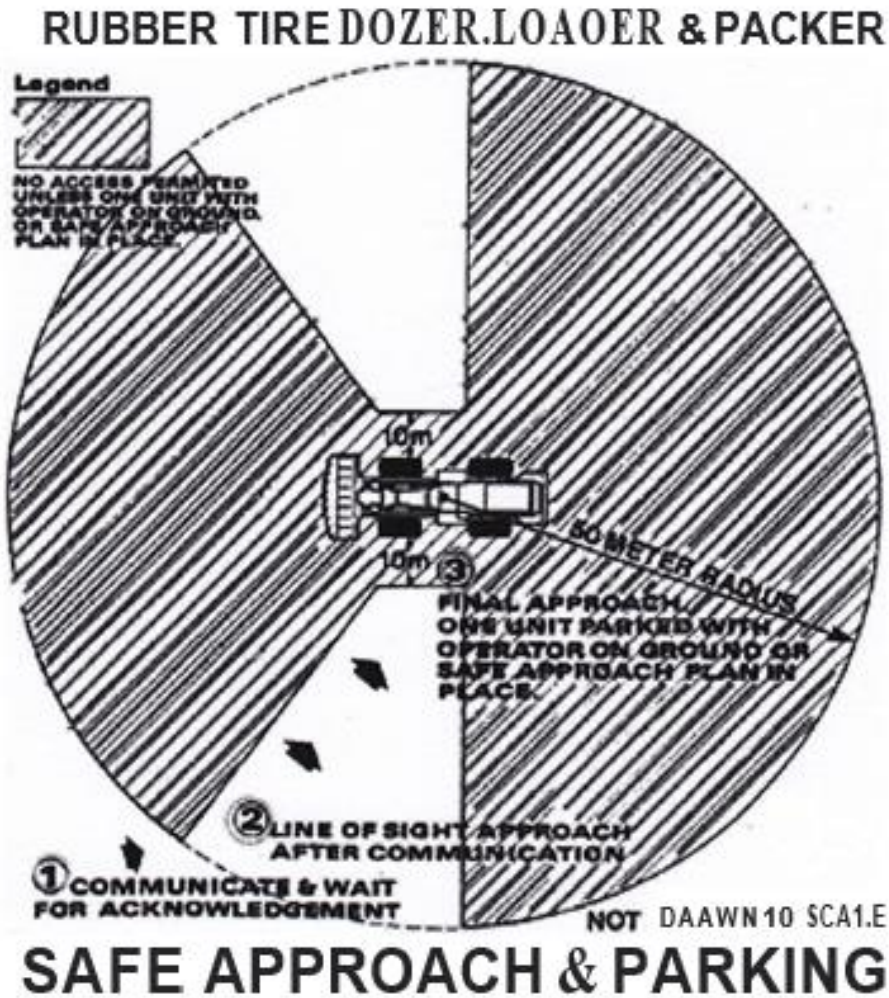
	Mine Traffic Patterns	Issue Date: March 13, 2014	Page 10 of 11
	Mine Operations	Rev.: 1	Document #: BAF-PH1-340-PRO-0002



The information contained herein is proprietary Baffinland Iron Mines Corporation and is used solely for the purpose for which it is supplied. It shall not be disclosed in whole or in part, to any other party, without the express permission in writing by Baffinland Iron Mines Corporation.

Note: This is an UNCONTROLLED COPY. All staff members are responsible to ensure the latest revision is used.

	Mine Traffic Patterns	Issue Date: March 13, 2014 Rev.: 1	Page 11 of 11
	Mine Operations	Document #: BAF-PH1-340-PRO-0002	



The information contained herein is proprietary Baffinland Iron Mines Corporation and is used solely for the purpose for which it is supplied. It shall not be disclosed in whole or in part, to any other party, without the express permission in writing by Baffinland Iron Mines Corporation.

Note: This is an UNCONTROLLED COPY. All staff members are responsible to ensure the latest revision is used.