DWG. NO. H349000-4613-50-035-0001

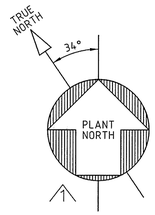


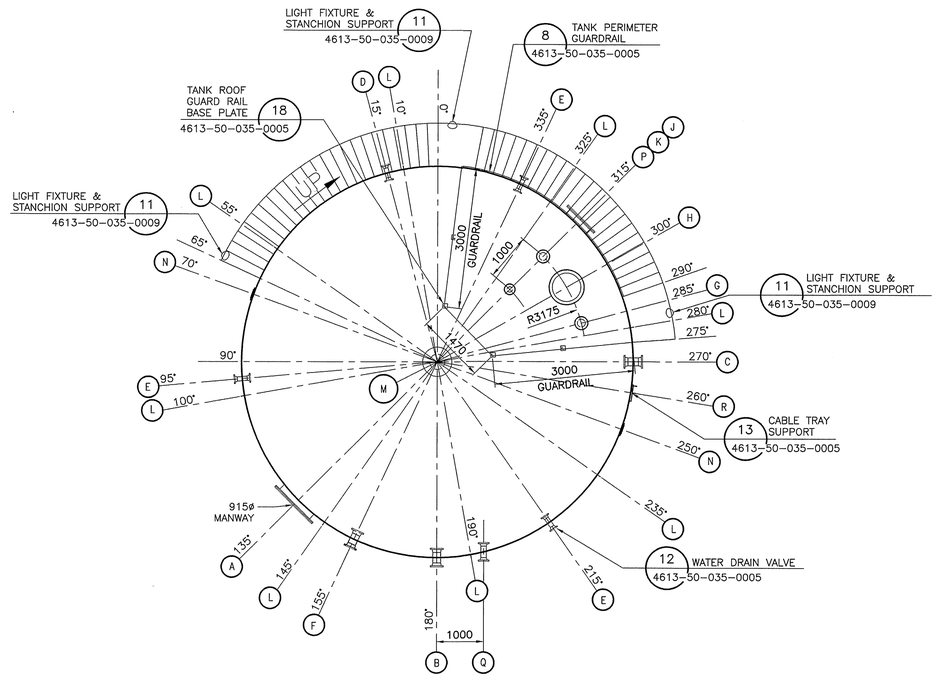


## PLAN-1
TANK ORIENTATION
SCALE: 1:60
TK-001

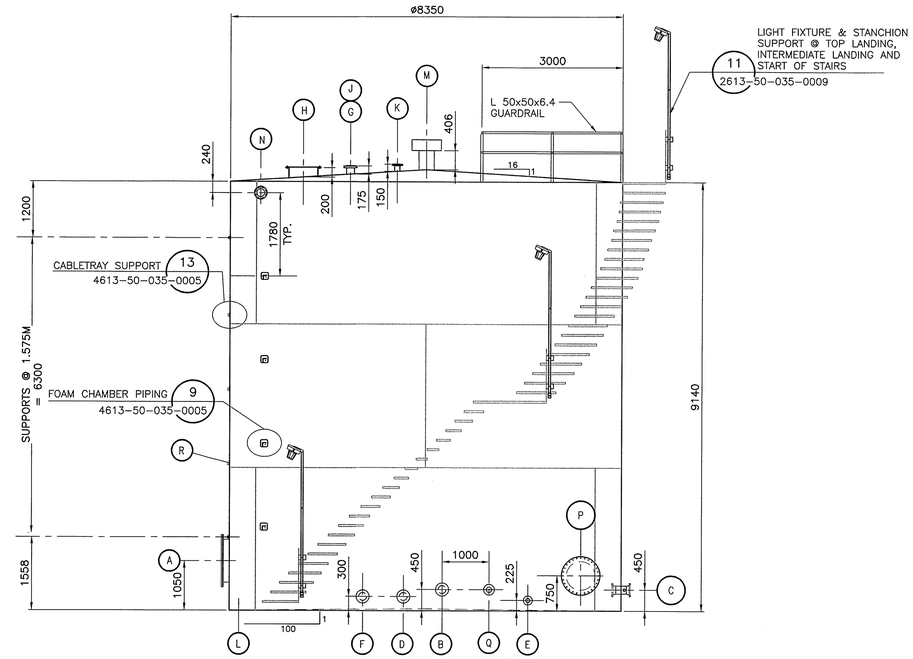


## ELEVATION A
TANK ORIENTATION
SCALE: 1:60

| TANK APPURTENANCES | | | | | | | |
|---|---|---|---|---|---|---|---|
| ITEM | NO. | SERVICE | SIZE | RATING | TYPE | REMARKS | REFERENCE DETAIL |
| A | 1 | SHELL MANWAY | 915 (36") | API 650 | FF | API 650 FIG. 5-7A | DET. 1, DWG: 4613-50-035-0005 |
| B | 1 | TANK OUTLET | 150 (6") | CLASS 150 | RF WELD NECK | DOUBLE FLANGED /W 25mm SW HALF COUPLING ON EXTERIOR NOZZLE | N/A |
| C | 1 | TANK INLET | 150 (6") | CLASS 150 | RF WELD NECK | DOUBLE FLANGED /W 25mm SW HALF COUPLING ON EXTERIOR NOZZLE | N/A |
| D | 1 | SPARE SHELL NOZZLE | 100 (4") | CLASS 150 | RF WELD NECK | DOUBLE FLANGED | N/A |
| E | 3 | WATER DRAIN NOZZLE | 75 (3") | CLASS 150 | RF WELD NECK | FLANGED | DET. 12, DWG: 4613-50-035-0005 |
| F | 1 | SPARE SHELL NOZZLE | 150 (6") | CLASS 150 | RF WELD NECK | FLANGED w/ BLIND FLANGE | N/A |
| G | 1 | GAUGE HATCH | 150 (6") | CLASS 150 | RF SLIP ON | FLANGED | DET. 4, DWG: 4613-50-035-0005 |
| H | 1 | ROOF MANWAY c/w EMERGENCY VENT | 610 (24") | API 650 | FF | C/W COVER | DET. 5, DWG: 4613-50-035-0005 |
| J | 1 | RADAR GAUGE | 150 (6") | CLASS 150 | RF SLIP ON | SINGLE FLANGE | DET. 2, DWG: 4613-50-035-0005 |
| K | 1 | ROOF NOZZLE (OVERFILL PROBE) | 100 (4") | CLASS 150 | RF SLIP ON | BLIND FLANGED | DET. 3, DWG: 4613-50-035-0005 |
| L | 8 | GROUNDING LUGS | | | | | DET. 7, DWG: 4613-50-035-0005 |
| M | 1 | ROOF VENT | 305ø (12") | CLASS 150 | NOZZLE | | DET. 6, DWG: 4613-50-035-0005 |
| N | 2 | FOAM CONNECTION BOLTED OPENING | 150 (6") | CLASS 150 | | BOLT CIRCLE AND OPENING TO MATCH 150ø FLANGE | DET. 10, DWG: 4613-50-035-0005 |
| P | 1 | SHELL MANWAY | 610 (24") | API 650 | FF | API 650 FIG. 5-7A | DET. 1, DWG: 4613-50-035-0005 |
| Q | 1 | TANK LOW SUCTION | 100 (4") | API 650 | FF | API 650 FIG. 5-7A | DET. 14 DWG: 4613-50-035-0005 |
| R | 8 | CABLE TRAY SUPPORT | | | | | DET. 13 DWG: 4613-50-035-0005 |

0 1.0 2.0 3.0 4.0 5.0
SCALE IN METRES

| DRAWING NO. | DRAWING TITLE |
|---|---|
| REFERENCE DRAWINGS | |

THIS DRAWING WAS PREPARED FOR THE EXCLUSIVE USE OF BAFFINLAND IRON MINES CORPORATION (BIMC) IN SUPPORT OF BIMC'S MARY RIVER PROJECT. THE AGREEMENT BETWEEN BIMC AND HATCH (THE "CONTRACT") GOVERNS THE USE OF THIS DRAWING. UNLESS OTHERWISE AGREED IN WRITING WITH BIMC OR OWNER OF THIS DRAWING, (A) HATCH DOES NOT ACCEPT ANY LIABILITY OR RESPONSIBILITY OR DISCLAIMS ALL LIABILITY FOR ANY DAMAGES ARISING OUT OF OR RESULTING FROM THE USE OF, OR RELIANCE ON THIS DRAWING BY ANY THIRD PARTY OR ANY MODIFICATION OR REUSE OF THIS DRAWING BY CLIENT, AND (B) THIS DRAWING IS CONFIDENTIAL AND ALL INTELLECTUAL PROPERTY RIGHTS EMBODIED OR REFERENCED IN THE DRAWING REMAIN THE PROPERTY OF HATCH.

| NO. | DESCRIPTION | BY | CHK'D | APP'D | DATE |
|---|---|---|---|---|---|
| 1 | NORTH ARROW REVISED | | BB | DS | |

REVISIONS

REGISTERED PROFESSIONAL ENGINEER
F.E. BUTTS
LICENSEE
NT/NU

| REV. | ISSUE FOR | AUTH. BY | | DATE |
|---|---|---|---|---|
| 1 | ISSUED FOR CONSTRUCTION | DS | FB | 13-06-24 |
| 0 | ISSUED FOR CONSTRUCTION | DS | FB | 13-04-26 |

ISSUE AUTHORITY

HATCH

| | |
|---|---|
| DESIGNED BY F. BUTTS DATE 13-02-20 | DRAWN BY E. BOND DATE 13-02-20 |
| CHECKED BY B. Brophy DATE 13-06-24 | DISCIP. ENGR. F.E. Butts DATE 13-06-24 |
| PROJ. DES. COORD. T. THERTELL DATE 13-06-24 | PROJ. ENGR. J. CLELAND DATE 13-06-24 |
| PROJ. MGR. S. PERRY DATE 13-06-24 | |

Baffinland IRON MINES CORPORATION

MARY RIVER PROJECT

MINE SITE
500,000L DIESEL STORAGE TANK
TK-001

| SCALE | DWG. NO. | REV. |
|---|---|---|
| 1:60 OR AS NOTED | H349000-4613-50-035-0001 | 1 |

$$DATAENTRY$$