DWG. NO. H349000-4613-60-035-0001

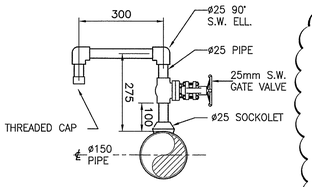

DETAIL–1
TYPICAL ø25 VENT
REFER H349000–60–012–0001 & H349000–60–012–0002
SCALE: 1:10

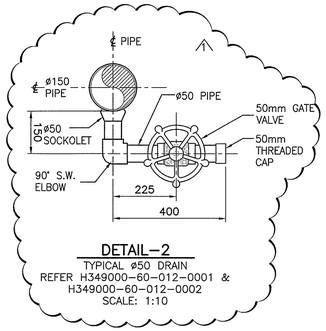

DETAIL–2
TYPICAL ø50 DRAIN
REFER H349000–60–012–0001 & H349000–60–012–0002
SCALE: 1:10

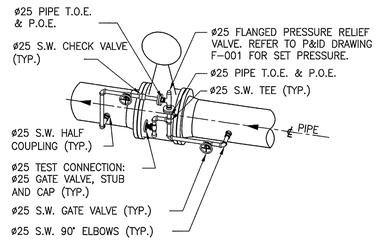

NOTE:

1. ALL PRESSURE RELIEF, AIR RELEASE, AND DRAIN PIPING AND FITTINGS TO BE SCH. 80 STEEL.

DETAIL–4
PERSPECTIVE OF ø25 RELIEF PIPING w/TEST CONNECTION
SCALE: 1:10

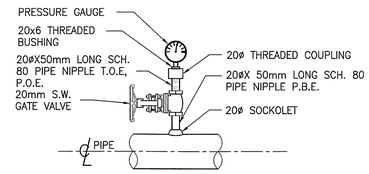

DETAIL–5
TYPICAL PRESSURE GAUGE
SCALE: 1:10

DRAWING NO.	DRAWING TITLE

REFERENCE DRAWINGS

THIS DRAWING WAS PREPARED FOR THE EXCLUSIVE USE OF BAFFINLAND IRON CORPORATION (BIC) AND IS ISSUED PURSUANT TO THE AGREEMENT BETWEEN BIC AND HATCH LTD. (HATCH). UNLESS OTHERWISE EXPRESSLY AGREED IN WRITING BY HATCH, HATCH ASSUMES NO LIABILITY OR RESPONSIBILITY ARISING FROM ANY USE OF OR RELIANCE ON THIS DRAWING BY ANY THIRD PARTY OR ANY PERSON OTHER THAN BIC. (A) THIS DRAWING MAY CONTAIN AND (B) THIS DRAWING IS A CONTRIBUTION, WHICH IS INTELLECTUAL PROPERTY RIGHTS EMBODIED OR REFERENCED IN THE DRAWING REMAIN THE PROPERTY OF HATCH.

NO.	DESCRIPTION	BY	CHK'D	APP'D	DATE
1	DRAIN SIZE AS 50mm DIA AS PER ORIGINAL DESIGN	KS	BB	DS	13–06–24

REVISIONS

REGISTERED PROFESSIONAL ENGINEER
F.E. BUTTS
LICENSEE
Lic. 23.000
NT/NU

REV.	ISSUE FOR	AUTH. BY		DATE
1	ISSUED FOR CONSTRUCTION	DS	FB	13–06–24
0	ISSUED FOR CONSTRUCTION	DS	FB	13–04–26

ISSUE AUTHORIZATION

HATCH™

DESIGNED BY F. BUTTS DATE 13–03–12	DRAWN BY M. PETERSON DATE 13–03–12
CHECKED BY B. Murphy DATE 13–06–24	DISCIP. ENGR. F.E. Butts DATE 13–06–24
PROJ. DES. COORD. T. THERTELL DATE 13–06–24	PROJ. ENGR. J. CLELAND DATE 13–06–24
PROJ. MGR. S. PERRY DATE 13–06–24	

Baffinland Iron Mines Corporation

MARY RIVER PROJECT

MINE SITE
PIPING DETAILS

SCALE 1:10 OR AS NOTED

DWG. NO. H349000–4613–60–035–0001

REV. 1

$$DATAENTRY$$