DWG. NO. H349000-2613-60-011-0013

NOTES:

1. FOR SPECIFICATION AND INSTALLATION NOTES SEE DWG 2613-60-011-0014.

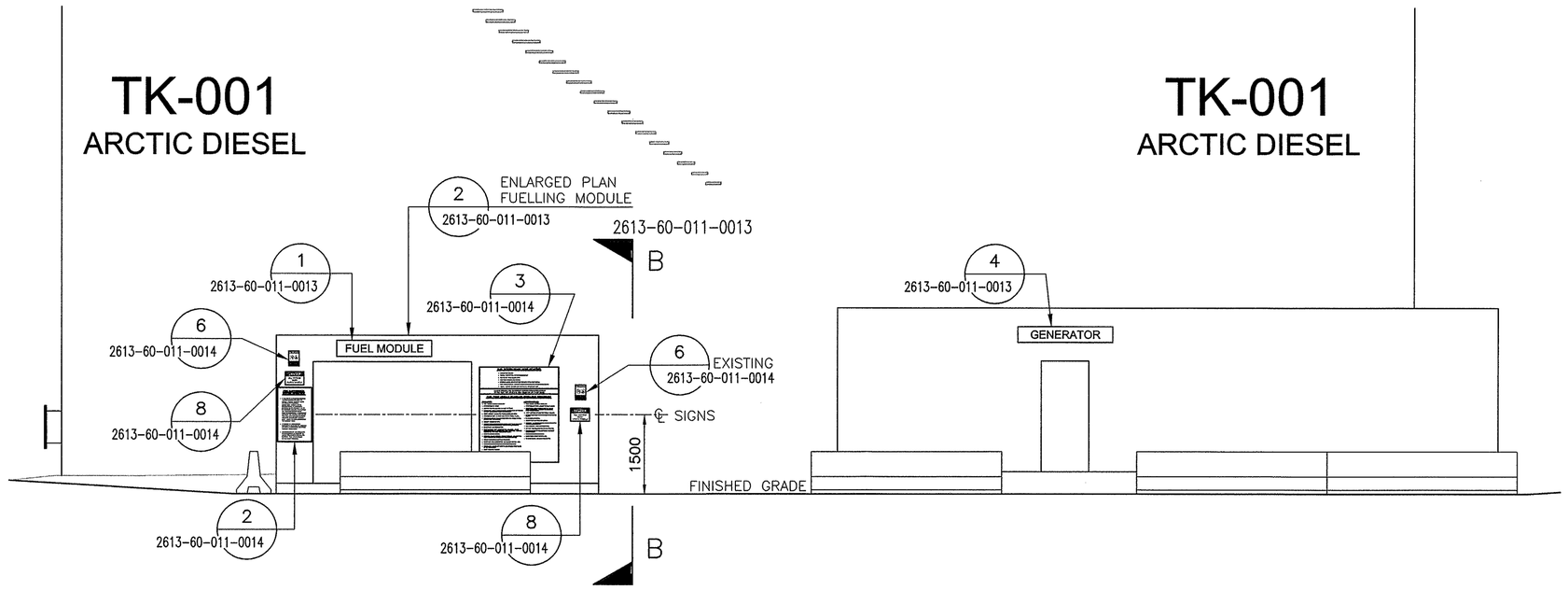

SECTION A 2613-60-011-0010
SCALE: 1:75

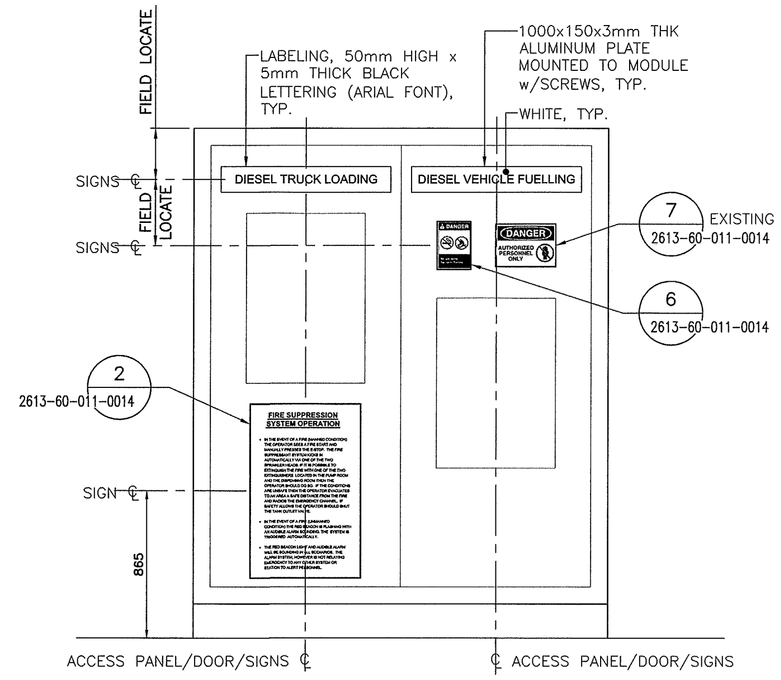

ELEVATION B 2613-60-011-0013
FUEL MODULE ACCESS DOORS
SCALE: 1:20

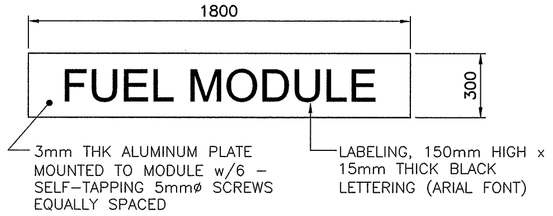

DETAIL 1 2613-60-011-0013
FUEL MODULE MODULE SIGN
SCALE: 1:20

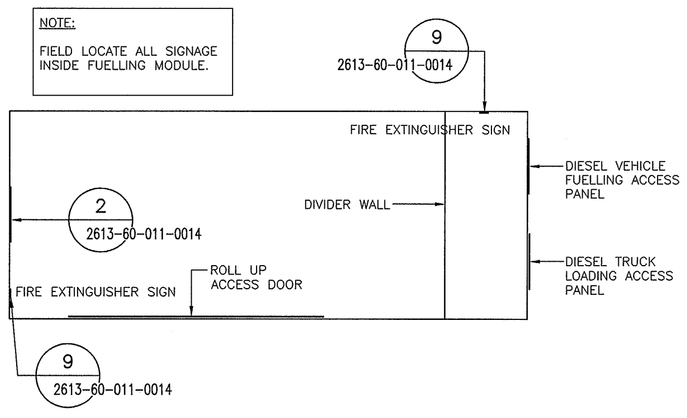

ENLARGED PLAN 2 2613-60-011-0013
FUELLING MODULE
SCALE: 1:50

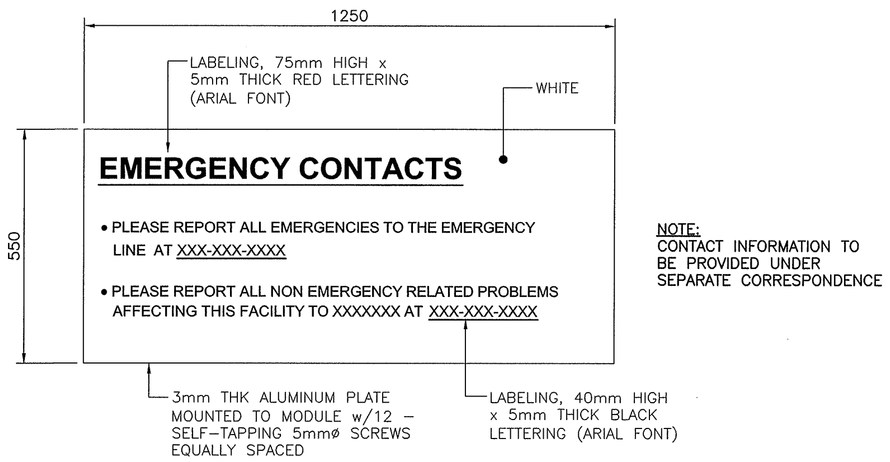

NOTE:
CONTACT INFORMATION TO BE PROVIDED UNDER SEPARATE CORRESPONDENCE

ONE SIGN LOCATED AT GENERATOR
ONE SIGN LOCATED AT FUEL MODULE

DETAIL 3 –
EMERGENCY CONTACTS SIGN
(2 REQUIRED)
SCALE: 1:10

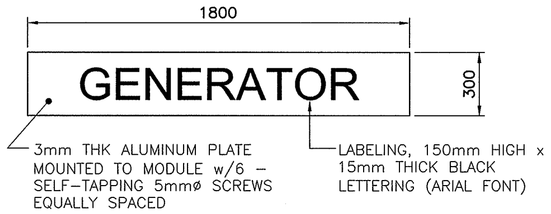

DETAIL 4 2613-60-011-0013
GENERATOR MODULE SIGN
SCALE: 1:20

DRAWING NO.	DRAWING TITLE
REFERENCE DRAWINGS	

THIS DRAWING WAS PREPARED FOR THE EXCLUSIVE USE OF BAFFINLAND IRON CORPORATION PROJECT AND IS ISSUED PURSUANT TO THE AGREEMENT BETWEEN CLIENT AND HATCH LTD. (HATCH). UNLESS OTHERWISE AGREED IN WRITING WITH CLIENT, OR SPECIFICALLY STATED ON THIS DRAWING, HATCH DOES NOT ACCEPT ANY RESPONSIBILITY OR LIABILITY FOR ANY USE OF THIS DRAWING BY ANY THIRD PARTY, OR FOR ANY PURPOSE OTHER THAN THAT FOR WHICH IT WAS PREPARED, OR ANY RELIANCE ON OR USE OF THIS DRAWING BY CLIENT AND (B) THIS DRAWING IS CONFIDENTIAL AND ALL INTELLECTUAL PROPERTY RIGHTS, INCLUDED OR REFERENCED IN THIS DRAWING REMAIN THE PROPERTY OF HATCH.

NO.	DESCRIPTION	BY	CHK'D	APP'D	DATE
–	–		–	–	–
REVISIONS					

REGISTERED PROFESSIONAL ENGINEER
F.B. BUTTS
LICENSEE
July 23/2013
NWNU

REV.	ISSUE FOR	AUTH. BY		DATE
0	ISSUED FOR CONSTRUCTION	DS	FB	13-07-23
ISSUE AUTHORIZATION				

HATCH™

DESIGNED BY D. STEPHENSON DATE 13-07-05	DRAWN BY B. BROPHY DATE 13-07-05
CHECKED BY DATE 13-07-23	DISCIP. ENGR. DATE 13-07-23
PROJ. DES. COORD. T. THERTELL DATE 13-07-23	PROJ. ENGR. J. CLELAND DATE 13-07-23
PROJ. MGR. S. PERRY DATE 13-07-23	

Baffinland

MARY RIVER PROJECT

MILNE INLET
FUEL SYSTEM UPGRADE
LOADING AREA SIGNAGE

SCALE AS NOTED OR AS NOTED
DWG. NO. H349000-2613-60-011-0013
REV. 0
ORIGINAL SHEET SIZE: ISO A1 (841 x 594)

$TIME$
$FILE$
$DATE$
$USERNAME$