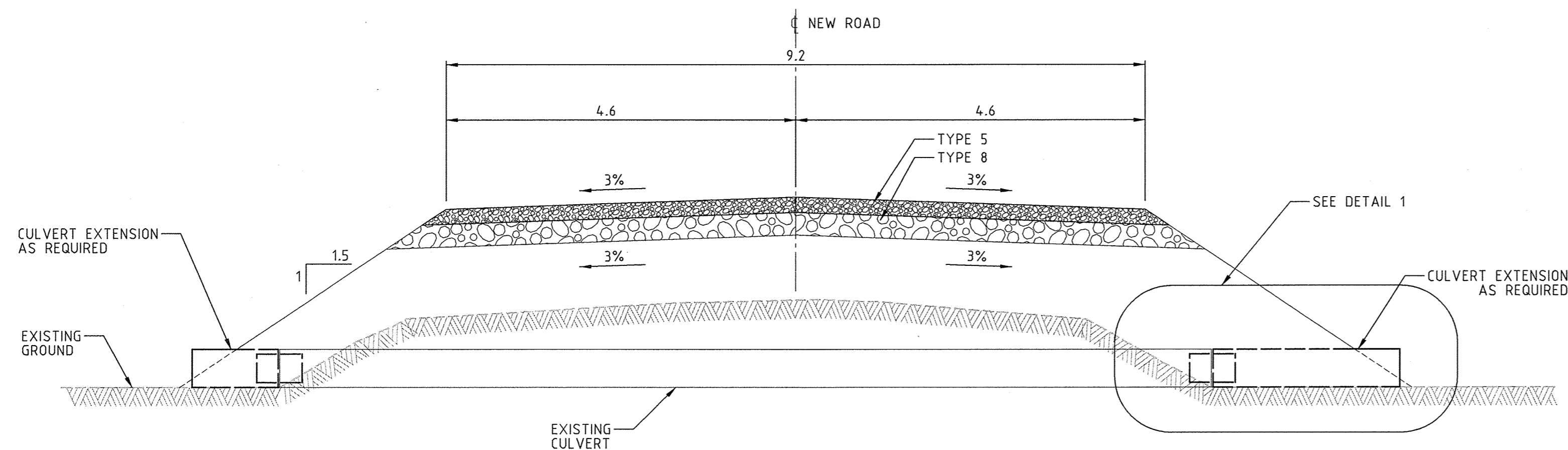


H349000-3000-10-041-0006

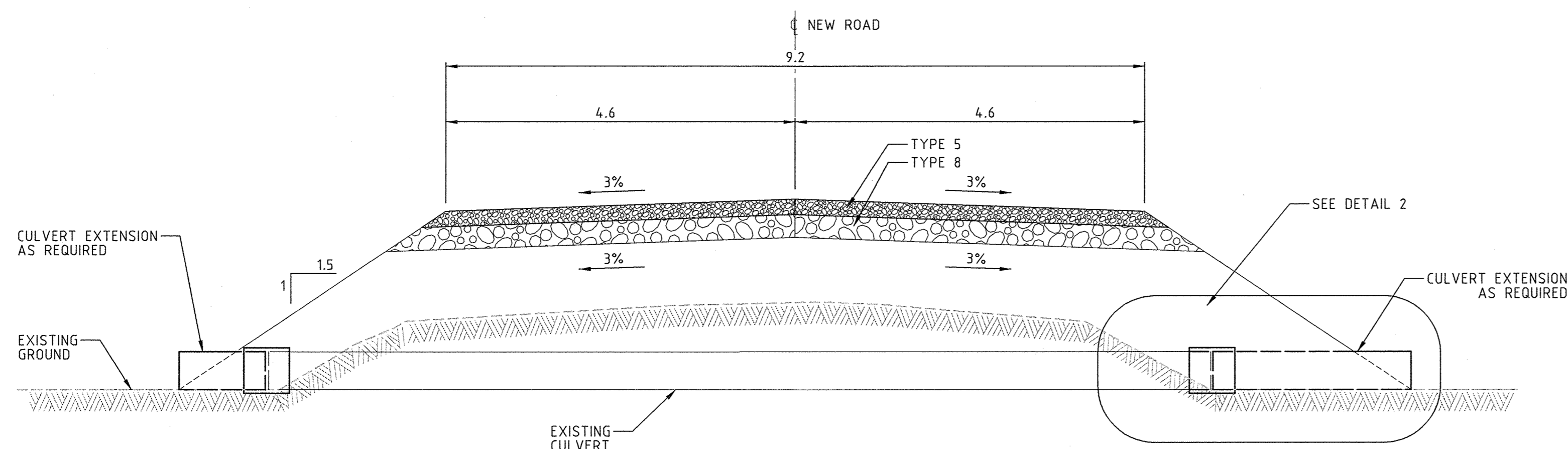
ON DWG

METRIC
ALL DIMENSIONS ARE IN METRES
AND/OR MILLIMETRES
UNLESS OTHERWISE SHOWN



TYPICAL SECTION - CULVERT EXTENSION (INTERNAL COUPLING)

SCALE 1:50

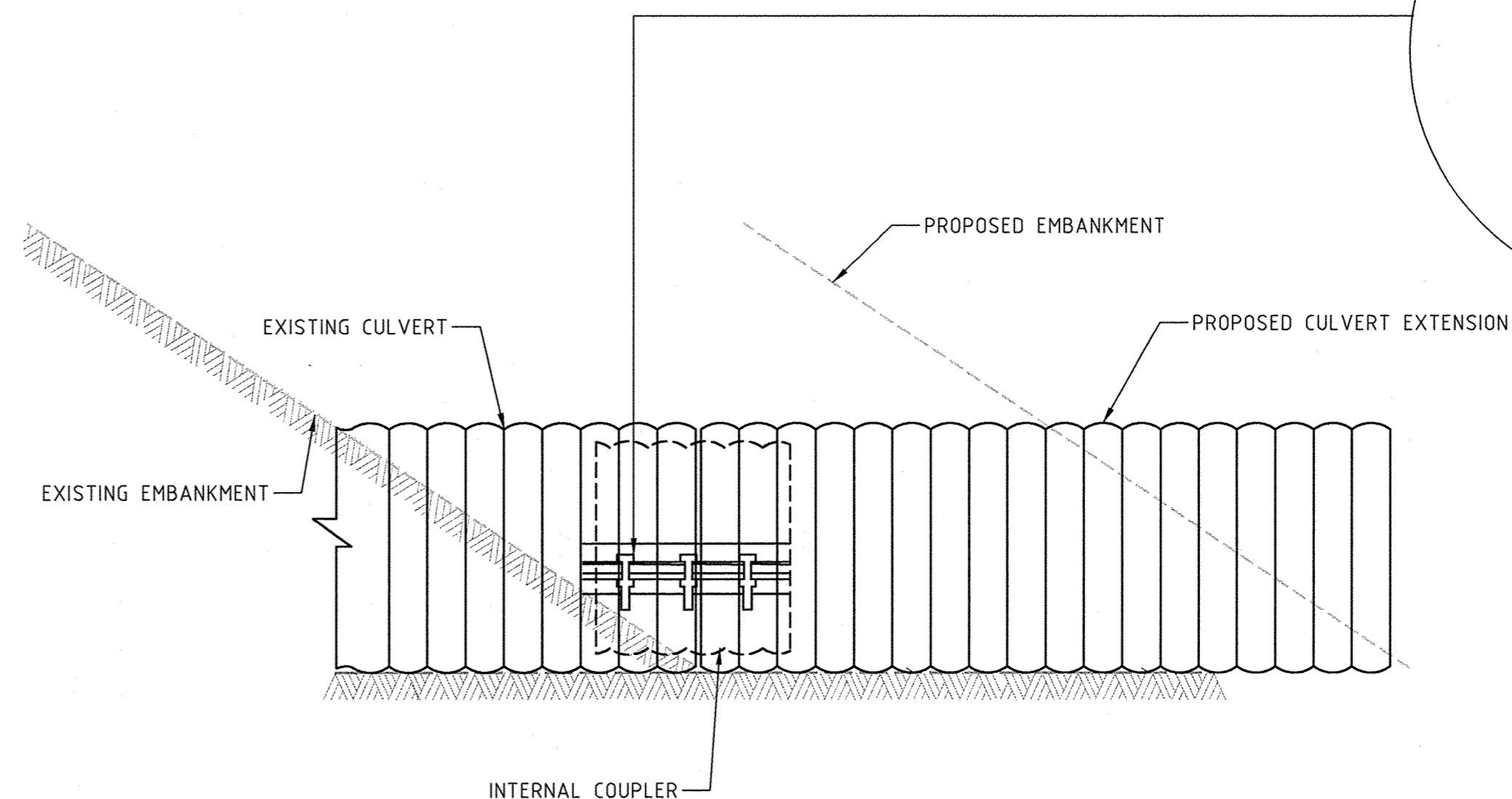


TYPICAL SECTION - CULVERT EXTENSION (EXTERNAL COUPLING)

SCALE 1:50

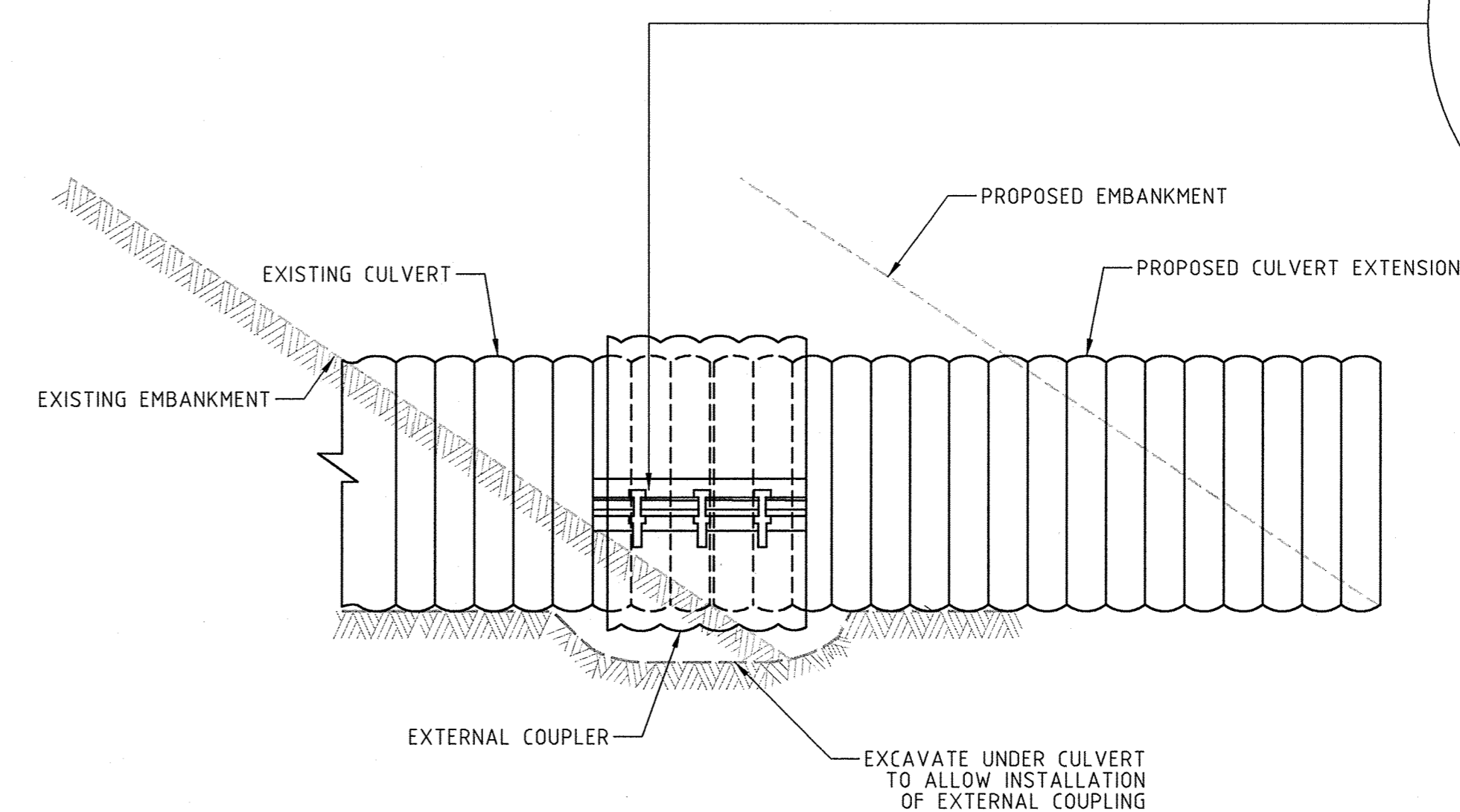
NOTES:

- WHEN IT IS NOT PRACTICAL TO EXCAVATE AROUND THE EXISTING CULVERT, AN INTERNAL COUPLING SHALL BE USED.
- INTERNAL COUPLER ONLY FOR CULVERTS > 1m DIA.
- REFER TO DRAWINGS H349000-3000-10-088-0030 TO H349000-3000-10-088-0034 FOR CULVERTS REQUIRING EXTENSION.
- FOR ROAD DITCH DETAIL AND SAFETY BERM, SEE DRAWING H39000-1000-10-041-0005 "PROJECT WIDE-CIVIL STANDARD DRAWING-TYPICAL ROAD DETAILS".
- FOR CULVERT INSTALLATION DETAILS, SEE DRAWING H349000-1000-10-041-0003 "PROJECT WIDE-CIVIL STANDARD DRAWING-TYPICAL CULVERT DETAILS".



DETAIL 1 - INTERNAL TYPE COUPLING

N.T.S.



DETAIL 2 - EXTERNAL TYPE COUPLING

N.T.S.

FOR CONSTRUCTION

DRAWING NO.

DRAWING TITLE

REFERENCE DRAWINGS

PERMIT TO PRACTICE
HATCH LTD.
Signature: *[Signature]*
Date: 30 Aug 13
PERMIT NUMBER: P 512
The Association of Professional Engineers,
Geologists and Geophysicists of NWT/NTU

THIS DRAWING WAS PREPARED FOR THE EXCLUSIVE USE OF BAYFUND
FROM CORPORATION (CLIENT) AND IS ISSUED PURSUANT TO
THE AGREEMENT BETWEEN CLIENT AND HATCH LTD. IN RESPECT OF
THE WORK DONE BY HATCH LTD. FOR CLIENT. IT IS NOT TO BE
REPRODUCED OR TRANSMITTED IN ANY FORM OR BY ANY MEANS
ELECTRONIC OR MECHANICAL, INCLUDING PHOTOCOPYING, RECORDING
OR BY ANY INFORMATION STORAGE AND RETRIEVAL SYSTEM, WITHOUT
THE WRITTEN PERMISSION OF HATCH LTD. (H) THIS
DRAWING IS CONFIDENTIAL AND ALL INTELLECTUAL PROPERTY RIGHTS
RESERVED OR REFERENCED IN THIS DRAWING REMAIN THE PROPERTY OF
HATCH LTD.



NO. DESCRIPTION BY CHK'D APP'D DATE

REVISIONS

HATCH™

DESIGNED BY
C. SMITH
DATE 2013-05-10
CHECKED BY
J. TOLOVSKI
DATE 2013-05-10
PROJ. DES. COORD.
T. TOLOVSKI
DATE 2013-05-10
DRAWN BY
C. SMITH
DATE 2013-05-10
DISCIPLINE MGR.
R. SINK
DATE 2013-05-10
PROJ. ENGR.
J. CLELAND
DATE 2013-05-10

PROJ. MGR.
S. PERRY
DATE 2013-05-10

SCALE
1:50
OR AS NOTED

DWG. NO.
H349000-3000-10-041-0006

REV.
0

ORIGINAL SHEET SIZE: ISO A1 (841 x 594)

m:\946679 5:02:05 PM 8/28/2013 c:\p\projectwise\img46679\dms74793\H349000-3000-10-041-0006.dgn