Appendix 42

Meadowbank 2021 Groundwater Monitoring Report

REPORT

2021 Groundwater Monitoring Report

Meadowbank Mine, Nunavut

Submitted to:

Agnico Eagle Mines Limited

Attn: Marie-Pier Marcil

Submitted by:

Golder Associates Ltd.

1931 Robertson Road, Ottawa, Ontario, K2H 5B7, Canada

+1 613 592 9600

21452766-545-R-Rev0

March 2022

Distribution List

1 e-Copy - Agnico Eagle Mines Limited

1 e-Copy - Golder Associates Ltd.

1 e-Copy - Nugsana Golder

Table of Contents

1.0 INTRODUCTION 6

1.1 Background 6

2.0 METHODOLOGY 9

2.1 Water Level Monitoring 9

2.2 Purging of Monitoring Wells 9

2.3 Groundwater Sample Collection 10

2.4 Sample Shipping 11

2.5 Sampling of Additional Water Monitoring Stations 12

3.0 2021 GROUNDWATER MONITORING 13

3.1 Comparative Guidelines 13

3.2 Quality Assurance/Quality Control 13

3.2.1 Reclaim Water Signature Parameters 14

4.0 RESULTS AND DISCUSSION 15

4.1 Water Level Monitoring and Flow Direction 15

4.2 2021 Groundwater Monitoring from Seeps and Wells 19

4.3 Historical Water Quality 20

4.3.1 Available Data 20

4.3.2 2003 to 2021 Water Quality Trends 20

4.3.3 Major Element Content 28

4.3.4 Salinity 29

4.4 Evaluation of Effects of Reclaim Water on Groundwater 30

4.5 Quality Assurance/Quality Control 31

5.0 SUMMARY OF MONITORING WELL CONDITIONS 32

6.0 CONCLUSIONS 33

7.0 RECOMMENDATIONS 34

8.0 CLOSURE 36

9.0 STUDY LIMITATIONS **37**

10.0 REFERENCES **38**

TABLES

Table 1: Summary of Samples Collected by Golder in 2021 10

Table 2: Analytical Requirements 11

Table 3: Summary of Additional 2021 Water Quality Sampling Completed by Agnico Eagle 12

Table 4: 2021 Meadowbank Water Levels in Monitoring Wells and Nearby Surface Water Features 15

Table 5: Summary of Available Meadowbank Groundwater Quality Data, 2003 to 2021 21

Table 6: Concentration of Constituents that Relate to Groundwater Salinity 29

Table 7: Parameters Exceeding QA/QC Acceptable Tolerance Limits 31

Table 8 Summary of Nitrogen Tank Pressures at Each Monitoring Well 40

FIGURES

Figure 1: Water Sampling Stations 8

Figure 2: Groundwater and Surface Water Elevations - July 2021 17

Figure 3: Groundwater and Surface Water Elevations - September 2021 18

Figure 4: Historical concentrations of total cyanide in Meadowbank groundwater by area, between 2003 and 2021 22

Figure 5: Historical concentration of total arsenic in Meadowbank groundwater by area, between 2003 and 2021. 23

Figure 6: Historical concentration of chloride in Meadowbank groundwater by area, between 2003 and 2021. 24

Figure 7: Historical concentrations of total copper in Meadowbank groundwater by area, between 2003 and 2021. 25

Figure 8: Historical concentrations of total iron in Meadowbank groundwater by area, between 2003 and 2021. 26

Figure 9: Historical concentrations of sulphate in Meadowbank groundwater by area, between 2003 and 2021. 27

Figure 10: Concentrations of Sulphate versus Sum Total Calcium and Total Magnesium, 2017 to 2021 28

APPENDICES

APPENDIX A
2021 Monitoring Well Development Logs and Supplementary Sampling Information

APPENDIX B
2021 Groundwater Quality Results and Quality Assurance/Quality Control Analysis

APPENDIX C
2021 Laboratory Certificates of Analysis

APPENDIX D
2021 Still Diagrams

APPENDIX E
Historical Groundwater Monitoring Program Water Quality Data 2003 to 2021

EXECUTIVE SUMMARY

The Meadowbank Gold Project (Meadowbank mine) is operated by Agnico Eagle Mines Limited – Meadowbank Division and is located approximately 70 kilometres north of the Hamlet of Baker Lake, Nunavut. The Meadowbank mine is licensed under Water License No. 2AM-MEA1530, Nunavut Impact Review Board (NIRB) Project Certificate (PC) No. 004, Condition No. 8 and the last approved Meadowbank Gold Project Groundwater Monitoring Plan Version 11 dated March 2020 (GWMP). The GWMP presents the historic groundwater monitoring at the Meadowbank mine since 2003 and the groundwater monitoring campaign completed in 2021.

The Executive Summary highlights key points from the report only; for complete information and findings, as well as the limitations, the reader should examine the complete report.

The objective of the 2021 groundwater monitoring program was to document groundwater and surface water quality for effects related to mining operations associated with the deposition of tailings in the tailings storage facility (TSF) and current practices involving in-pit tailings deposition (IPD). Monitoring activities completed in 2021 included water level monitoring and sampling of groundwater monitors and surface water monitoring locations for the analysis of chemical parameters listed in Group 2 of Table 2 Schedule I of the Meadowbank Water License. Monitoring well MW-16-01 was located to investigate potential groundwater quality impacts related to the TSF, while monitoring wells MW-IPD-01(s), MW-IPD-01(d), MW-IPD-07 and MW-IPD-09 were located to investigate potential groundwater impacts related to IPD. Wall seepage samples were also collected from the west wall of Portage Pit-E and east wall of Portage Pit-A in August 2021 to assess potential groundwater quality impacts related to the TSF and IPD practices.

Regional groundwater flow is interpreted east towards the Third Portage Lake and Second Portage Lake. On a local scale, surface and groundwater flow is influenced by local topography and mining operations involving previously mined pits and tailings storage operations (IPD and TSF).

In 2021, the four IPD monitoring wells are situated hydraulically downgradient from the Second Portage Lake (MW-IPD-01(s) and MW-IPD-01(d)) and Third Portage Lake (MW-IPD-07 and MW-IPD-09), therefore water quality at these monitors is likely to be influenced by surface water flowing (seeping) east towards the monitoring wells and into the IPD pits and not the TSF or IPD operations, at this time. The groundwater quality in monitoring wells MW-IPD-01(d), MW-IPD-01(s), MW-IPD-07, MW-IPD-09 continues to display a natural water signature and can be used as background values against which to monitor groundwater quality in the future.

Monitoring well MW-16-01 and the west wall of Pit-E are located hydraulically downgradient of the TSF and Central Dike. The groundwater quality at monitoring well MW-16-01 is interpreted to be affected by reclaim water from the South Cell TSF based on similar chemical signatures to reclaim water monitoring stations ST-21-North, ST-21-South (South Cell TSF surface water) and ST-S-5 (Central Dike seepage).

The west wall of Pit-E is located hydraulically downgradient of the TSF and Central Dike, while the east wall of Pit-A is located hydraulically downgradient of Second Portage Lake. Concentrations of arsenic and chloride were elevated at the Pit-E seepage monitoring location. Concentrations of other key reclaim water parameters such as copper, cyanide, and iron remain low but are detected in the Pit-E west wall seepage. Given the presence of cyanide in the Pit-E wall seepage, there is a component of tailings from the TSF, though it's unclear how important it is versus the waste rock contact water. Concentrations of cyanide have decreased in the Pit-E wall seepage since 2018. The source of the elevated concentration of copper in the 2021 Pit-A east wall seepage is unknown, where the value and trend will be validated during subsequent monitoring programs, if possible.

1.0 INTRODUCTION

This document provides a summary of the 2021 groundwater monitoring program carried out at the Meadowbank mine site (Meadowbank) and a summary of water quality results obtained.

The 2021 groundwater monitoring program was completed by Golder Associates Ltd. (Golder) on behalf of Agnico Eagle Mines Limited (Agnico Eagle) in accordance with Water Licence No. 2AM-MEA1530, Nunavut Impact Review Board (NIRB) Project Certificate (PC) No. 004, Condition No. 8 and the last approved Meadowbank Gold Project Groundwater Monitoring Plan Version 11 dated March 2020 (GWMP). Table 2 of Schedule I of the Meadowbank Water Licence states that the groundwater must be monitored annually for Group 2 chemical parameters listed this Schedule. As per NIRB PC No. 004, groundwater monitoring program is to be completed bi-annually.

The objective of the 2021 groundwater monitoring program is to document groundwater and surface water quality for effects related to mining operations associated with the deposition of tailings in the tailings storage facility and current practices involving In-Pit Tailings Deposition.

1.1 Background

Portage Pit-A, Portage Pit-E and Goose Pit are mined out. They were developed within a through talik (unfrozen ground that extends to the base of the permafrost). Portage Pit-E (Pit-E) and Goose Pit are located in the through talik underneath Third Portage Lake, while Portage Pit-A (Pit-A) is located in the through talik underneath Second Portage Lake. The tailings storage facility (TSF) is located in the previously dewatered basin of the north arm of Second Portage Lake and is also believed to be situated over a through talik.

Tailings deposition in the TSF was discontinued in April 2019 at the South Cell TSF and July 2019 at the North Cell TSF, with the exception of temporary tailings deposition in the North Cell TSF from July 8 to August 19, 2021. In-Pit Tailings Deposition (IPD) operations commenced at Meadowbank in July 2019 to store tailings produced from Whale Tail Mine in addition to tailings produced from the Meadowbank Mine. Tailings were deposited in Goose Pit from July 2019 to August 19, 2020, then commenced in Pit-E on August 20, 2020 and is on-going. During 2021 operations, reclaim water was transferred from the North Cell TSF to the South Cell TSF. Pit-A also received reclaim water from the South Cell TSF, Goose Pit and Pit-E.

Groundwater monitoring wells have been installed to provide information on groundwater quality in the through taliks of Third Portage Lake and the north arm of Second Portage Lake prior to and during mine operation and closure. The groundwater monitoring program was initiated prior to mining operations, in 2003, where a total of 14 groundwater monitoring wells were installed between 2003 to 2016 to characterize the groundwater within the five site areas: South and Central Dike, East Flat (East Dike area), Goose Pit, Pit-A and Pit-E.

Traditional monitoring well installations are fragile in the permafrost environment and at an active mine site. Many of the initial wells became inoperable or destroyed over time. Consequently, alternate means of collecting groundwater from within the talik and open pit footprint were implemented, including collecting groundwater that infiltrated into production holes at the base of pits; collection from horizontal borehole drilled in open pit walls into the talik and/or groundwater seeps into the open pits. The groundwater monitoring program was revised in 2017 following recommendations provided by Environment and Climate Change Canada (ECCC) to improve data collection for water quality model updates. A review of the available historical groundwater quality data claimed the information was not completely representative of site groundwater quality due to the inability to completely remove the presence of de-icing salt and calcium chloride brine used during drilling of the boreholes for these wells (SNCL 2019). In 2018, an extensive environmental monitoring campaign was again conducted to sample

groundwater across the mine site to investigate groundwater and contact water quality in relation to tailing pore water seepage (SNCL 2019). Groundwater samples were collected from horizontal boreholes in 2017 and 2018 in Pit-E, and from pit wall seeps in Goose Pit, Pit-A and/or Pit-E since 2016 depending on accessibility. Four additional monitoring wells were added to the network in 2018 (MW-IPD-01(s), MW-IPD-01(d), MW-IPD-07 and MW-IPD-09) prior to the start of the IPD operations in July 2019. Drill fluid DD2000 (copolymer of acrylamide and sodium acrylate) was used for the drilling of these boreholes and heated water was circulated continuously through the borehole until the wells were installed (SNCL 2019). The drilling fluid was not tagged and the residual content of drilling fluid in the IPD wells is similarly not know.

A total of five (5) monitoring wells were operable in 2021, in addition to the two pumping wells at the East Dike location (ST-S-1-North and ST-S-1-South). In 2021, the five monitoring wells were sampled by Golder during a July and a September monitoring session. Agnico Eagle also collected pit wall seepage samples in August 2021 and water quality samples from other on-site water monitoring locations during the July and September 2021 monitoring sessions. The locations of the current and historical water quality monitoring stations completed as part of the annual groundwater monitoring program are illustrated in Figure 1.

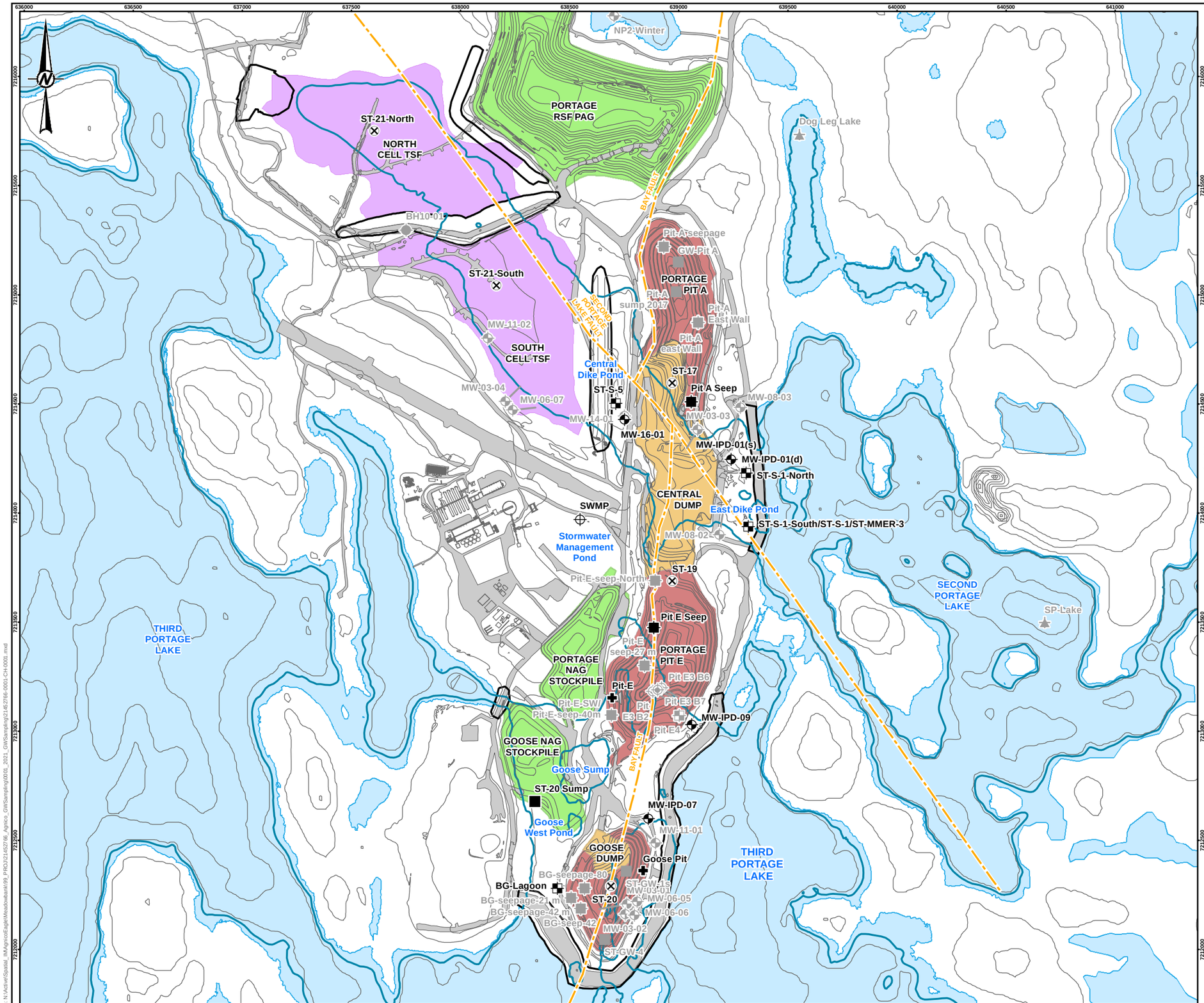

LEGEND

- IN-PIT DEPOSITION POINT

WATER SAMPLING STATIONS 2021

- MONITORING WELL
- WALL SEEPAGE
- DIKE SEEPAGE
- SUMP
- POND
- RECLAIM WATER

WATER SAMPLING STATIONS (PRIOR 2021)

- MONITORING WELL
- PRODUCTION DRILL HOLE
- HORIZONTAL HOLE
- DIKE SEEPAGE
- WALL SEEPAGE
- SUMP
- DEEP LAKE WATER
- POND

- INCLINED HOLE
- TOPOGRAPHIC CONTOUR LINE (10 m)
- FAULT
- ASSUMED PERMAFROST LIMIT (SHORELINE MINUS 1.5 m)
- DIKE

MINING

- ROCK STORAGE FACILITY
- WASTE DUMP STORAGE
- PIT
- CELL

NOTE(S)

1. ALL LOCATIONS ARE APPROXIMATE
2. EAST DIKE NORTH (ST-S-1-North) AND SOUTH (ST-1-South) PUMPING WELLS PREVIOUSLY IDENTIFIED AS ST-8-North AND ST-8-South, RESPECTIVELY FROM 2017 TO 2019..
3. ST-S-1 REPRESENTS WATER PUMPED FROM ST-S-1-South THAT IS DISCHARGED TO PORTAGE PIT-A
4. ST-MMER-3 (PREVIOUSLY IDENTIFIED AS ST-8 FROM 2015 TO 2019) REPRESENTS WATER PUMPED FROM ST-S-1-South THAT IS DISCHARGED TO SECOND PORTAGE LAKE

REFERENCE(S)

1. PROJECT DATA, AGNICO EAGLE MINES LIMITED 2017-2019
2. PROJECTION: TRANSVERSE MERCATOR, DATUM: NAD 83, COORDINATE SYSTEM: UTM ZONE 14, VERTICAL DATUM: CGVD28

0 175 350 700

1:17,500 METRES

CLIENT
AGNICO EAGLE MINES LIMITED

PROJECT
2021 GROUNDWATER MONITORING PROGRAM
MEADOWBANK MINE, NUNAVUT

TITLE
WATER SAMPLING STATIONS

CONSULTANT
WSP GOLDER

YYYY-MM-DD	2022-03-03
DESIGNED	----
PREPARED	JEM
REVIEWED	DH
APPROVED	VJB

PROJECT NO.	CONTROL	REV.	FIGURE
21452766-545	0001	0	1

IF THIS MEASUREMENT DOES NOT MATCH WHAT IS SHOWN, THE SHEET SIZE HAS BEEN MODIFIED FROM: 25mm

Path: N:\Active\Spatial_IM\Agnico\Eagle\Meadowbank\99_PROJ\21452766_Agnico_GWSampling\0001_2021_GWSampling\21452766-0001-CH-0001.mxd

2.0 METHODOLOGY

The 2021 groundwater monitoring program was carried out in accordance with Table 2 of Schedule I of the Meadowbank Water Licence and the March 2020 GWMP. Samples were analyzed for the Group 2 suite of chemical parameters listed in Table 1 of that Schedule, namely: ammonia-nitrogen, calcium, chloride, conductivity, dissolved organic carbon (DOC), hardness, nitrate, nitrite, ortho-phosphate, pH, potassium, reactive silica, sodium, sulphate, total dissolved solids (TDS), total kjeldahl nitrogen (TKN), total and speciated alkalinity (carbonate, bicarbonate), total organic carbon (TOC), total phosphorus, total suspended solids (TSS), turbidity, total cyanide, free cyanide and Weak Acid Dissociable (WAD) cyanide (the latter is triggered based on the results of other programs performed by Agnico Eagle) and the following total and dissolved metals: aluminum, antimony, arsenic, boron, barium, beryllium, cadmium, copper, chromium, iron, lead, lithium, manganese, mercury, molybdenum, nickel, selenium, tin, strontium, titanium, thallium, uranium, vanadium, and zinc. Groundwater samples were also analyzed for salinity at the request of Agnico Eagle.

The groundwater monitoring program was completed by Golder personnel in July and September 2021 (well locations on Figure 1). The monitoring wells are equipped with a well-specific heating cable through the permafrost zone (40 to 59 metres along the borehole) which is continuously energized to prevent the well from freezing. A summary of the activities performed by Golder is listed below:

- Groundwater level monitoring at wells MW-16-01, MW-IPD-01(s), MW-IPD-01(d), MW-IPD-07, and MW-IPD-09;
- Purging of five monitoring wells;
- Groundwater sampling at five monitoring wells;
- Installation of dedicated wellhead used for low flow sampling at MW-16-01 (July session only); and,
- Addition of monitoring well casing extension (stickup) at MW-IPD-01(d) (July session).

2.1 Water Level Monitoring

Golder personnel measured the water level in each of the five monitoring wells prior to the start of the July and September purging activities using a water level meter tape manufactured by Heron Instruments Inc. supplied by Agnico Eagle. Agnico Eagle provided surveyed wellhead data (existing ground surface, top of wellhead casing) and surface water elevation data for the North Cell TSF, South Cell TSF, Central Dike Pond, Goose Pit, Goose West Pond, Goose Sump, Stormwater Management Pond, Pit-E, Pit-A, Second Portage Lake, Third Portage Lake and the East Dike Pond during the July and September 2021 monitoring sessions. The approximate location of the monitoring wells and surface water features surveyed are shown on Figure 1.

2.2 Purging of Monitoring Wells

IPD Wells

Purging of MW-IPD-01(s), MW-IPD-01(d), MW-IPD-07, and MW-IPD-09 monitoring wells was performed using the low flow portable double valve sampling pumps (DVP) that were installed inside each of the wells during construction. The pumps were activated by pushing compressed nitrogen gas into low density polyethylene (LDPE) tubing attached to the sampling pump, which caused groundwater to rise to the surface through a flow through cell where water quality and volume was monitored during purging. A Model 464 Electronic Pneumatic Pump Control Unit (maximum pressure of 250 pounds per square inch, psi) manufactured by Solinst Canada Ltd. and owned by Agnico Eagle was used at the wellhead to control the flow rate of the pumps during development. The pressure set on the control box was adjusted accordingly for each monitoring well and the flow rate was monitored to ensure the water level remained stable during pumping, indicating water was being pulled from the bedrock formation. A second

Controller Unit MP10UH manufactured by QED Environmental Systems and compatible with the DVPs was rented by Golder and brought to site as a backup.

MW-16-01 Well

A low flow DVP was lowered to a depth of about 90 metres below the top of the HWT casing prior to the July 2021 monitoring well development. When installing the DVP, a water level tape was lowered simultaneously to guide the installation of the DVP at the proper depth. The water level tape became caught at around 90 metres below the top of the HWT casing (possibly the bottom of the pre-packed bentonite sleeve as per the MW-16-01 log). Neither the water level tape or DVP could be moved up or down.

Golder informed Agnico Eagle about the obstructed water level tape. Monitoring well MW-16-01 was subsequently developed and sampled with the DVP installed at approximately 90 metres as the sample intake was located within the top of the screen interval of the monitoring well and remained operational. Golder discussed potential equipment recovery options with Agnico Eagle following reception of the July 2021 water quality data, and no recovery efforts were deemed necessary while the monitoring well and DVP are operational.

Field Measurements on Groundwater

In-situ groundwater parameters were measured during development using a Horiba U-52 Multiparameter meter inserted into a flow through cell. The following were monitored: conductivity, dissolved oxygen, oxidation reduction (redox) potential, pH, temperature, turbidity, salinity (September session only) and total dissolved solids. Each well was deemed sufficiently purged following the stabilization of the field parameters.

Well development logs including a summary of the flow rates, volume removed, water levels and field parameters recorded for each well are included in Table 1 and in Appendix A.

2.3 Groundwater Sample Collection

Groundwater sampling was performed by Golder personnel following stabilization of the field parameters during purging. Dedicated polyethylene LDPE tubing was used for each well. A summary of the samples collected as part of the 2021 groundwater monitoring program is presented in Table 1.

Table 1: Summary of Samples Collected by Golder in 2021

Location	Type	Pump Depth (m)	Screen Depth (m)	July 2021 Session		September 2021 Session	
				Purge Volume (L)	Sampling Date	Purge Volume (L)	Sampling Date(s)
MW-IPD-01(s)	Monitoring Well	60	51 - 69	17.8	21-Jul-21	17.0 15.7	6-Sep-21 8-Sep-21(1)
MW-IPD-01(d)	Monitoring Well	175	163 -181	44.6	24-Jul-21	23.8	5-Sep-21
MW-IPD-07	Monitoring Well	40	42 - 50	23.4	19-Jul-21	26.1	7-Sep-21
MW-IPD-09	Monitoring Well	70	62 - 80	14.2	20-Jul-21	14.9	6-Sep-21
MW-16-01	Monitoring Well	90	89 - 101	22.3	23-Jul-21	18.3	4-Sep-21
Field blank	QA/QC	-	-	-	24-Jul-21	-	4-Sep-21

Notes: m = meters; L = litres; QA/QC = Quality Assurance/Quality Control; '-' = not applicable
(1) Confirmation sample collected on September 8, 2021, after purging an additional 15.7 L

Groundwater samples were collected in triplicate from all monitoring wells. A second sample set was collected from MW-IPD-01(s) on September 8, 2021, following additional development to confirm a representative groundwater sample because the initial MW-IPD-01(s) sample collected on September 6, 2021, had lower field measured ORP and electrical conductivity compared to the historical record.

One field blank was collected for quality assurance/quality control (QA/QC) purposes during each groundwater monitoring session completed by Golder. The field blank comprised of a laboratory prepared sample bottle set (trip blank) that was exposed to the atmosphere at a wellhead and transported to the analytical laboratory with the groundwater samples.

The water samples were collected and preserved in the field following the laboratory-specified protocols outlined in Table 2.

Table 2: Analytical Requirements

Analytical Parameters	Preparation and Preservation Protocols
ammonia nitrogen, ammonium	glass vial, unfiltered and preserved to pH<2 with sulphuric acid
total, free, WAD cyanide	plastic bottle, preserved with sodium hydroxide
pH, electrical conductivity, total and speciated alkalinity (carbonate, bicarbonate), anions (bromide, chloride, fluoride and sulphate), DOC, nitrate, nitrite, orthophosphate, reactive silica, TDS, TSS, and turbidity	plastic bottle, unfiltered and unpreserved
un-ionized ammonia, COD, TKN, TOC, nitrate, nitrite, total phosphorous	plastic bottle, unfiltered and preserved to pH<2 with sulphuric acid
Metals (total and dissolved): aluminum, antimony, arsenic, barium, beryllium, bismuth, boron, cadmium, calcium, chromium, copper, iron, lead, lithium, magnesium, manganese, molybdenum, nickel, potassium, selenium, tin, sodium, strontium, titanium, thallium, uranium, vanadium and zinc	plastic bottle, unfiltered(1) or filtered(2) and preserved to pH<2 with nitric acid
mercury	glass bottle, unfiltered(1) or filtered(2) and preserved to pH<2 with hydrochloric acid

Notes:
(1) Total constituent, unfiltered
(2) Dissolved constituents, field filtered to 0.45 microns
(3) Hardness calculated from sum of dissolved calcium and magnesium

The laboratory chemical and physical analyses were performed by Bureau Veritas Laboratories (BV) located in Mississauga, Ontario, Burnaby, British Columbia or Calgary, Alberta. The results of the field and laboratory chemical analyses conducted during the 2021 groundwater monitoring program are tabulated and presented in Appendix B and the laboratory analytical certificates are provided in Appendix C.

2.4 Sample Shipping

Duplicate groundwater samplings were submitted for analysis, with the exception of MW-IPD-01(s) during the September 2021 session, where only a single set of samples was submitted for the samples collected on September 6 and 8, 2021 (initial and second sample collected following additional well development). The triplicate or duplicate

sample sets (MW-IPD-01(s) September 2021 session only) were kept on site as backup and disposed of upon receipt of the samples by the analytical laboratory. Samples were kept refrigerated and typically shipped to BV located in Ottawa, Ontario within 24 hours of sample collection. Exceptions include: 48 hours for MW-IPD-01(d) July session; 48 hours for MW-16-01 September session and 72 hours for MW-16-01 July session, because of charter flight schedules. Samples were placed in coolers with ice packs and entered on a chain-of-custody form before being shipped from site.

2.5 Sampling of Additional Water Monitoring Stations

Agnico Eagle personnel collected water samples from the monitoring stations identified on Figure 1, as part of the water license requirements:

- Dike seepage stations: ST-MMER-3 (East Dike south pumping well (ST-S-1-South) discharge directed to Second Portage Lake), ST-S-1/ST-S-1 South (East Dike south pumping well (ST-S-1-South) discharge directed to the Portage Pit-A), ST-S-1 North (East Dike north pumping well), BG Lagoon (Goose Dike seepage sump) and ST-S-5 (Central Dike seepage sump);
- Tailing Reclaim Water stations: ST-17 (Pit-A), ST-19 (Pit-E), ST-20 (Goose Pit), ST-21-North (North Cell TSF) and ST-21-South (South Cell TSF);
- Stormwater Management Pond (SWMP) and,
- Pit wall seepage (Pit-A Seep and Pit-E Seep);

The 2021 water quality data from these sampling stations were provided to Golder and results were used to assess potential effects of reclaim water on the groundwater quality. Table 3 includes a summary of the additional 2021 water quality data collected by Agnico Eagle that was used as part of the groundwater assessment.

Table 3: Summary of Additional 2021 Water Quality Sampling Completed by Agnico Eagle

Station ID(s)	Description	Sampling Frequency
ST-S-1/ ST-S-1 South	Discharge from East Dike south pumping well ST-S-1-South discharged to Pit-A	Monthly between May and December
ST-MMER-3	Discharge from East Dike south pumping well ST-S-1-South discharged to Second Portage Lake	Weekly between January to May and December
ST-S-1 North	East Dike south and north pumping wells	April
ST-S-5	Central Dike seepage	Weekly basis between January and December
BG Lagoon	Goose Dike sump	July and September
SWMP	Stormwater Management Pond	
ST-17	Portage Pit-A pond	Monthly basis during periods of open water between June and October, November and December
ST-19	Portage Pit-E pond	
ST-20	Goose Pit pond	Monthly basis during periods of open water between June and October
ST-21-South	South Cell TSF	
ST-21-North	North Cell TSF	

Station ID(s)	Description	Sampling Frequency
Pit-E seep	Pit-E west wall seepage	August
Pit-A seep	Pit-A east wall seepage	August

Note:
(1) Table 2 Schedule I of Meadowbank Water License (2) The water samples collected from the wall seepage samples (Pit-A and Pit-E), ST-17, ST-19 and ST-20 were collected from accessible points in the pit.

Iron staining was observed on the pit walls at the time of sampling. The same pit wall seeps could not be accessed for safety purpose in September 2021 due to the flooded water levels in the pits, therefore no water samples were collected at that time. It is understood that the west wall of Portage Pit-A is no longer accessible due to the water elevation in the pit.

3.0 2021 GROUNDWATER MONITORING

3.1 Comparative Guidelines

Groundwater monitoring data is compared to Third Portage Effluent Discharge Limits (maximum average concentration) stated in Part F of the Meadowbank Water Licence 2AM-MEA1530 for illustrative purposes only, since these regulated parameters apply to effluent, not site contact water or groundwater quality.

3.2 Quality Assurance/Quality Control

Guideline procedures provided by the USEPA (1994) were followed during the sampling program to document that the samples collected from the monitoring wells were representative of water flowing through the rock formations. These procedures included the following:

- Measurement of field parameters at selected intervals until stable readings (within 10% of each other) were acquired.
- Minimizing the exposure of the sampled water to the atmosphere.
- Using compressed, inert gas (nitrogen) to lift water from the well for sampling to avoid changing the redox properties of the formation water.
- Conducting in-situ measurements of sensitive chemical parameters (temperature, pH, conductivity, salinity, TDS and turbidity) and comparing these values with those obtained at the laboratory.
- Keeping the samples refrigerated from the time of collection until shipment to the laboratory.
- Shipping the samples to the laboratory in temperature-regulated coolers within the specified sample holding times.

Transit times resulted in the exceedance of the holding times for pH and orthophosphate for all samples. The field measured pH values are presented in Table B-1.

Analytical repeatability was tested by assessing the similarity between duplicate pairs of results, where available. For each duplicate pairs of analysis where both results were higher than 5 times the method detection limit (MDL), the relative percent difference (RPD) was calculated as follows:

$$RPD = \frac{\text{absolute [difference (concentration of a given parameter)]}}{} \times 100$$

[average (concentration of a given parameter)]

Per USEPA recommended methods (USEPA, 1994), an RPD of 20% or less was considered acceptable. Where one or both results of the duplicate pair were less than 5 times the MDL, a margin of +/- MDL was considered acceptable.

The concentration of main anions (bicarbonate, bromide, chloride, fluoride and sulphate) and cations (ammonium-nitrogen, calcium, magnesium, sodium and potassium) of groundwater were used to calculate Charge Balance Error (EBE) as a reliability check for the analysis, where the sum (Σ) of cations (in meq/L) should equal the sum of anions (in meq/L) as follows (Hounslow, 1995):

$$CBE = \frac{[\Sigma Cations - \Sigma Anions]}{[\Sigma Cations + \Sigma Anions]} x100$$

The USEPA (1994) recommends a charge imbalance error of +/- 10% or less for the laboratory results to be considered acceptable. For low concentration samples, a charge balance error of +/- 15% is considered acceptable due to small deviations in these values which can lead to significant differences in charge balance calculation results.

The observed concentrations of cations and anions are low in the water samples collected. As the charge balance is a relative error calculation between cation and anion concentrations, small deviations are considered as acceptable.

3.2.1 Reclaim Water Signature Parameters

A tailing reclaim water signature parameter is useful in determining the presence/absence and proportion of tailings reclaim water in surface and groundwater at site, and the extent of reclaim water effects away from the source areas. A reliable reclaim parameters has the following characteristics:

- There is a large contrast in the concentration of the parameter in the reclaim water source compared to background water quality: it is present in relatively low concentrations in background near the site and has a significantly higher concentration in reclaim water generated from the management of mine tailings.
- The concentration of the reclaim water signature parameter is consistent in time (i.e., has a low variability) in background monitoring locations nor in the reclaim water itself.
- The parameter is chemically inert and is relatively mobile in the groundwater, it is not subject to significant attenuation mechanisms (i.e., adsorption, biological uptake, precipitation, etc.,).

Meadowbank reclaim water signature parameters include: ammonia nitrogen, arsenic, chloride, copper, cyanide, iron, and sulphate (SNCL 2019; SNCL 2020; AEM 2020; Golder 2021). Sulfate, arsenic and ammonia nitrogen can also be attributed to waste rock contact water, but not cyanide, which is a product of ore processing. Thus, the presence of cyanide is a stronger indicator of the presence of tailings reclaim water. Groundwater constituents such as calcium, manganese, magnesium, potassium and sodium are also present at elevated concentrations in the reclaim water and much lower in the background groundwater, which can also be used to compare the chemical signature of natural groundwater to samples with a reclaim water signature (discussed in Sections 4.2 and 4.3.3). Salinity of groundwater (calcium-chloride salinity) is of interest in open pit inflow water quality and is also used as part of the comparative groundwater assessment (discussed in Section 4.3.4).

In 2021, concentrations of reclaim signature parameters were elevated at stations ST-21-North and ST-21-South related to current and historic tailings deposition activities, ST-17, ST-19 and ST-20 related to the in-pit disposal of reclaim water and/or IPD in Pit-E (ST-19) and Goose Pit (ST-20).

Sampling station ST-21-South located within the South Cell TSF during active mining and as a result of historic tailings deposition. South Cell TSF was emptied in 2019, however water was transferred from the North Cell TSF to the South Cell TSF during 2021 and there remains a regional water inflow to the TSF pond at ST-21-South which is unrelated to tailings water (diluted tailings reclaim water). Surface water station ST-21-North sampled in 2021 is also representative of reclaim water as tailings were deposited in the North Cell TSF between July 8 and August 19, 2021 after being discontinued in July 2019. Station ST-S-5 may also be representative of reclaim water but is mixed with dike rock contact water seepage through the Central Dike downgradient of the TSF and diluted with regional inflow. In 2021, surface water quality at stations ST-17 located in the partially flooded Pit-A, ST-19 located in the partially flooded Pit-E and ST-20 located in partially flooded Goose Pit are representative of flooded pit water quality mixed with in-pit disposal reclaim water. Agnico Eagle personnel monitor water quality at these locations on a regular basis as part of the requirements of the Water License. The available 2021 water chemistry was provided to Golder for the six stations (ST-21-North, ST-21-South, ST-S-5, ST-17, ST-19 and ST-20).

4.0 RESULTS AND DISCUSSION

4.1 Water Level Monitoring and Flow Direction

Water levels measured in the monitoring wells conducted by Golder personnel as part of the July and September 2021 groundwater monitoring program are presented in Table 4. The water level data presented in Table 4 also include surface water elevations of the South Cell TSF, Second Portage Lake, Third Portage Lake and flooded mined Pit-A and IPD pits (Goose Pit and Pit-E) based on data provided by Agnico Eagle measured in July and September 2021. Figures 2 and 3 illustrates the available surface water and groundwater elevations measured in July and September 2021, respectively.

Table 4: 2021 Meadowbank Water Levels in Monitoring Wells and Nearby Surface Water Features

Area	Location	Ground Surface Elevation (masl)(1)	Top of Well Head Casing (masl)(1)	Screened Interval (m)(2)	Screened Elevation (masl)(2)	Date	Water Level (masl)
South Cell / Central Dike	North Cell TSF					21-Jul-21 6-Sep-21	146.5(3) 146.4(3)
	South Cell TSF					21-Jul-21 5-Sep-21	141.0(3) 139.4(3)
	ST-S-5(5)					21-Jul-21 5-Sep-21	114.9(3) 115.1(3)
	MW-16-01	119.4	120.2	82.8 to 94.9(4)	34.4 to 25.0	18-Jul-21 4-Sep-21	115.0 115.2
East Flat	MW-IPD-01(s)	129.8	130.6	50.8 to 69.8	79.3 to 60.3	18-Jul-21 6-Sep-21	115.4 115.7
	MW-IPD-01(d)	129.9	130.7	162.5 to 181.4	-32.4 to -51.3	18-Jul-21 5-Sep-21	115.4 115.8
	East Dike Pond					21-Jul-21 6-Sep-21	125.2(3) 124.2(3)

Area	Location	Ground Surface Elevation (masl)(1)	Top of Well Head Casing (masl)(1)	Screened Interval (m)(2)	Screened Elevation (masl)(2)	Date	Water Level (masl)
Pit-A	ST-17					22-Jul-21 5-Sep-21	76.7(3) 81.2(3)
Pit-E	ST-19					21-Jul-21 5-Sep-21	65.2(3) 67.9(3)
	MW-IPD-09	132.9	133.4	61.9 to 80.1	71.4 to 52.4	18-Jul-21 6-Sep-21	131.8 131.8
Second Portage Lake	Second Portage Lake					10-Jul-21 5-Sep-21	133.1(3) 133.0(3)
Third Portage Lake	Third Portage Lake					10-Jul-21 5-Sep-21	133.7(3) 133.7(3)
Goose Pit	MW-IPD-07	133.1	133.5	41.2 to 50.7	92.2 to 82.7	18-Jul-21 7-Sep-21	132.0 132.0
	ST-20					21-Jul-21 5-Sep-21	109.6(3) 110.3(3)

Notes: masl = metres above sea level; m = metres, '-' = not applicable

(1) Ground surface and top of well casing elevation based on July 22, 2021 survey data completed by Agnico Eagle surveyor using GPS and total station.

(2) Screened interval depth (m) and elevation (masl) based on original well instrumentation logs provided by Agnico Eagle for consistency. There are some minor discrepancies from previous surveys performed, but the 2021 survey completed are within the acceptable threshold.

(3) Water level elevation provided by Agnico Eagle.

(4) Monitoring well MW-16-01 is installed within 70 degree inclined borehole. Screened interval (m) depth corrected for borehole inclination.

(5) Dike seepage station ST-S-5 is sampled from the Central Dike Downstream Pond which is located at the downstream toe of Central Dike.

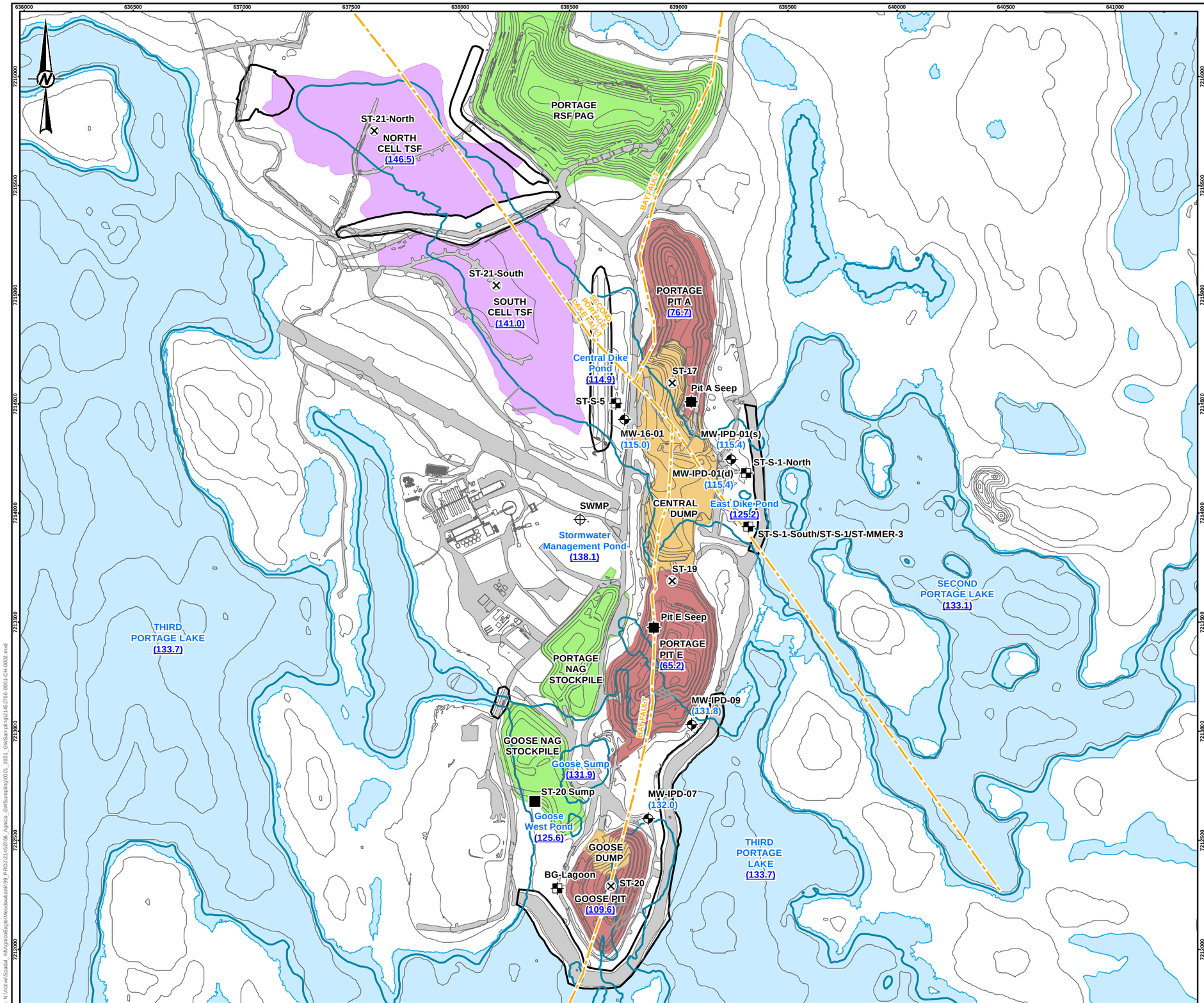

LEGEND

WATER SAMPLING STATIONS 2021

- MONITORING WELL
- WALL SEEPAGE
- DIKE SEEPAGE
- SUMP
- POND
- RECLAIM WATER
- INCLINED HOLE
- TOPOGRAPHIC CONTOUR LINE (10 m)
- FAULT
- ASSUMED PERMAFROST LIMIT (SHORELINE MINUS 1.5 m)
- DIKE

MINING

- ROCK STORAGE FACILITY
- WASTE DUMP STORAGE
- PIT
- CELL

9999 GROUNDWATER ELEVATION, mASL

99.99 SURFACE WATER ELEVATION, MASL

NOTE(S)

1. ALL LOCATIONS ARE APPROXIMATE
2. EAST DIKE NORTH (ST-S-1-North) AND SOUTH (ST-1-South) PUMPING WELLS PREVIOUSLY IDENTIFIED AS ST-8-North AND ST-8-South, RESPECTIVELY FROM 2017 TO 2019..
3. ST-S-1 REPRESENTS WATER PUMPED FROM ST-S-1-South THAT IS DISCHARGED TO PORTAGE PIT-A
4. ST-MMER-3 (PREVIOUSLY IDENTIFIED AS ST-8 FROM 2015 TO 2019) REPRESENTS WATER PUMPED FROM ST-S-1-South THAT IS DISCHARGED TO SECOND PORTAGE LAKE

REFERENCE(S)

1. PROJECT DATA, AGNICO EAGLE MINES LIMITED 2017-2019
2. PROJECTION: TRANSVERSE MERCATOR, DATUM: NAD 83, COORDINATE SYSTEM: UTM ZONE 14, VERTICAL DATUM: CGVD28

0 175 350 700

1:17,500 METRES

CLIENT
AGNICO EAGLE MINES LIMITED

PROJECT
2021 GROUNDWATER MONITORING PROGRAM
MEADOWBANK MINE, NUNAVUT

TITLE
GROUNDWATER AND SURFACE WATER ELEVATIONS - JULY 2021

CONSULTANT
WSP GOLDER

YYYY-MM-DD	2022-03-03
DESIGNED	----
PREPARED	JEM
REVIEWED	DH
APPROVED	VJB

PROJECT NO.	CONTROL	REV.	FIGURE
21452766-545	0001	0	2

IF THIS MEASUREMENT DOES NOT MATCH WHAT IS SHOWN, THE SHEET SIZE HAS BEEN MODIFIED FROM: 25mm

Path: N:\Active\Spatial_IM\Agnico\Eagle\Meadowbank\99_PROJ\21452766_Agnico_GWSampling\0001_2021_GWSampling\21452766-0001-CH-0002.mxd

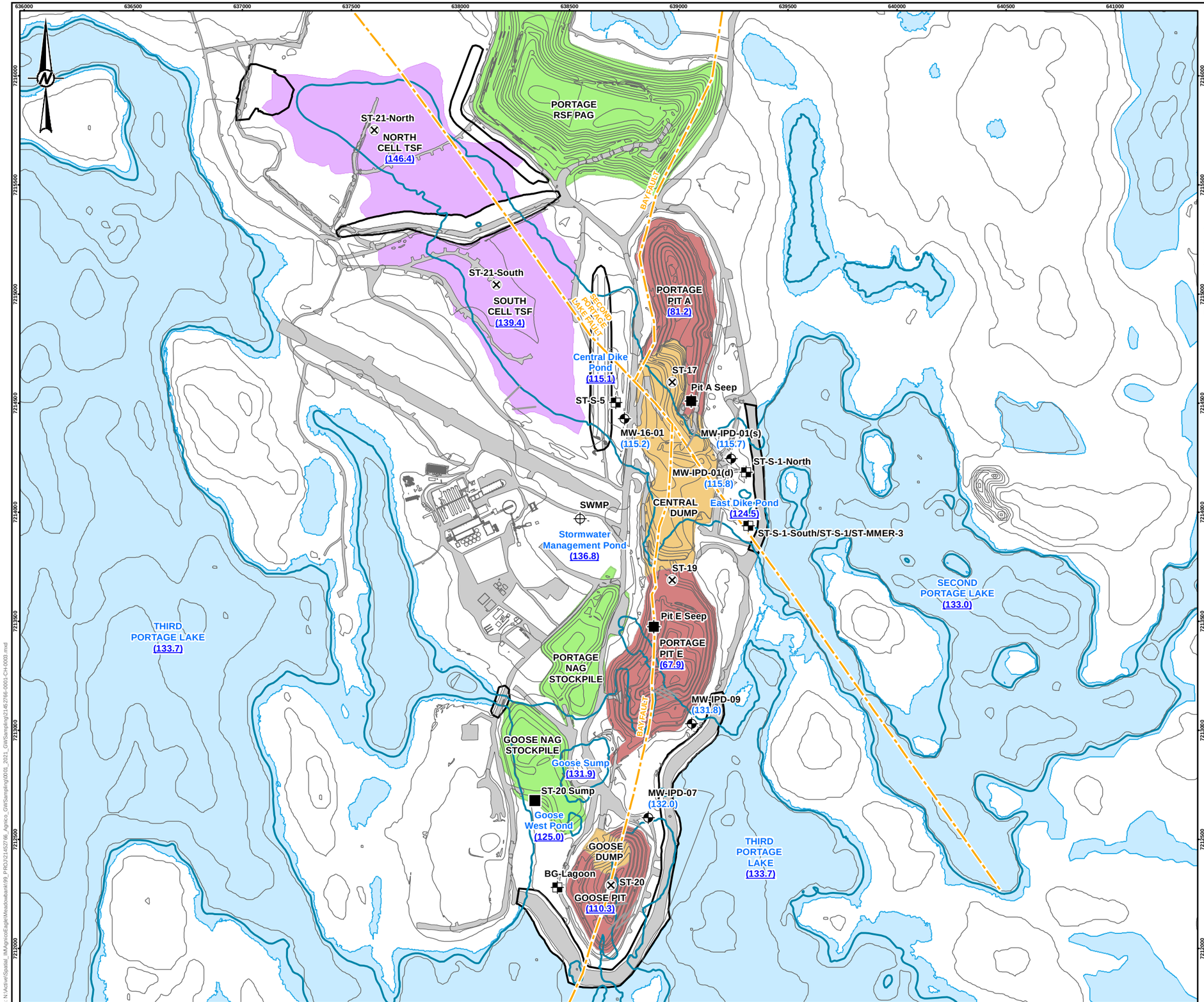

LEGEND

WATER SAMPLING STATIONS 2021

- MONITORING WELL
- WALL SEEPAGE
- DIKE SEEPAGE
- SUMP
- POND
- RECLAIM WATER
- INCLINED HOLE
- TOPOGRAPHIC CONTOUR LINE (10 m)
- FAULT
- ASSUMED PERMAFROST LIMIT (SHORELINE MINUS 1.5 m)
- DIKE

MINING

- ROCK STORAGE FACILITY
- WASTE DUMP STORAGE
- PIT
- CELL

9999 GROUNDWATER ELEVATION, mASL

99.99 SURFACE WATER ELEVATION, MASL

NOTE(S)

1. ALL LOCATIONS ARE APPROXIMATE
2. EAST DIKE NORTH (ST-S-1-North) AND SOUTH (ST-1-South) PUMPING WELLS PREVIOUSLY IDENTIFIED AS ST-8-North AND ST-8-South, RESPECTIVELY FROM 2017 TO 2019..
3. ST-S-1 REPRESENTS WATER PUMPED FROM ST-S-1-South THAT IS DISCHARGED TO PORTAGE PIT-A
4. ST-MMER-3 (PREVIOUSLY IDENTIFIED AS ST-8 FROM 2015 TO 2019) REPRESENTS WATER PUMPED FROM ST-S-1-South THAT IS DISCHARGED TO SECOND PORTAGE LAKE

REFERENCE(S)

1. PROJECT DATA, AGNICO EAGLE MINES LIMITED 2017-2019
2. PROJECTION: TRANSVERSE MERCATOR, DATUM: NAD 83, COORDINATE SYSTEM: UTM ZONE 14, VERTICAL DATUM: CGVD28

0 175 350 700

1:17,500 METRES

CLIENT
AGNICO EAGLE MINES LIMITED

PROJECT
2021 GROUNDWATER MONITORING PROGRAM
MEADOWBANK MINE, NUNAVUT

TITLE
GROUNDWATER AND SURFACE WATER ELEVATIONS - SEPTEMBER 2021

CONSULTANT
WSP GOLDER

YYYY-MM-DD	2022-03-16
DESIGNED	----
PREPARED	JEM
REVIEWED	DH
APPROVED	VJB

PROJECT NO.	CONTROL	REV.	FIGURE
21452766-545	0001	0	3

IF THIS MEASUREMENT DOES NOT MATCH WHAT IS SHOWN, THE SHEET SIZE HAS BEEN MODIFIED FROM: 25mm

Path: N:\Active\Spatial_IM\Agnico\Eagle\Meadowbank\99_PROJ\21452766_Agnico_GWSampling\0001_2021_GWSampling\21452766-0001-CH-0003.mxd

Regional groundwater flow is interpreted east towards the Third Portage Lake and Second Portage Lake. On a local scale, surface and groundwater flow is influenced by local topography and mining operations involving previously mined pits and tailings storage operations (IPD and TSF).

Based on the available July and September 2021 groundwater and surface water elevation data, the flow of groundwater within and adjacent to the Meadowbank mining operations is interpreted as follows:

- MW-16-01, Pit-A and Pit-E are located hydraulically downgradient of the North Cell TSF, South Cell TSF and Central Dike, water from the South Cell TSF flows east towards the Central Dike, MW-16-01 and the west wall of Pit-E. ST-S-5 (Central Dike Downstream Pond) is also located hydraulically downgradient of the South Cell TSF and the Central Dike. The surface water elevation at the Central Dike Downstream pond is similar to the groundwater elevations at MW-16-01.
- Pit-A and Pit-E ponds are located hydraulically downgradient of the adjacent Second Portage Lake and Third Portage Lake, therefore pit pond water cannot flow to the adjacent lakes. However, Pit-A and Pit-E are located downgradient of the South Cell TSF and therefore the pits could receive seepage from the TSF.
- The groundwater level at MW-IPD-01(s) and MW-IPD-01(d) and at MW-16-01 on the west and east side of the Central dump respectively is hydraulically downgradient of Second Portage Lake and the East Dike Pond to the west, and hydraulically downgradient of Central Dike and South Cell TSF to the east. Surface water from Second Portage Lake is interpreted to flow west towards East Dike Pond, MW-IPD-01(s), MW-IPD-01(d) and the Central Dump.
- Groundwater level at MW-IPD-09 is hydraulically downgradient of Third Portage Lake and upgradient of Pit-E. Surface water from Third Portage Lake is interpreted to flow west towards MW-IPD-09 and Pit-E.
- MW-IPD-07 is located hydraulically downgradient of Third Portage Lake and upgradient of the flooded Goose Pit, therefore surface water from Third Portage Lake is interpreted to flow west towards MW-IPD-07 and the Goose Pit.

4.2 2021 Groundwater Monitoring from Seeps and Wells

The 2021 results of the groundwater and pit wall seepage water quality analyses were compared to the maximum average concentration (MAC) of the Third Portage Effluent Discharge Limits (criteria) and are presented in Table B-1 included in Appendix B. Laboratory analytical reports are included in Appendix C. In the absence of groundwater criteria, the use of the water license effluent criteria is for comparative purposes only; they are not directly applicable to groundwater.

The 2021 groundwater quality results are generally consistent with historical data. Similar to 2020, arsenic and chloride concentrations have remained elevated in the Pit-E west wall seepage. Concentrations of arsenic, calcium, copper, manganese, magnesium, potassium, sodium and sulphate, which are reclaim and/or waste rock contact water signature parameters, continue to trend upward at MW-16-01.

All parameter concentrations observed in 2021 met the MAC effluent criteria with the exception of TSS. Concentrations of TSS exceeded the MAC (15 mg/L) in the groundwater samples collected from MW-IPD-01(d)) on July 24, 2021 and wall seepage samples collected from Pit-E by Agnico Eagle on August 1, 2021. Concentrations of TSS at MW-IPD-01(d) have been variable over time (7 to 318 mg/L) and have typically been higher during the July monitoring following the spring freshet (recharge) compared to the September or October monitoring sessions. The elevated TSS in the Pit-E wall seepage sample is likely associated with the sample being collected from runoff down the pit wall.

The stiff diagrams for the 2021 groundwater monitoring program are provided in Appendix D. Stiff diagrams are used to display the major ion composition of a water sample in order to rapidly compare water the chemical signature of waters from different sources, such as natural groundwater signature (Figure D-1), compared to reclaim water signature (Figure D-2) and intermediate water signature (Figure D-3). Based on the stiff diagrams, the major ion compositions of groundwater are similar and consistent with the 2018 through 2020 historical diagrams (SNCL 2019 and 2020; Golder 2021). The 2021 groundwater samples collected from MW-16-01 indicate a chemical signature trending towards that of reclaim water based on the available 2021 data provided by Agnico Eagle for surface water stations ST-17 (Pit-A), ST-19 (Pit-E), ST-20 (Goose Pit), ST-21-South, ST-21-North and ST-S-5. The chemical signature of MW-16-01 more closely resembles that of the Central Dike seepage sample (ST-S-5) compared to the other reclaim water stations. There was a decrease in major ion content of surface water at ST-21-North and ST-21-South between the July and September 2021 session, which may be linked to the interruption of tailings disposal in the North TSF Cell. The chemical signature of the 2021 pit wall seepage samples collected from Pit-E (west wall) and Pit-A (east wall) are dominated by major ions sulphate, magnesium and calcium and are interpreted to be representative of intermediate water signature. In the absence of tailings only constituents (i.e., cyanide), the pit wall seepage may be influenced by waste rock contact water since they are located downgradient of the Second Portage Lake and/ adjacent to the Central Dump. The elevated concentrations of sulphate may be related to minor oxidation from the pit walls, while calcium and magnesium may correspond from alkalinity consumption.

4.3 Historical Water Quality

4.3.1 Available Data

The groundwater monitoring program was initiated in 2003. A total of 14 groundwater monitoring wells were installed between 2003 to 2018 to characterize the groundwater within the five site areas: South and Central Dike, East Flat (East Dike area), Goose Pit, Portage Pit-A and Portage Pit-E. The available historical groundwater monitoring program analytical results from 2003 to 2021 are included in Appendix E. A summary of the available Meadowbank groundwater quality data completed as part of the annual groundwater monitoring program is included in Table 5 in Section 4.3.2.

4.3.2 2003 to 2021 Water Quality Trends

The interpretation of the 2021 groundwater quality data along with relevant comments are summarized in Table B-2 included in Appendix B.

Concentrations of arsenic (total), chloride, copper (total), cyanide (total), iron (total), and sulphate, including sample duplicates are plotted for each monitoring location in Figures 4 through 9. These parameters are typically associated with the chemical signature of the reclaim water as discussed in Section 3.2.1. It is noted that metal constituents in groundwater are measured in the dissolved phase, of interest in water treatment processes. The total metal concentrations reported for arsenic, copper and iron represent a sum of the dissolved metal concentration and the particulate-derived metals dissolved upon acid-preservation of the sample prior to analysis. Total concentrations of arsenic, copper and iron are used as part of this assessment since the groundwater quality data is being compared to the Third Portage Lake Effluent Discharge Limits. Dissolved concentrations of constituents are presented for the 2008 groundwater quality monitoring data as total metals were not analyzed as part of the program.

The available groundwater data is grouped based on the following site areas: South Cell and Central Dike, East flat (East Dike area), Goose Pit, Portage Pit-A and Portage Pit-E (refer to Table 5), where water quality is shown for different sampling locations within the given area. Half of the value of the laboratory reported detection limit was used for the graphs when the parameter result was below the analytical detection limit value. Some of the results from before 2016 may not be fully representative of actual groundwater conditions because of possible residual de-icing salt or brine in the sample.

Table 5: Summary of Available Meadowbank Groundwater Quality Data, 2003 to 2021

Site / Station ID	Type	2003	2004	2005	2006	2007	2008	2009	2010	2011	2012	2013	2014	2015	2016	2017	2018	2019	2020	2021
South Cell / Central Dike		**X**			**X**				**X**	**X**			**X**	**X**	**X**	**X**	**X**	**X**	**X**	**X**
BH-10-01	BH								X											
MW-03-04	MW	X																		
MW-06-07	MW				X															
MW-11-02	MW									X										
MW-14-01	MW												X	X						
MW-16-01	MW														X	X	X	X	X	X
East Flat / East Dike							**X**	**X**	**X**	**X**	**X**	**X**	**X**	**X**	**X**	**X**	**X**	**X**	**X**	**X**
MW-08-02	MW						X	X	X	X	X	X	X	X						
MW-08-03	MW						X					X								
ST-8-North / ST-1-North(1)	PW[1]															X	X	X		X
ST-8-South / ST-S-1-South(1)	PW[1]															X	X	X		X
ST-8 / ST-MMER-3(2)	PW[2]													X	X	X	X	X	X	X
ST-S-1(3)	PW[2]																		X	X
MW-IPD-01(s)	MW																X	X	X	X
MW-IPD-01(d)	MW																X	X	X	X
Goose Pit		**X**	**X**		**X**	**X**	**X**	**X**	**X**	**X**						**X**	**X**	**X**	**X**	**X**
BG-Seep-21m	PWS															X	X			
BG-Seep-42m	PWS															X	X	X		
BG-Seep-80m	PWS															X				
MW-03-01	MW	X	X		X															
MW-03-02	MW	X	X																	
MW-06-05	MW				X	X	X	X	X											
MW-06-06	MW				X															
MW-11-01	MW									X										
MW-IPD-07	MW																X	X	X	X
Portage Pit-A		**X**	**X**													**X**	**X**	**X**		
MW-03-03	MW	X	X																	
Pit-A-Seep-East	PWS															X		X		
Pit-A-Seep-North	PWS																X			
Pit-A Seep	PWS																			X
Portage Pit-E														**X**	**X**	**X**	**X**	**X**	**X**	**X**
Pit E3-B2	HH													X						
Pit E3-B6	HH													X	X					
Pit E3-B7	HH														X					
Pit E4	PWS														X					
Pit-E-Seep-40m	PWS															X				
Pit-E-Seep-SW	PWS															X				
Pit-E-Seep-North	PWS															X	X	X		
Pit-E-Seep-27 m	PWS																		X	
Pit-E Seep	PWS																			X
MW-IPD-09	MW																X	X	X	X

Notes: BH = temporary borehole; MW = monitoring well; PW[1] = pumping well (dike seepage); PW[2] = discharge from pumping well; PWS = pit wall seepage; HH = horizontal hole

(1) Discharge from north and south East Dike pumping wells referred to as ST-1-North (formerly ST-8-North) and ST-1-South (formerly ST-8-South), respectively.

(2) ST-MMER-3 (formerly ST-8) represents the discharge from ST-S-1-South to Second Portage Lake.

(3) ST-S-1 represents the discharge from ST-S-1-South to Portage Pit-A.

Total Cyanide

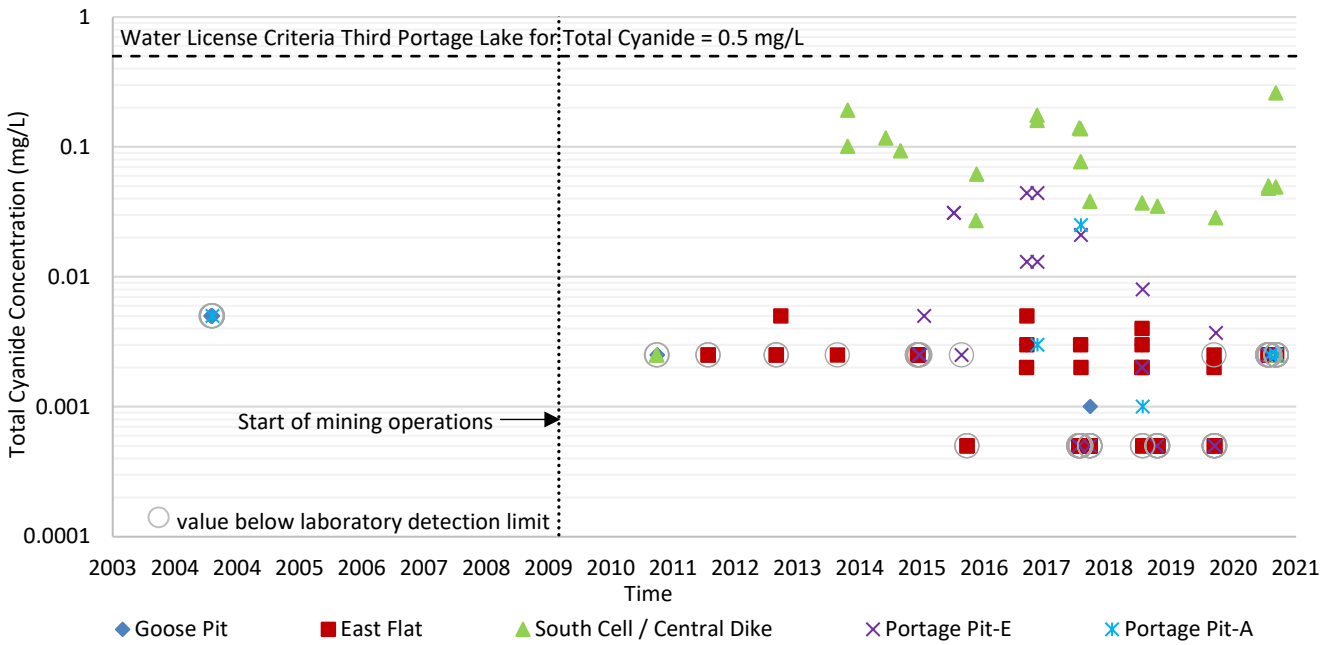

Figure 4: Historical concentrations of total cyanide in Meadowbank groundwater by area, between 2003 and 2021

The presence of cyanide is a stronger indicator of the presence of tailings reclaim water.

- Total cyanide concentrations in groundwater remain consistently below MAC criteria (0.5 mg/L) at all locations.
- Higher total cyanide concentrations measured in samples collected around the South Cell and Central Dike area are related to storage of reclaim water from the South Cell TSF.
- Concentrations of total cyanide are variable over time, but have generally been trending downwards since 2017 at MW-16-01 (South Cell / Central Dike) and since 2018 at Pit-E. There is some uncertainty with the higher concentration of total cyanide present in the groundwater sample collected from MW-16-01 (0.26 mg/L) from the Central Dike area during the September 2021 session: although it is substantially higher than the duplicate sample (0.049 mg/L), it has similar WAD and free cyanide content as its duplicate. This is further discussed in the results QA/QC Section 4.5.
- Total cyanide concentrations in the Pit-E wall seepage samples have been trending downwards since 2018. It is noted the 2017, 2018 and 2019 Pit-E wall seepage samples were collected within the northern limits of Pit-E (refer to Figure 1, station Pit-E-Seep-North), closer to the Central Dike and TSF, compared to the samples collected in 2020 (Pit-E-Seep-27m) and 2021 (Pit E seep).
- Total cyanide concentrations in the Pit-A wall seepage samples have consistently been low with the exception of the 2018 sample collected within the northern limits of Pit-A, hydraulically downgradient from the TSF.

Arsenic

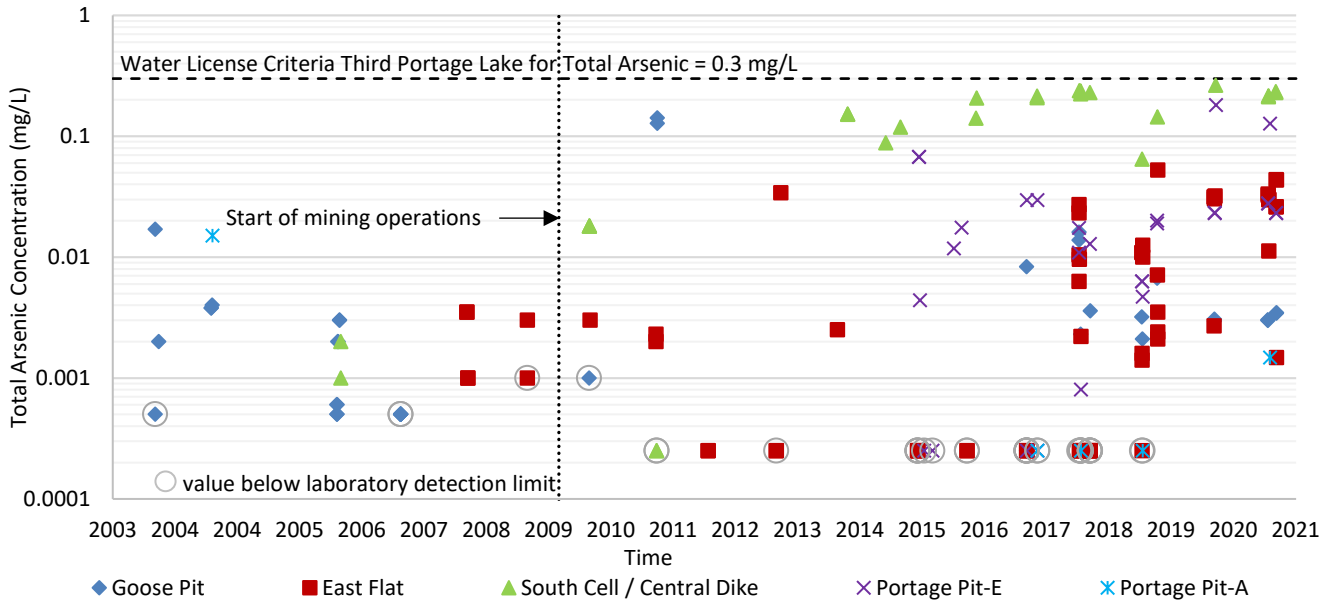

Figure 5: Historical concentration of total arsenic in Meadowbank groundwater by area, between 2003 and 2021.

- Total arsenic concentrations in groundwater remain consistently below MAC criteria (0.3 mg/L) although south cell/central dike concentrations approach this comparative criterion. Dissolved arsenic in groundwater also remains consistently below the MAC criteria.
- Total arsenic concentrations in groundwater have generally been higher within the South Cell and Central Dike area compared to the other samples taken around the pit, locations most proximal to historical tailings deposition. Given that MW-16-01 is located hydraulically downgradient of the TSF and the presence of total, free and WAD cyanide in the sample, the elevated total arsenic observed at MW-16-01 is interpreted to be related to the operation of the TSF .
- The elevated total arsenic concentrations reported in the Portage Pit-E west wall seepage samples are lower compared to the available historical (2018 to 2021) reclaim water chemistry at ST-21-South and ST-S-5 (i.e., 0.008 to 0.283 mg/L). Pit-E is located hydraulically downgradient of the TSF. Given the presence of total cyanide free and/or weak acid dissociable cyanide) in the Pit-E wall seepage, there is a component of tailings from the TSF, though it's unclear how important it is versus the waste rock contact water. Therefore, the elevated arsenic observed in the Pit-E west wall seepage is interpreted to be related to the operation of the TSF. The nearby placement of mine waste (non-acid generating rock pile comprised of ultramafic materials) which is documented to contain arsenic could also contribute to elevated arsenic in the Pit-E west wall seepage.
- The elevation of surface of tailings deposited in Pit-E was +/- 56 masl and reclaim water elevation was +/- 66 masl during July to September 2021, both of which are within the screened interval of MW-IPD-09 (71.4 to 52.4 masl). Groundwater quality at MW-IPD-09 is not interpreted to be affected by reclaim water associated with IPD operations in Pit-E.

Chloride

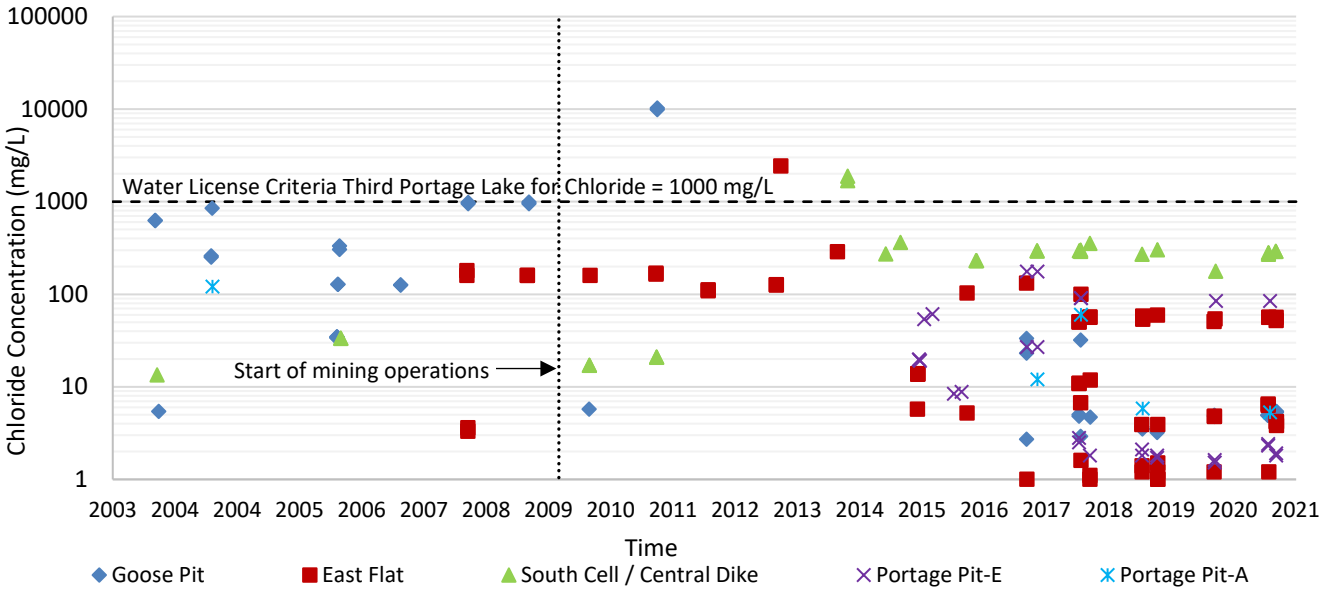

Figure 6: Historical concentration of chloride in Meadowbank groundwater by area, between 2003 and 2021.

- Chloride concentrations in groundwater remain consistently below MAC criteria (1,000 mg/L) since 2016.
- High concentrations of chloride were measured in several monitoring wells prior to 2014, particularly within the vicinity of Goose Pit. The elevated concentrations of chloride in groundwater at these locations may be related to residual calcium chloride drilling brine in samples. Concentrations of chloride measured in the IPD monitoring wells installed in 2018 remain low.
- Concentrations of chloride at South Cell and Central Dike are higher compared to the other monitoring locations. The elevated concentrations of chloride observed at these locations may be related to the reclaim water stored in the nearby South Cell TSF.
- Elevated concentrations of chloride have been reported at various Pit-E wall seepage samples locations since 2017, but have generally decreased over time (175 mg/L at Pit-E-Seep-North and 175 mg/L at Pit-E seep 40 m in 2017; 90.8 mg/L at Pit E-SEEP-f in 2018, 84.3 mg/L at Pit-E seep 27m in 2020 and 84 mg/L at Pit E seep in 2021 (refer to Figure 1 for location of Pit-E seep samples), similar to reclaim water chemistry at ST-21-South. The chloride concentrations reported in the Portage Pit-E wall seepage samples are lower compared to the available historical (2017 to 2021) reclaim water chemistry at ST-21-South (i.e., 35.6 to 337 mg/L). The Pit-E west wall is located hydraulically downgradient of the TSF, where the elevated concentrations of chloride may be related to reclaim water stored in the nearby TSF.

Copper

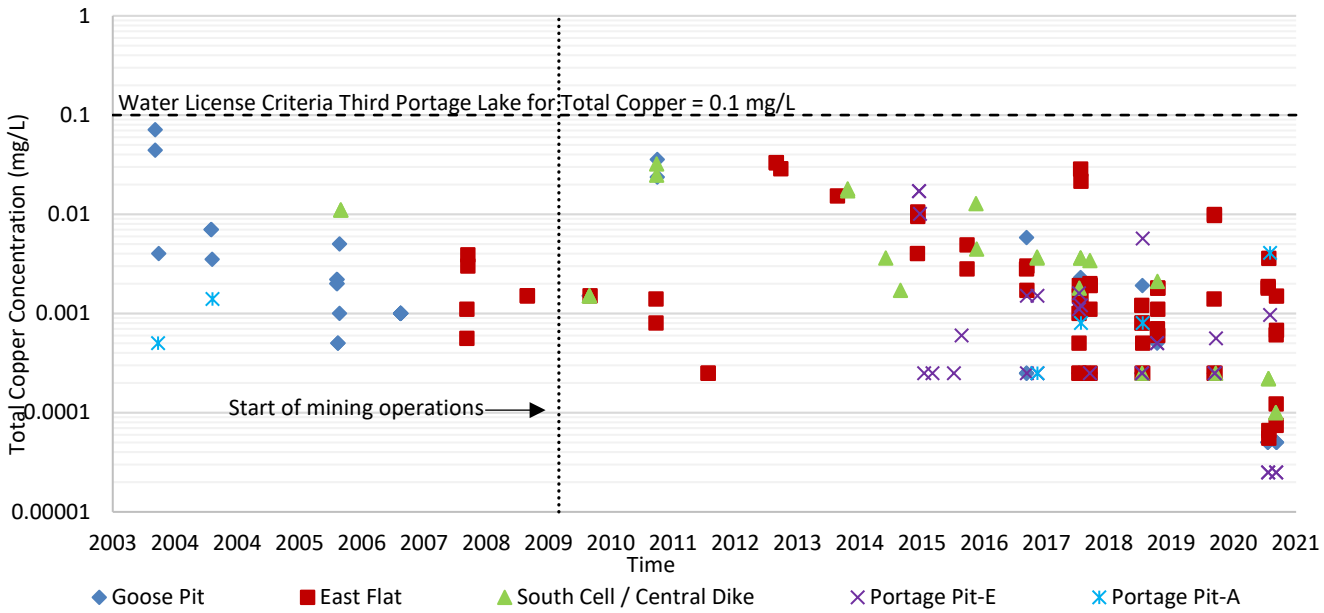

Figure 7: Historical concentrations of total copper in Meadowbank groundwater by area, between 2003 and 2021.

- Total copper concentrations in groundwater remain consistently below MAC criteria (0.1 mg/L). Dissolved copper in groundwater also remain consistently below the MAC criteria.
- Concentrations of total copper have generally decreased over time in most areas. In 2021, concentrations of total (and dissolved) copper in the Pit-A east wall seepage sample was higher than previous years. Validation of this value and trend will be obtained during subsequent monitoring depending on safety access concerns.

Iron

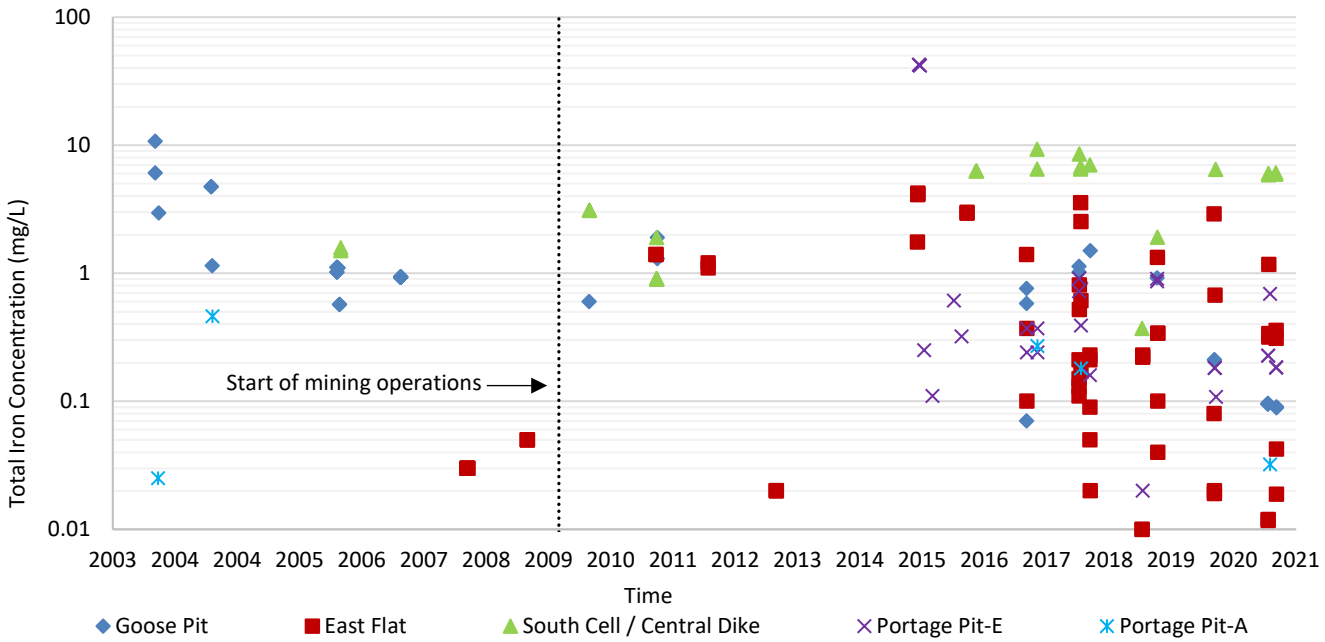

Figure 8: Historical concentrations of total iron in Meadowbank groundwater by area, between 2003 and 2021.

- There is no MAC for total iron concentration.
- Total iron concentrations are higher in groundwater within the South Cell and Central Dike area compared to the other monitoring locations, where concentrations increased from 2005 to 2017, and have generally remained elevated with some variability. Dissolved iron concentrations also remain higher in groundwater within the South Cell and Central Dike area compared to the other monitoring locations, however concentrations have generally remained consistent. The elevated concentrations of total iron in the South Cell and Central dike coincide with higher TSS and turbidity measurements at MW-16-01 compared to the other monitoring locations, which indicates that particulates are likely contributing to the elevated concentrations of total iron. Higher concentrations of total iron measured in the South Cell and Central Dike area may related to storage of reclaim water in the South Cell TSF as turbidity in groundwater could be brought on by TSF seepage.
- There is discrepancy between the total and dissolved iron concentrations reported at the monitoring locations located within the Goose Pit, East Flat, Pit-E and Pit-A, where total concentrations are similar or consistently higher. Concentrations of total iron at these locations above 0.1 mg/L are expected to be particulate derived given the neutral pH, unless under reducing conditions (MW-16-01). Dissolved iron is expected to be less than 0.1 mg/L under the pH and anticipated oxic conditions, from basic chemical principles.

Sulphate

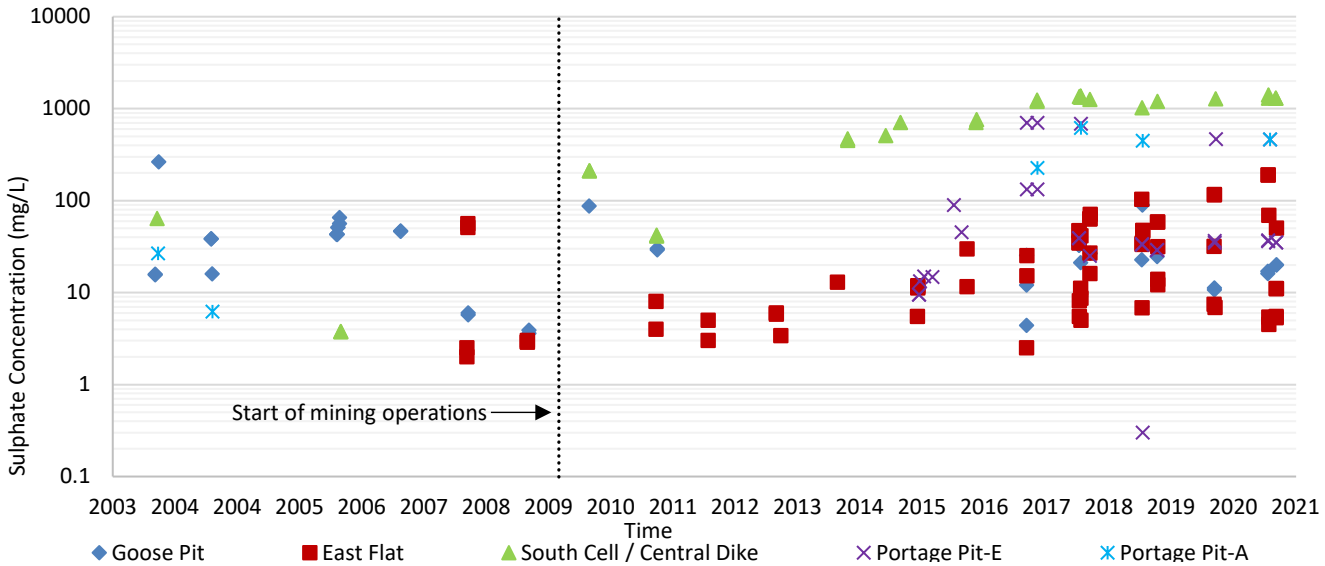

Figure 9: Historical concentrations of sulphate in Meadowbank groundwater by area, between 2003 and 2021.

- There is no MAC for sulphate concentration.
- Concentrations of sulphate at South Cell / Central Dike have increase from 2014 to 2018, and have generally remained stable. The presence of sulphate at that location is likely related to reclaim water seepage. Concentrations of sulphate at ST-S-5 in have ranged between 1,200 and 1,976 mg/L based on the available historical reclaim water chemistry (2018 to 2021).
- A general upward trend in concentrations of sulphate in the East Flat area. Highest concentrations of sulphate reported to date at MW-IPD-01(s) during the July 2021 session (190 mg/L), while concentrations remained low at deeper monitor MW-IPD-01(d) (5 to 6 mg/L). The concentrations sulphate on the east side at MW-IPD-01(s) are much lower than the concentrations on the west side measured at MW-16-01 and Pit-E.
- Concentrations of sulphate measured at Pit-E vary spatially and temporarily but are generally stable at MW-IPD-09.
- Concentrations of sulphate measured in Pit-A (east wall seepage) have generally been stable since 2018. The elevated concentration of sulphate compared to elsewhere may be related to sulfide mineral oxidation from pit walls.

4.3.3 Major Element Content

The major ion concentration in water is also used to discern reclaim water presence in groundwater. Figure 10 is a plot of sulphate concentration versus the sum of dissolved calcium and magnesium, where the reclaim water stations show a higher content of these components than unaffected waters. The 2021 groundwater monitoring and surface water monitoring station data are displayed in colour and compared to 2017-2020 data displayed in grey. The Pit-A, Pit-E and Goose Pit results prior to 2020 are not included in Figure 10 as these stations were not representative of reclaim water at the time of sampling.

Note that the sum of total calcium and total magnesium concentrations were plotted instead of the dissolved constituents based on the reclaim water data provided by Agnico Eagle for ST-S-5, ST-17, ST-19, ST-21-South and ST-21-North. Reclaim water sampled during the spring freshet (i.e., June) is subject dilution and is not included in Figure 10. Calcium and magnesium are primarily present in the dissolved phase within the given conditions, therefore the use of the sum of the total concentrations of these parameters is reasonable for the purpose of this assessment. The 2021 East Dike seepage water sample collected from ST-MMER-3 were not analyzed for major ions calcium and magnesium, therefore are not included in Figure 10.

The 2021 results show that reclaim water signature is present within the groundwater samples from MW-16-01 whereas this signature is occasionally minor in groundwater from MW-IPD-01(s) and non-existent in MW-IPD-01(d), MW-IPD-07 and MW-IPD-09. The 2021 Pit-E west wall and Pit-A east wall seepage water quality data has a mixed signature, intermediate between reclaim water and natural water.

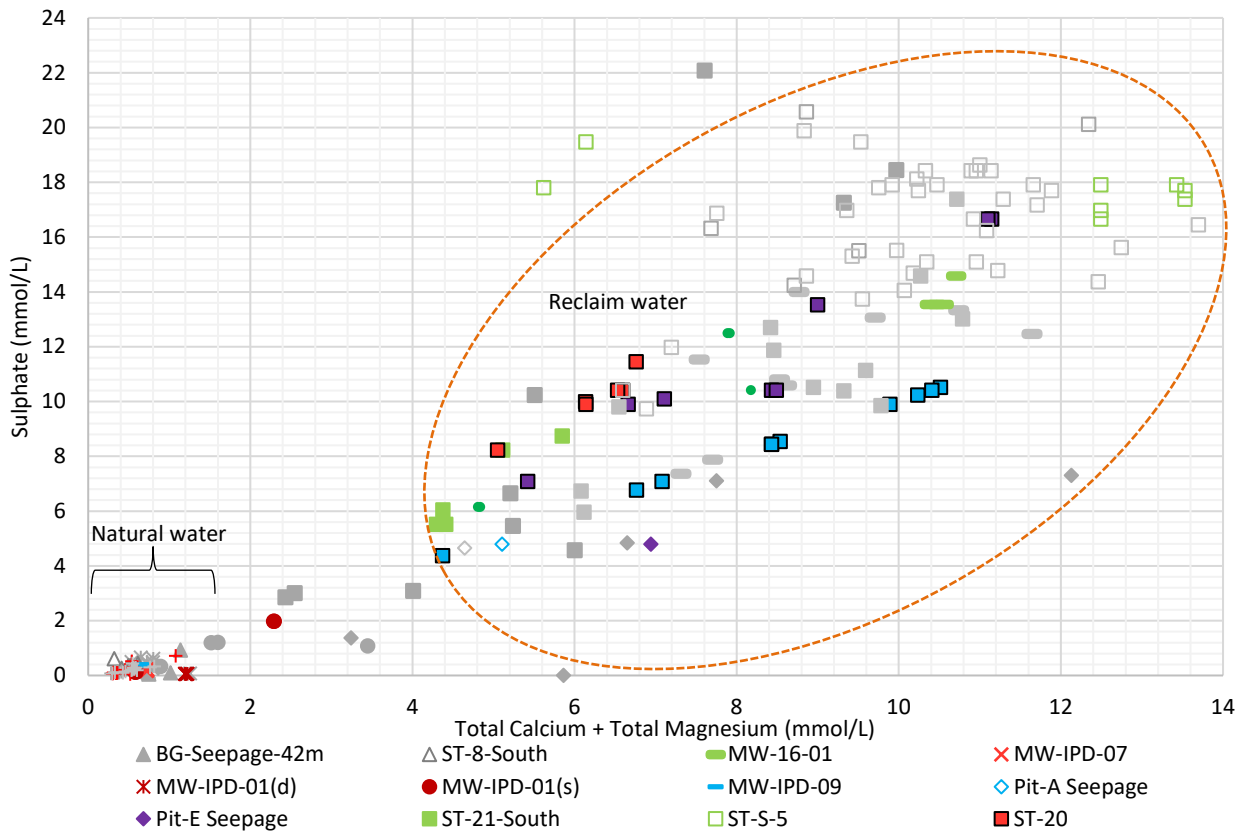

Figure 10: Concentrations of Sulphate versus Sum Total Calcium and Total Magnesium, 2017 to 2021.

4.3.4 Salinity

Table 6 shows that concentrations of salinity components are variable throughout the years. Salinity at the IPD wells is consistently low compared to the pre-2016 wells which show a variable but generally decreasing trend in salinity. This decreasing salinity trend of pre-2016 wells is likely to be attributed, at least in part, to the progressive flushing of the salt brine used during drilling. The low salinity of IPD well groundwater may also reflect residual drilling fluid content which had low salinity (drilling fluid used comprised of a copolymer of acrylamide and sodium acrylate) which was not tagged with a tracer dye. The quantity of residual drill fluid in the formation at IPD wells is unknown.

Table 6: Concentration of Constituents that Relate to Groundwater Salinity

Area	Monitoring Well	Sample Year	TDS(1) (mg/L)	Conductivity (µS/cm)	Chloride (mg/L)
Goose Island	MW03-01	2003	793	*1,855*	626
		2004	1,335	2,900	845
		2006	315(2)	460(2)	81(2)
		2007	389	588	126
		2008	1,100	3,200	950
		2009	1,900(2)	3,350(2)	970(2)
		2010	340	335(2)	5.7
	MW11-01	2011	14,840	*3,999*	10,271
	MW-IPD-07	2018	171	Not Available	4.8
		2019	145	*233(2)*	3.5(2)
		2020	154(2)	*260(2)*	4.8(2)
		2021	140(2)	*245(2)*	5.1(2)
Third Portage East Flat	MW08-02	2008	510(2)	*808(2)*	160
		2009	520(2)	705(2)	160(2)
		2010	450	*690(2)*	160
		2011	523	*782(2)*	169
		2012	307(3)	*616(2)*	111
		2013	411(2)	*484(2)*	127(2)
		2014	57(2)	*95(2)*	9.7(2)
		2015	74	*109*	13.7
		2016	264(2)	*442(2)*	54.1(2)
		2017	380	*323*	132
		2018	178(2)	*176(2)*	53.4(2)
	MW-IPD-01(s)	2018	158	Not available	10.8
		2019	298(2)	*576(2)*	3.9(2)
		2020	220(2)	*387*	4.8
		2021	205(2)	*322(2)*	5.2(2)
	MW-IPD-01(d)	2018	294(2)	Not available	53.3

Table 6: Concentration of Constituents that Relate to Groundwater Salinity

Area	Monitoring Well	Sample Year	TDS(1) (mg/L)	Conductivity (µS/cm)	Chloride (mg/L)
		2019	321(2)	*516*(2)	57(2)
		2020	235	*385*	53.8
		2021	214(2)	*380*(2)	55(2)
South Cell / Central Dike	BH10-01	2010	670(2)	935(2)	17
	MW11-02	2011	263	*400*(2)	20.9
	MW-14-01	2014	3,152(2)	*5,030*	1,777(2)
		2015	1,243(2)	*1,817*(2)	317(2)
	MW-16-01	2016	1,029(2)	*1,691*(2)	230(2)
		2017	1,728(2)	*1,984*(2)	262(2)
		2018	1,586	*1,681*	226
		2019	1,492(2)	*2,703*(2)	285(2)
		2020	2,350	*3,098*	177
		2021	2,468(2)	*3,190*(2)	283(2)
Portage Pit-E	MW-IPD-09	2018	132	Not available	2.8
		2019	120(2)	*189*(2)	1.9(2)
		2020	133(2)	*204*(2)	1.6(2)
		2021	116(2)	*217*(2)	2.1(2)

Notes:
mg/L = milligram per litre; *Italic* - field measured value
(1) Laboratory measurement except for in 2011 which reported values as dissolved solids
(2) Average calculated value of annual, bi-annual and/or duplicate sample sets
(3) TDS value calculated from laboratory measured values of dissolved constituents

Salinity parameters are highest in groundwater at monitoring well MW-16-01 located directly east of the South Cell TSF and Central Dike, where it shows an increasing trend since 2016.

4.4 Evaluation of Effects of Reclaim Water on Groundwater

The following conclusions are based on the interpretation of the 2021 groundwater quality data:

- The groundwater quality in monitoring wells MW-IPD-01(d), MW-IPD-01(s), MW-IPD-07, MW-IPD-09 continues to display a chemical signature consistent with background groundwater and does not appear to be significantly affected by reclaim water. This is expected for monitoring wells MW-IPD-01(s) and MW-IPD-09 considering they are screened higher than the tailings level. Additionally, the four IPD wells are situated hydraulically downgradient from the Second Portage Lake (MW-IPD-01(s) and MW-IPD-01(d)) and Third Portage Lake (MW-IPD-07 and MW-IPD-09), therefore water quality at these monitors is likely to be influenced by surface water flowing (seeping) east towards the monitoring wells and into the IPD pits and not the TSF or IPD operations, at this time.
- Groundwater monitoring at MW-IPD-01(d) is completed at a greater depth than other monitoring points (i.e.,163-181 metres compared to 80 metres). The consistent groundwater quality at this location (including the chloride concentrations, which range from 50.2 mg/L and 59.4 mg/L) is considered to be representative of natural water quality in the deeper bedrock unit and not affected by Meadowbank mining operations.

Higher concentrations of chloride at MW-IPD-01(d) are interpreted to be related to the effect of salinity naturally increasing with depth (Frape & Fritz 1987).

- Reclaim water in the South Cell TSF continues to be a source of sulphate, chloride, sodium, calcium, manganese, and other trace elements for surface water and groundwater at the site (SNCL 2020; Golder 2021). The groundwater quality at monitoring well MW-16-01 is interpreted to be affected by reclaim water from the South Cell TSF.
- The seepage from the west wall of Pit-E has a similar chemical signature to the reclaim water and higher concentrations of total arsenic, chloride, sulphate, calcium, magnesium, and sodium than background groundwater, while concentrations of other key reclaim water parameters such as total copper, total cyanide, and total iron remain low. The west wall of Pit-E is located hydraulically downgradient from the TSF and Central Dike. Given the presence of total cyanide in the Pit-E wall seepage, there is a component of tailings from the TSF, though it's unclear how important it is versus the waste rock contact water. Concentrations of cyanide have decreased in the Pit-E wall seepage since 2018.
- Groundwater quality does not appear to be affected by IPD operations in the Goose Pit (July 2019 to August 2020) and Portage Pit-E (August 2020 to present).

4.5 Quality Assurance/Quality Control

The RPD and +/- MDL values calculated from the duplicate pairs of results are presented in Table B-3 included in Appendix B. Approximately 44% of the duplicate pairs of analyses had one or both results below the method detection limit and consequently could not be assessed for repeatability. QA/QC results for the duplicate samples were within acceptable tolerance limits (RPD or +/- MDL) with the following exceptions listed below in Table 7:

Table 7: Parameters Exceeding QA/QC Acceptable Tolerance Limits

Location	July Session	September Session
MW-16-01	free cyanide and zinc (D)	cyanide (free, WAD and total) and turbidity
MW-IPD-01(s)	none	none
MW-IPD-01(d)	aluminum (D,T), turbidity and zinc (D)	aluminum (D) and lead (D)
MW-IPD-07	aluminum (D), nickel (D), selenium (T) and zinc (D)	aluminum (D), nickel (D), orthophosphate, selenium (T) and TDS
MW-IPD-09	zinc (D)	bromide

Notes: (D) denotes dissolved metal constituent; (T) denotes total metal constituent.

The reason for the deviation in the various dissolved metal constituents is unknown as the groundwater samples were filtered in the field prior to analysis. The presence of suspended solids in the samples may have influenced the concentrations of total metal constituents, cyanide species, turbidity and orthophosphate between the duplicate samples at MW-16-01, MW-IPD-01(d), MW-IPD-07 and/or MW-IPD-09. Duplicate concentrations of all parameters measured at these locations are within the historical range. Based on the available historical data, the analytical results for the samples discussed above are interpreted to be representative of water quality, however there is some uncertainty associated with the elevated free cyanide result (0.26 mg/L) reported in the sample collected on September 4, 2021 at MW-16-01 (sample ID 'MW-16-01'). Total cyanide is the sum of free, WAD and strong metal cyanide complexes. Based on the available historical results for MW-16-01, the sum of the free and WAD cyanide is typically similar and within the same order of magnitude as the total cyanide result. The sum of the free and WAD

cyanide results for sample 'MW-16-01' were one order of magnitude smaller (0.030 mg/L) than the laboratory measured total cyanide result (0.26 mg/L). The analytical laboratory noted the presence of some sediment in the total cyanide bottle which might have contributed to some of the total cyanide result.

It is noted groundwater quality results for the two samples collected from MW-IPD-01(s) on September 6 and 8, 2021 (following additional development) were generally consistent.

Section 2.5.2 of the GWMP states that one field blank and one travel blank will be collected during each monitoring session. Golder personnel collected a field blank on July 24 and September 4, 2021. Agnico Eagle personnel collected a field blank and trip blank as part of the reclaim water sampling program completed on September 7, 2021 in conjunction with the groundwater monitoring program. The results of the analysis of the field blanks collected by Golder and Agnico Eagle and trip blank (Agnico Eagle only) were very low or below the laboratory detection limits of all parameters. Trace components and major elements for all samples are considered adequately repeatable.

The calculated charge balance error for all samples was equal to or below +/- 5% with the exception of the sample collected from MW-IPD-07 on July 19, 2021 (8.4 to 8.9%). The parameters measured at MW-IPD-07 during the July 2021 session are within the historical range and are present in low concentrations, therefore the reported laboratory results are considered acceptable.

5.0 SUMMARY OF MONITORING WELL CONDITIONS

All monitoring wells and sampling equipment monitored in 2021 were in good condition and secure, with the following exceptions reported to Agnico Eagle personnel during the field program:

MW-IPD-01(d)

- The monitoring well is enclosed within a modified Seacan container. Similar to the September 2020 field program, the doors to the Seacan could not be fully shut at upon completion of the July and September 2021 field programs. The Seacan door should be maintained shut to protect the well enclosure from weather conditions, intrusion or damage by animals or traffic.

MW-IPD-09

- Golder extended the well casing to accommodate the excess LDPE tubing that could not be fully lowered down the well during the 2020 field program. Monitoring well MW-IPD-09 was secured with dedicated wellhead cap.
- MW-IPD-01(d) and ground surface are situated in a low point. Ponding of surface water was visible at times around the HWT casing of the well. A plastic bag has been wrapped around the top of the HWT casing to prevent surface water from entering the HWT casing. The HWT casing can be extended and soil could be added around it to shed water away from the well.

MW-16-01

- Monitoring well MW-16-01 has a DVP and 300 metre water level tape stuck inside the well which occurred during the 2021 field program. The DVP is located at approximately 90 metres below the top of the HWT casing. This does not affect the operation of the well as both the DVP and monitoring well remain operational. No recovery efforts are deemed necessary as long as the monitoring well and DVP are operational.

Bladder Pumps

- There are two extra DVPs identified with labels for use on this program. Golder replaced the check ball valve in one DVP, however the unit now needs to be tested to confirm the unit is operational. The DVP removed

from MW-16-01 in 2019 remains inoperable and should be repaired prior to the next monitoring program to have as a backup on-site.

6.0 CONCLUSIONS

The groundwater monitoring program was conducted in July and September 2021. Golder personnel collected groundwater samples from all five of the existing monitoring wells present on-site: MW-16-01, MW-IPD-01(s), MW-IPD-01(d), MW-IPD-07, and MW-IPD-09. Agnico Eagle personnel also collected pit wall seepage samples from the west walls of Pit-A and Pit-E during August 2021 and provided supplemental water quality data.

Groundwater quality results were compared to the Portage effluent quality discharge limits stipulated in the Meadowbank water license, for comparative purposes only as there are no groundwater quality criteria applicable to the site. All groundwater samples collected in 2021 met these screening criteria, with the exception of TSS at MW-IPD-09 (July and September) and the and Pit-E wall seepage samples (August).

The chemical signature of the groundwater at MW-16-01 continues to trend towards that of the reclaim water based on elevated concentrations of arsenic, chloride, copper, iron, cyanide and sulphate. The groundwater quality at monitoring well MW-16-01 is interpreted to be affected by reclaim water from the South Cell TSF based on similar chemical signatures to reclaim water monitoring stations ST-21-North, ST-21-South (South Cell TSF surface water) and ST-S-5 (Central Dike seepage). These monitoring locations are located hydraulically downgradient of the South Cell TSF and Central Dike.

The chemical signature of the 2021 Pit-A and Pit-E wall seepage samples are dominated by major ions sulphate, magnesium and calcium and are interpreted to be representative of intermediate water signature. The elevated concentrations of sulphate may also be related to the dissolution of sulfate salt from the oxidation of sulphide minerals in the rock forming the pit walls, while calcium and magnesium may correspond from alkalinity consumption. The seepage from the west wall of Pit-E has a similar chemical signature to the reclaim water and higher concentrations of total arsenic, chloride, sulphate, calcium, magnesium, sodium than background groundwater, while concentrations of other key reclaim water parameters such as total copper, total cyanide, and total iron remain low but are detected. Concentrations of arsenic and chloride were elevated at the Pit-E seepage monitoring location, where concentrations of chloride have generally declined since 2017. The west wall of Pit-E is located hydraulically downgradient from the TSF. Given the presence of total cyanide in the Pit-E wall seepage, there is a component of tailings from the TSF, though it’s unclear how important it is versus the waste rock contact water. The 2021 Pit-E seepage water quality is interpreted to be affected by mining activities including the TSF; however the level of effect or mixing with TSF water is unclear. The source of the elevated concentration of copper in the 2021 Pit-A east wall seepage is unknown, where the value and trend will be validated during subsequent monitoring programs, if possible. Due to rising water levels in Pit-A and Pit-E and safety concerns, it may not be feasible to collect future pit wall seepage samples.

The groundwater quality in monitoring wells MW-IPD-01(d), MW-IPD-01(s), MW-IPD-07, MW-IPD-09 continues to display a natural water signature and can be used as background values against which to monitor groundwater quality in the future.

Based on the results of the 2021 groundwater monitoring program, the monitored groundwater quality locations do not appear to be affected by in-pit deposition operations in the Goose Pit from July 2019 to August 2020 or Portage Pit-E since operations commenced in August 2020. The four IPD monitoring wells are situated hydraulically downgradient from the Second Portage Lake (MW-IPD-01(s) and MW-IPD-01(d)) and Third Portage Lake (MW-IPD-07 and MW-IPD-09), therefore water quality at these monitors is likely to be influenced by surface water flowing (seeping) east towards the monitoring wells and into the IPD pits and not the TSF or IPD operations, at this time.

7.0 RECOMMENDATIONS

Based on the findings of the 2021 groundwater monitoring program, the following recommendations are made for the 2022 annual groundwater monitoring program:

- Similar to 2021, the groundwater monitoring program should continue to include a detailed survey of the water levels measured in the monitoring wells and surface water monitoring stations North Cell TSF, South Cell TSF, Central Dike Pond, Goose Pit, Goose West Pond, Pit-E, Pit-A, SWMP, Second Portage Lake and Third Portage Lake to document the hydraulic gradients influencing the potential movement of reclaim water and its potential effects to surface water related to Meadowbank Mine site operations. The movement of reclaim water across the site will change as the water levels in the IPD pits continue to increase over time.

- Similar to 2021, continue to coordinate routine sampling of the Meadowbank Mine Water License stations of interest to the groundwater monitoring program such as reclaim water stations ST-17 (Pit-A), ST-19 (Pit-E), ST-20 (Goose Pit), Central Dike ST-S-5 (reclaim water) and East Dike discharge station ST-S-1 and ST-MMER-3 concurrently with the 2022 bi-annual groundwater monitoring program (i.e., MW-16-01, IPD monitoring wells, Pit-E and Pit-A wall seepage, if accessible). Submit the samples for the same analytical parameters as those under the Table 2 of Schedule I of the Meadowbank Water Licence states that the groundwater must be monitored for Group 2 chemical parameters which include, per Table 1 of this Schedule (refer to analytical requirements listed in Table 2 of this report) to facilitate the assessment of groundwater quality, reclaim water movement and its potential effects to surface water of mining activities at the Meadowbank Mine site.

- In 2022, water quality data from sources that are affected by waste rock contact water that exclude tailings should be collected and used to improve the distinction between the reclaim water signature and waste rock contact water due to the presence or absence of cyanide and arsenic. Sulfate, arsenic and ammonia nitrogen can also be attributed to waste rock contact water, but not cyanide, which is a product of ore processing. Thus, the presence of cyanide is a stronger indicator of the presence of tailings reclaim water.

- Given the presence of total cyanide in the Pit-E wall seepage, there is a component of tailings from the TSF that could be contributing to the elevated concentrations of arsenic in the Pit-E west wall seepage, though it's unclear how important it is versus the waste rock contact water. The 2022 groundwater monitoring program should include water quality from sources that are affected by waste rock only contact water to identify the potential source of arsenic observed in the Pit-E west wall seepage samples. Similarly, the isotope analysis of future water samples collected from the pit wall seepage, reclaim water monitoring stations ST-S-5, ST-17, ST-19, ST-20 and reclaim water impacted well MW-16-01 should also be carried out in 2022 to verify the isotopic signatures (oxygen-18 and deuterium) of groundwater affected by reclaim water and help identify the potential source of arsenic at the Pit-E wall seepage.

- Additional water samples collected from monitoring wells MW-IPD-01(s), MW-IPD-01(d), MW-IPD-07 and MW-IPD-09 during the September 2021 session are currently being held on-site. These samples could be submitted for the analysis of stable isotopes (oxygen-18 and deuterium) to support the understanding of groundwater movement along flow paths and identify the source and origin of water constituents.
- During the field program planning phase, verify that nitrogen gas tank pressure at each monitoring well station is sufficiently high to complete the 2022 monitoring program. Nitrogen gas use during the 2021 groundwater monitoring program (refer to Appendix A) indicate there is sufficient supply remaining in the tank(s) at each wellhead.
- Ship the original DVP removed from MW-16-01 in 2019 to the manufacturer (Solinst Canada Ltd., located in Georgetown, Ontario) for assessment and repair and test the functioning of the other DVP repaired by Golder.
- In accordance with Table 2 of the Meadowbank Water License, continue to monitor seeps on a monthly basis or as often as found and analyzed for Group 1 parameters. Continue to conduct seepage survey of along the west walls of Portage Pit-A and Portage Pit-E to evaluate effects related to South Cell TSF and collect pit wall samples if locations identified can be accessed safely. Take photographs of pit walls, document presence and absence of seeps, seepage locations, seepage discharge rates and water quality. It is understood that the west wall of Portage Pit-A is no longer accessible due to the water elevation in the pit.

8.0 CLOSURE

The reader is referred to the Study Limitations, which follows the text and forms an integral part of this report. We trust the above meets your present requirements. If you have any questions or require additional information, please contact the undersigned.

Golder Associates Ltd.

Dale Holtze, M.Sc., P.Geo. (NT/NU)
Hydrogeologist

Valerie Bertrand, M.A.Sc., P.Geo (NT/NU)
Senior Principal Geochemist-Geologist

REGISTERED PROFESSIONAL GEOLOGIST
L1811
V.J. BERTRAND
LICENSEE
16-3-22
NWT/NU

DH/VJB/rd

PERMIT TO PRACTICE
GOLDER ASSOCIATES LTD.
Signature
Date 16-03-2022
PERMIT NUMBER: P 049
NT/NU Association of Professional Engineers and Geoscientists

https://golderassociates.sharepoint.com/sites/140929/project files/6 deliverables/mbk/21452766-545-r-2021-mbk-groundwater-rev0/21452766-545-r-rev0 2021-mbk groundwater.docx

9.0 STUDY LIMITATIONS

Golder Associates Ltd. (Golder) has prepared this document in a manner consistent with that level of care and skill ordinarily exercised by members of the engineering and science professions currently practising under similar conditions in the jurisdiction in which the services are provided, subject to the time limits and physical constraints applicable to this document. No warranty, express or implied, is made.

This document, including all text, data, tables, plans, figures, drawings and other documents contained herein, has been prepared by Golder for the sole benefit of Agnico Eagle Mines Limited. It represents Golder's professional judgement based on the knowledge and information available at the time of completion. Golder is not responsible for any unauthorized use or modification of this document. All third parties relying on this document do so at their own risk.

The factual data, interpretations, suggestions, recommendations and opinions expressed in this document pertain to the specific project, site conditions, design objective, development and purpose described to Golder by Agnico Eagle Mines Limited, and are not applicable to any other project or site location. In order to properly understand the factual data, interpretations, suggestions, recommendations and opinions expressed in this document, reference must be made to the entire document.

This document, including all text, data, tables, plans, figures, drawings and other documents contained herein, as well as all electronic media prepared by Golder are considered its professional work product and shall remain the copyright property of Golder. Agnico Eagle Mines Limited may make copies of the document in such quantities as are reasonably necessary for those parties conducting business specifically related to the subject of this document or in support of or in response to regulatory inquiries and proceedings. Electronic media is susceptible to unauthorized modification, deterioration and incompatibility and therefore no party can rely solely on the electronic media versions of this document.

10.0 REFERENCES

Agnico Eagle (Agnico Eagle Mines Limited). 2020. Meadowbank Gold Project Groundwater Monitoring Plan, Version 11. April 2020.

Frape, S. K. and Fritz, P. 1987. Geochemical Trends for Groundwaters from the Canadian Shield. Saline Water and Gases in Crystalline Rocks. Editors: Fritz, P. and Frape, S.K. Geological Association of Canada Special Paper 33, p. 19-38.

Golder Associates Ltd., (Golder). 2018. Evaluation of the Geochemical Properties of Waste Rock, Ore, Tailings, Overburden and Sediment Whale Tail Pit Project. November 2018. Ref. No. 1789310-182-RPT-Rev1.

Golder. 2021 Groundwater Monitoring Report Meadowbank Mine, Nunavut. March 2021. 20147888-504-R-Rev0. March 2021.

SNCL (SNC-Lavalin). 2019. 2018 Groundwater Monitoring Program Report. Document No. 645182-3000-4EER-001. December 12, 2018.

SNCL. 2020. 2019 Groundwater Monitoring Report. Document No. 665965-4000-4EER-0001. April 17, 2020.

USEPA. 1994. USEPA Contract Laboratory Program National Functional Guidelines for Inorganic Review. EPA 540/R-94/013. Office of Emergency and Remedial Response, Washington, D.C. February 1994.

APPENDIX A

2021 Monitoring Well Development Logs and Supplementary Sampling Information

Groundwater Sampling Supplies Remaining On-Site

- Solinst Model 464 Electronic Pneumatic Pump Control Unit, compressed air lines and nitrogen regulator
- 2 x 200’ rolls of ¼-inch LDPE tubing
- 1 x 100’ roll of 3/8-inch LDPE tubing
- 2.5’ 3/8-inch silicon tubing
- 2.5’ 5/8-inch silicon tubing
- 1 x 200’ 5/8-inch HDPE tubing

Nitrogen Gas

Table 8 summarizes the 2021 nitrogen gas usage and amount remaining in the tank(s) located at each of the five monitoring well locations. The amount of nitrogen gas remaining at each wellhead is sufficient for bi-annual groundwater monitoring session, with the exception of MW-IPD-01(d). Additional nitrogen will be required for the second session

Table 8 Summary of Nitrogen Tank Pressures at Each Monitoring Well

Monitoring Well ID	Nitrogen Usage during Groundwater Monitoring Program (psi)		Nitrogen Tank Pressure Remaining at end of 2021 Groundwater Monitoring Program (psi)		
	July 2021	September 2021	Tank 1	Tank 2	Tank 3
MW-16-01	1,400	1,050	<50	600	2,300
MW-IPD-01(s)	500	800	300	2,000	None
MW-IPD-01(d)	3,450	2,100	350	1,150	2,300
MW-IPD-07	200	50	1,750	None	None
MW-IPD-09	400	300	200	2,100	None

APPENDIX A
Monitoring Well Development Logs - July 2021
Agnico Eagle Mines Limited
Meadowbank Mine, Nunavut

Location	MW-IPD-01(d)		Nitrogen Tank Pressure (Start)			Tank 1 - 1400 psi / Tank 2 - 2300 psi / Tank 3 - 2300						Date:	2021-07-21	
Screen Depth (m)	163-181		Nitrogen Tank Pressure (End)			Tank 1 - 0 psi / Tank 2 - 0 psi / Tank 3 - 1150						Static Water Level:	14.90	
Pump Depth (m)	175		Pressure required to collect sample			First Round = 1400 psi / Second Round = 3450 psi						Field Personnel:	J. Sullivan	
Date	Time	Pressure set on control box (psi)	Flow setting on Controller Unit	Flow Rate (mL/min)	Volume Removed (L)	Cumulative Volume Removed (L)	Water Level (m)	pH	EC (µS/cm)	Temp. °C	Dissolved Oxygen (mg/L)	ORP (mV)	Turbidity (NTU)	Comments
21-Jul-21	13:33	115	Medium	Start ECU - filling Flow Through Cell			14.90							
21-Jul-21	13:38	115	Medium	No Flow			14.98							
21-Jul-21	13:39	115	Medium	Start Flow			15.00	6.22	0.433	19.83	1.50	18	8.4	Clear
21-Jul-21	13:44	115	Medium	80	0.40	0.40	15.04	6.79	0.422	20.69	0.94	-71	6.8	Clear
21-Jul-21	13:49	115	Medium	88	0.44	0.84	15.06	7.25	0.418	20.92	0.45	-108	4.7	Clear
21-Jul-21	14:00	115	Medium	80	0.88	1.72	15.05	7.70	0.415	21.32	0.10	-135	14.9	Slightly Cloudy
21-Jul-21	14:15	125	Medium	85	1.28	3.00	15.07	7.68	0.43	21.64	0.68	-161	24.7	Slightly Cloudy
21-Jul-21	14:30	125	Medium	84	1.26	4.26	15.07	7.59	0.435	21.95	1.78	-155	4.2	Slightly Cloudy - Less
21-Jul-21	14:45	125	Medium	87	1.30	5.56	15.07	7.64	0.426	22.16	1.05	-154	1.8	Clear
21-Jul-21	15:00	125	Medium	87	1.30	6.86	15.07	7.67	0.422	22.46	1.27	-153	1.4	Clear
21-Jul-21	15:15	125	Medium	85	1.28	8.14	15.07	7.71	0.414	22.7	1.14	-150	1.3	Clear
21-Jul-21	15:30	125	Medium	87	1.30	9.44	15.07	7.72	0.407	22.91	1.24	-147	1.2	Clear
21-Jul-21	15:45	125	Medium	90	1.35	10.79	15.07	7.65	0.399	23.35	0.79	-144	0.9	Clear
21-Jul-21	16:00	125	Medium	90	1.35	12.14	15.07	7.70	0.39	23.48	0.79	-142	1.0	Clear
21-Jul-21	16:15	125	Medium	90	1.35	13.49	15.07	7.82	0.383	23.37	0.45	-140	0.9	Slighty Cloudy
21-Jul-21	16:30	125	Medium	90	1.35	14.84	15.07	7.88	0.379	23.14	0.16	-136	1.0	Slighty Cloudy
21-Jul-21	16:45	125	Medium	87	1.30	16.14	15.07	7.92	0.382	23.32	0.04	-133	1.0	Slighty Cloudy
21-Jul-21	17:00	125	Medium	90	1.35	17.49	15.07	7.95	0.379	23.32	0.00	-130	1.8	Slighty Cloudy
21-Jul-21	17:15	125	Medium	90	1.35	18.84	15.06	7.96	0.379	23.11	0.00	-132	1.7	Slighty Cloudy
21-Jul-21	17:30	no reading	Medium	no reading - low return			14.96	7.98	0.378	23.25	0.00	-119	2.1	Slighty Cloudy
21-Jul-21	17:33	no reading	Medium	Stopped pumping - out of Nitrogen										
21-Jul-21	17:47						14.87							
Stop for the day - no nitrogen at monitoring well, long day, revisit on 2021-07-24														

APPENDIX A
Monitoring Well Development Logs - July 2021
Agnico Eagle Mines Limited
Meadowbank Mine, Nunavut

Location	MW-IPD-01(d)	Nitrogen Tank Pressure (Start)	Tank 1 - 1400 psi / Tank 2 - 2300 psi / Tank 3 - 2300	Date:	2021-07-24
Screen Depth (m)	163-181	Nitrogen Tank Pressure (End)	Tank 1 - 0 psi / Tank 2 - 0 psi / Tank 3 - 1150	Static Water Level:	14.82
Pump Depth (m)	175	Pressure required to collect sample	First Round = 1400 psi / Second Round = 3450 psi	Field Personnel:	J. Sullivan

Date	Time	Pressure set on control box (psi)	Flow setting on Controller Unit	Flow Rate (mL/min)	Volume Removed (L)	Cumulative Volume Removed (L)	Water Level (m)	pH	EC (µS/cm)	Temp. °C	Dissolved Oxygen (mg/L)	ORP (mV)	Turbidity (NTU)	Comments
24-Jul-21	8:35	125	Medium	Start ECU - filling Flow Through Cell			14.82							
24-Jul-21	8:40	125	Medium	Start getting readings on Horiba			14.93	5.81	0.491	7.60	2.12	166	25.1	
24-Jul-21	8:41	125	Medium	Start Flow			14.95	6.10	0.442	11.80	1.17	101	27.7	Slightly cloudy
24-Jul-21	8:45	125	Medium	125	0.50	0.50	14.97	6.75	0.421	13.56	0.49	30	45.2	Slightly cloudy
24-Jul-21	8:50	125	Medium	90	0.45	0.95	14.97	7.19	0.415	14.05	0.11	-25	68.2	Slightly cloudy
24-Jul-21	8:55	125	Medium	90	0.45	1.40	14.97	7.50	0.412	14.40	0.00	-61	92.3	Slightly cloudy
24-Jul-21	9:00	125	Medium	100	0.50	1.90	14.97	7.67	0.411	14.57	0.00	-90	62.8	Slightly cloudy
24-Jul-21	9:15	125	Medium	93	1.40	3.30	14.98	7.70	0.442	15.39	0.85	-138	13.4	Slightly cloudy
24-Jul-21	9:30	125	Medium	93	1.40	4.70	14.99	7.69	0.428	15.47	1.87	-144	9.0	Slightly cloudy
24-Jul-21	9:45	125	Medium	93	1.40	6.10	14.99	7.75	0.418	15.86	2.06	-149	8.1	Less cloudy
24-Jul-21	10:00	125	Medium	97	1.45	7.55	14.99	7.78	0.413	15.95	1.86	-148	7.7	Less cloudy
24-Jul-21	10:15	125	Medium	97	1.45	9.00	15.00	7.76	0.407	15.98	1.75	-146	8.1	Clear
24-Jul-21	10:30	125	Medium	97	1.45	10.45	15.00	7.80	0.402	16.00	1.35	-146	7.7	Clear
24-Jul-21	10:45	125	Medium	100	1.50	11.95	15.00	7.83	0.399	16.04	0.81	-144	17.0	Clear
24-Jul-21	11:00	125	Medium	100	1.50	13.45	15.01	7.86	0.397	16.26	0.00	-142	33.1	Slight cloudy tint
24-Jul-21	11:15	125	Medium	100	1.50	14.95	15.01	7.89	0.396	16.32	0.00	-138	46.5	Slight cloudy tint
24-Jul-21	11:30	125	Medium	93	1.40	16.35	15.00	7.92	0.398	16.22	0.00	-135	50.6	Slight cloudy tint
24-Jul-21	11:45	125	Medium	93	1.40	17.75	15.00	7.81	0.395	15.53	0.00	-127	50.2	Slight cloudy tint
24-Jul-21	12:00	125	Medium	93	1.40	19.15	14.99	7.91	0.396	15.40	0.72	-132	47.6	Slight cloudy tint / Slight Odor
24-Jul-21	12:15	125	Medium	93	1.40	20.55	14.99	7.95	0.397	15.31	0.00	-134	44.7	Slight cloudy tint / Slight Odor
24-Jul-21	12:30	125	Medium	93	1.40	21.95	14.99	7.94	0.397	15.62	0.00	-135	41.6	Slight cloudy tint / Slight Odor
24-Jul-21	12:45	125	Medium	93	1.40	23.35	14.99	7.94	0.395	15.59	0.00	-136	38.4	Slight cloudy tint / Slight Odor
24-Jul-21	13:00	125	Medium	93	1.40	24.75	14.99	7.90	0.397	15.71	0.49	-135	35.5	Slight cloudy tint / Slight Odor
24-Jul-21	13:15	125	Medium	93	1.40	26.15	14.99	7.87	0.396	15.93	0.43	-144	32.7	Slight cloudy tint / Slight Odor
24-Jul-21	13:30	125	Medium	93	1.40	27.55	14.99	7.91	0.396	15.13	0.40	-149	31.0	Slight cloudy tint / Slight Odor
24-Jul-21	13:45	125	Medium	93	1.40	28.95	14.99	7.90	0.395	15.33	0.00	-150	29.0	Less Cloudy / Slight Odor
24-Jul-21	14:00	125	Medium	93	1.40	30.35	14.99	7.90	0.396	15.27	0.00	-151	27.4	Less Cloudy / Slight Odor
24-Jul-21	14:15	125	Medium	93	1.40	31.75	14.99	7.91	0.395	15.25	0.00	-155	26.0	Less Cloudy / Slight Odor
24-Jul-21	14:30	125	Medium	93	1.40	33.15	14.99	7.94	0.394	15.17	0.00	-157	24.8	Less Cloudy / Slight Odor
24-Jul-21	14:30	Start Sampling - very difficult to push water through field filters due to high turbidity												
24-Jul-21	14:55	Water flow stopped, out of nitrogen, immediately switch to full tank												
24-Jul-21	15:00	Pump on and discharge line connected to flow through cell												
24-Jul-21	15:05	125	Medium	Water started flowing from flow through cell			14.89	7.77	0.412	13.15	8.5	-44	35.1	
24-Jul-21	15:10	125	Medium	80	0.4	approx 35.55	14.95	7.79	0.405	14.3	0.9	-96	26.9	Less Cloudy / Slight Odor
24-Jul-21	15:20	125	Medium	95	0.95	approx 36.50	14.98	7.84	0.399	15.06	0	-132	22.7	Less Cloudy / Slight Odor
24-Jul-21	15:30	125	Medium	95	0.95	approx 37.45	14.98	7.87	0.401	15.08	0.06	-142	21.7	Less Cloudy / Slight Odor
24-Jul-21	15:45	125	Medium	90	1.35	approx 38.80	14.98	7.77	0.394	16.1	0.2	-142	16.7	Less Cloudy / Slight Odor
24-Jul-21	16:00	125	Medium	97	1.45	approx 40.25	14.98	7.88	0.402	15.5	0.36	-152	14.6	Clear / Slight odor
24-Jul-21	16:15	125	Medium	97	1.45	approx 41.70	14.97	7.87	0.399	15.23	0.34	-148	12	Clear / Slight odor
24-Jul-21	16:30	125	Medium	97	1.45	approx 43.15	14.97	7.90	0.399	15.17	0.33	-150	10.8	Clear / Slight odor
24-Jul-21	16:45	125	Medium	97	1.45	approx 44.60	14.97	7.90	0.397	15.3	0.34	-152	9.9	Clear / Slight odor
24-Jul-21	16:45	Start Sampling - **MW-IPD-01D, MW-IPD-01D-DUP-1, MW-IPD-01D-DUP-2**												
24-Jul-21	18:30	End Sampling												

APPENDIX A
Monitoring Well Development Logs - July 2021
Agnico Eagle Mines Limited
Meadowbank Mine, Nunavut

Location	MW-IPD-01(s)	Nitrogen Tank Pressure (Start)	1200 psi	Date:	2021-07-21
Screen Depth (m)	51-69	Nitrogen Tank Pressure (End)	700 psi	Static Water Level:	15.23
Pump Depth (m)	60	Pressure required to collect sample	500 psi	Field Personnel:	J. Sullivan

Date	Time	Pressure set on control box (psi)	Flow setting on Controller Unit	Flow Rate (mL/min)	Volume Removed (L)	Cumulative Volume Removed (L)	Water Level (m)	pH	EC (µS/cm)	Temp. °C	Dissolved Oxygen (mg/L)	ORP (mV)	Turbidity (NTU)	Comments
21-Jul-21	8:05	50	Medium	Start ECU - filling Flow Through Cell			15.23	-	-	-	-	-	-	
21-Jul-21	8:14	50	Medium	Water Start out of cell			15.23	5.77	0.379	16.85	2.53	73	13	Clear
21-Jul-21	8:19	50	Medium	50	0.25	0.25	15.23	6.33	0.356	21.01	2.03	15	5.8	Clear
21-Jul-21	8:24	65	Medium	150	0.75	1.00	15.26	6.64	0.465	23.52	0.94	17	1.2	Clear
21-Jul-21	8:25	60	Medium	Switched ECU Pressure			-	-	-	-	-	-	-	Clear
21-Jul-21	8:30	55	Medium	118	0.59	1.74	15.25	7.12	0.511	23.84	0.55	20	0.5	Clear
21-Jul-21	8:31	55	Medium	Lowered pressure			-	-	-	-	-	-	-	Clear
21-Jul-21	8:34	55	Medium	Flow started again			-	-	-	-	-	-	-	Clear
21-Jul-21	8:35	55	Medium		0.15	1.89	15.25	7.27	0.524	23.29	0.69	81	0.3	Clear
21-Jul-21	8:40	55	Medium	106	0.53	2.42	15.25	7.41	0.527	24.08	0.44	80	0.4	Clear
21-Jul-21	8:42	55	Medium	100	0.20	2.62	15.25	Start Getting good flow				-	-	Clear
21-Jul-21	8:45	55	Medium	100	0.30	2.92	15.25	7.46	0.528	24.00	0.40	100	0.4	Clear
21-Jul-21	9:00	55	Medium	100	1.50	4.42	15.25	7.59	0.527	24.21	0.22	106	0.0	Clear
21-Jul-21	9:15	55	Medium	100	1.50	5.92	15.25	7.64	0.528	24.13	0.16	111	0.1	Clear
21-Jul-21	9:30	55	Medium	100	1.50	7.42	15.25	7.68	0.526	24.18	0.12	116	0.0	Clear
21-Jul-21	9:45	55	Medium	100	1.50	8.92	15.25	7.71	0.526	24.02	0.11	120	0.0	Clear
21-Jul-21	10:00	55	Medium	93	1.40	10.32	15.25	7.68	0.525	24.14	0.04	124	0.0	Clear
21-Jul-21	10:15	57	Medium	100	1.50	11.82	15.25	7.67	0.524	24.28	0.00	128	0.0	Clear
21-Jul-21	10:30	57	Medium	100	1.50	13.32	15.25	7.69	0.523	24.28	0.00	129	0.0	Clear
21-Jul-21	10:45	57	Medium	100	1.50	14.82	15.25	7.69	0.521	24.48	0.00	131	0.0	Clear
21-Jul-21	11:00	57	Medium	100	1.50	16.32	15.25	7.68	0.519	24.55	0.00	133	0.0	Clear
21-Jul-21	11:15	57	Medium	100	1.50	17.82	15.25	7.68	0.517	24.57	0.00	134	0.0	Clear
21-Jul-21	11:15	Start Sampling - **MW-IPD-01S, MW-IPD-01S-DUP-1, MW-IPD-01S-DUP-2**												Clear
21-Jul-21	13:10	End Sampling												Clear

APPENDIX A
Monitoring Well Development Logs - July 2021
Agnico Eagle Mines Limited
Meadowbank Mine, Nunavut

Location	MW-IPD-07	Nitrogen Tank Pressure (Start)	2000 psi	Date:	2021-07-19
Screen Depth (m)	42-50	Nitrogen Tank Pressure (End)	1800 psi	Static Water Level:	1.465
Pump Depth (m)	40	Pressure required to collect sample	200 psi	Field Personnel:	J. Sullivan

Date	Time	Pressure set on control box (psi)	Flow setting on Controller Unit	Flow Rate (mL/min)	Volume Removed (L)	Cumulative Volume Removed (L)	Water Level (m)	pH	EC (µS/cm)	Temp. °C	Dissolved Oxygen (mg/L)	ORP (mV)	Turbidity (NTU)	Comments
19-Jul-21	8:00	30	Low	Filling flow through cell			1.45							Figuring out ECU details.
19-Jul-21	8:05	30	Low	112	0.55	0.55	1.58	6.04	Did not record - adjusting ECU controls					Slight odor, Clear
19-Jul-21	8:15	20	Low	56	0.55	1.1	1.62	7.29	0.26	19.43	0.82	-103	0.4	Slight odor, Clear
19-Jul-21	8:20	30	Low	112	0.55	1.65	1.66	7.62	0.26	19.92	0.09	-150	0.0	Slight odor, Clear
19-Jul-21	8:25	30	Low	112	0.55	2.2	1.64	7.89	0.256	20.24	0.00	-172	0.0	Slight odor, Clear
19-Jul-21	8:30	30	Low	112	0.55	2.75	1.67	7.99	0.256	20.21	0.00	-171	0.0	Slight odor, Clear
19-Jul-21	8:35	30	Low	112	0.55	3.3	1.64	8.18	0.256	20.13	0.00	-180	0.0	Slight odor, Clear
19-Jul-21	8:40	30	Low	112	0.55	3.85	1.68	8.22	0.255	20.18	0.00	-187	0.0	Slight odor, Clear
19-Jul-21	8:45	30	Low	112	0.55	4.4	1.68	8.27	0.254	20.19	0.00	-190	0.0	Slight odor, Clear
19-Jul-21	9:00	30	Low	112	1.65	6.05	1.73	8.28	0.255	20.24	0.00	-196	0.0	Slight odor, Clear
19-Jul-21	9:15	30	Low	147	2.2	8.25	1.74	8.32	0.255	20.32	0.00	-207	0.0	adjusting ECU, extra purge water
19-Jul-21	9:30	30	Low	112	1.65	9.9	1.79	8.32	0.255	20.41	0.00	-211	0.0	Slight odor, Clear
19-Jul-21	9:45	30	Low	112	1.65	11.55	1.78	8.32	0.256	20.47	0.00	-216	0.0	Slight odor, Clear
19-Jul-21	10:00	30	Low	112	1.65	13.2	1.78	8.36	0.255	20.51	0.00	-211	0.0	Slight odor, Clear
19-Jul-21	10:15	30	Low	112	1.65	14.85	1.79	8.37	0.255	20.58	0.00	-217	0.0	Slight odor, Clear
19-Jul-21	10:30	30	Low	112	1.65	16.5	1.79	8.34	0.256	20.6	0.00	-214	0.0	Slight odor, Clear
19-Jul-21	10:45	25	Low	92	1.38	17.88	1.79	8.33	0.254	21.03	0.00	-207	0.0	Slight odor, Clear
19-Jul-21	11:00	25	Low	92	1.38	19.26	1.79	8.32	0.256	21.05	0.00	-210	0.0	Slight odor, Clear
19-Jul-21	11:15	25	Low	92	1.38	20.64	1.79	8.27	0.257	21.07	0.00	-212	0.0	Slight odor, Clear
19-Jul-21	11:30	25	Low	92	1.38	22.02	1.79	8.28	0.256	21.1	0.00	-214	0.0	Slight odor, Clear
19-Jul-21	11:45	25	Low	92	1.38	23.4	1.79	8.28	0.256	21.16	0.00	-215	0.0	Slight odor, Clear
19-Jul-21	11:45	Start Sampling - **MW-IPD-07, MW-IPD-07-DUP-1, MW-IPD-07-DUP-2**												
19-Jul-21	14:30	End Sampling												

APPENDIX A
Monitoring Well Development Logs - July 2021
Agnico Eagle Mines Limited
Meadowbank Mine, Nunavut

Location	MW-IPD-09	Nitrogen Tank Pressure (Start)	600 psi	Date:	2021-07-20
Screen Depth (m)	62-80	Nitrogen Tank Pressure (End)	200 psi	Static Water Level:	1.99
Pump Depth (m)	70	Pressure required to collect sample	400 psi	Field Personnel:	J. Sullivan

Date	Time	Pressure set on control box (psi)	Flow setting on Controller Unit	Flow Rate (mL/min)	Volume Removed (L)	Cumulative Volume Removed (L)	Water Level (m)	pH	EC (µS/cm)	Temp. °C	Dissolved Oxygen (mg/L)	ORP (mV)	Turbidity (NTU)	Comments
20-Jul-21	8:30	30	High	Start filling flow through cell			1.63							
20-Jul-21	8:35	30	High	Start measuring flow				6.23	0.229	16.35	1.59	-25	0.0	Clear
20-Jul-21	8:40	30	High	78	0.39	0.39	1.65	6.56	0.219	18.11	0.91	-82	0.0	Clear
20-Jul-21	8:45	30	High	78	0.39	0.78	1.97	6.73	0.219	18.38	0.66	-102	0.0	Clear
20-Jul-21	8:50	35	High	90	0.45	1.23	2.05	6.90	0.224	18.22	0.17	-118	0.0	Clear
20-Jul-21	9:00	35	High	100	1.0	2.23	2.14	7.23	0.224	18.6	0.01	-154	0.0	Clear
20-Jul-21	9:15	35	High	100	1.5	3.73	2.28	7.59	0.226	18.62	0.11	-161	0.0	Clear
20-Jul-21	9:30	35	High	100	1.5	5.23	2.26	7.70	0.223	18.80	0.00	-173	0.0	Clear
20-Jul-21	9:45	35	High	100	1.5	6.73	2.29	7.77	0.223	18.87	0.00	-177	0.0	Clear
20-Jul-21	10:00	35	High	100	1.5	8.23	2.30	7.80	0.224	18.89	0.00	-173	0.0	Clear
20-Jul-21	10:15	35	High	100	1.5	9.73	2.30	7.81	0.222	19.00	0.00	-180	0.0	Clear
20-Jul-21	10:30	35	High	100	1.5	11.23	2.31	7.83	0.222	19.15	0.00	-176	0.0	Clear
20-Jul-21	10:45	35	High	100	1.5	12.73	2.31	7.86	0.221	19.25	0.00	-175	0.0	Clear
20-Jul-21	11:00	35	High	100	1.5	14.23	2.31	7.86	0.221	19.27	0.00	-178	0.0	Clear
20-Jul-21	11:00	Start sampling at 11:00; **MW-IPD-09, MW-IPD-09-DUP-1,MW-IPD-09-DUP-2**												
20-Jul-21	13:00	End Sampling at 13:00												

APPENDIX A
Monitoring Well Development Logs - July 2021
Agnico Eagle Mines Limited
Meadowbank Mine, Nunavut

Location	MW-16-01	Nitrogen Tank Pressure (Start)	Tank 1 - 700 psi / Tank 2 - 2500 psi	Date:	2021-07-23
Screen Depth (mah)	89-101	Nitrogen Tank Pressure (End)	Tank 1 - 300 psi / Tank 2 - 1500 psi	Static Water Level:	5.495
Pump Depth (mah)	~90	Pressure required to collect sample	1400 psi	Field Personnel:	J. Sullivan

Date	Time	Pressure set on control box (psi)	Flow setting on Controller Unit	Flow Rate (mL/min)	Volume Removed (L)	Cumulative Volume Removed (L)	Water Level (m)	pH	EC (µS/cm)	Temp. °C	Dissolved Oxygen (mg/L)	ORP (mV)	Turbidity (NTU)	Comments
23-Jul-21	9:21	40	High	Start Filling Flow Through Cell			5.495							Clear with yellow/orange tint
23-Jul-21	6:00	40	High	No Flow Yet			5.55	4.49	0.000	15.79	7.04	316	315	Clear with yellow/orange tint
23-Jul-21	9:30	40	High	Start Measuring Flow			5.55	6.43	2.94	17.21	1.89	177	7.9	Clear with yellow/orange tint
23-Jul-21	9:35	40	High	76	0.38	0.38	5.55	7.02	2.94	17.2	1.48	161	6.0	Clear with yellow/orange tint
23-Jul-21	9:40	40	High	76	0.38	0.76	5.54	7.23	0.77	16.77	3.08	73	23.0	Clear with yellow/orange tint
23-Jul-21	9:45	50	High	90	0.45	1.21	5.55	7.24	3.25	16.52	0.63	-72	12.6	Clear with yellow/orange tint
23-Jul-21	10:00	50	High	83	1.25	2.46	5.55	7.45	3.39	15.56	0.01	-136	2.4	Clear with yellow/orange tint
23-Jul-21	10:15	55	High	93	1.40	3.86	5.55	7.63	3.4	14.95	0.02	-146	0.9	Clear with yellow/orange tint
23-Jul-21	10:30	55	High	93	1.40	5.26	5.55	7.60	3.39	14.76	0.00	-149	0.3	Clear with yellow/orange tint
23-Jul-21	10:45	55	High	93	1.40	6.66	5.55	7.60	3.39	14.63	0.00	-149	0.2	Clear with yellow/orange tint
23-Jul-21	11:00	55	High	93	1.40	8.06	5.55	7.61	3.37	14.52	0.02	-150	2.7	Clear with yellow/orange tint
23-Jul-21	11:15	55	High	93	1.40	9.46	5.55	7.62	3.37	14.4	0.00	-150	1.9	Clear with yellow/orange tint
23-Jul-21	11:30	55	High	93	1.40	10.86	5.55	7.63	3.36	14.46	0.00	-152	1.3	Clear with yellow/orange tint
23-Jul-21	11:30	1st Tank reading <300psi, stopped purging and switched tanks, 2nd Tank @ 2500psi. Restart purging at 11:33												
23-Jul-21	11:45	55	High	93	1.23	12.09	5.55	7.60	3.39	14.41	0.00	-144	2.2	Clear with yellow/orange tint
23-Jul-21	12:00	60	High	103	1.55	13.64	5.55	7.62	3.37	14.26	0.00	-148	1.7	Clear with yellow/orange tint
23-Jul-21	12:15	57	High	97	1.45	15.09	5.55	7.62	3.36	14.46	0.00	-150	1.6	Clear with yellow/orange tint
23-Jul-21	12:30	57	High	97	1.45	16.54	5.55	7.64	3.35	14.46	0.00	-152	1.0	Clear with yellow/orange tint
23-Jul-21	12:45	57	High	97	1.45	17.99	5.55	7.63	3.35	14.51	0.00	-152	0.8	Clear with yellow/orange tint
23-Jul-21	13:00	57	High	97	1.45	19.44	5.55	7.63	3.34	14.53	0.00	-152	0.8	Clear with yellow/orange tint
23-Jul-21	13:15	57	High	97	1.45	20.89	5.55	7.64	3.35	14.52	0.00	-154	0.9	Clear with yellow/orange tint
23-Jul-21	13:30	57	High	97	1.45	22.34	5.55	7.63	3.35	14.53	0.00	-154	0.8	Clear with yellow/orange tint
23-Jul-21	13:30	Start sampling at 13:30; **MW-16-01, MW-16-01-DUP-1,MW-16-01-DUP-2**												Clear with yellow/orange tint
23-Jul-21	15:20	End sampling, reconnect supply line to flow through cell to 'reconfirm' parameters												
23-Jul-21	15:22	57	High	97	1.45	-	5.55	7.70	3.39	14.16	1.55	-118	2.7	Clear with yellow/orange tint
23-Jul-21	15:30	57	High	97	1.45	-	5.55	7.62	3.38	14.15	0.30	-140	2.0	Clear with yellow/orange tint
23-Jul-21	15:35	57	High	97	1.45	-	5.55	7.63	3.38	14.13	0.08	-145	2.1	Clear with yellow/orange tint
23-Jul-21	15:42	57	High	97	1.45	-	5.55	7.64	3.38	14.03	0.00	-147	1.4	Clear with yellow/orange tint

Notes:
Water level measurements reference meters below the top of the well casing
m = metres
mL/min = millimeter per minute
L = Litre
µS/cm = microsiemens per centimetre
psi = pounds per square inch
mg/L = milligram per litre
mV = millivolt
NTU = nephelometric turbidity units
ORP = oxygen reduction potential
ppm = parts per million

APPENDIX A
Monitoring Well Development Logs - September 2021
Agnico Eagle Mines Limited
Meadowbank Mine, Nunavut

Location	MW-IPD-01(d)		Nitrogen Tank Pressure (Start)			Tank 1 - 1100 psi / Tank 2 - 2300 psi / Tank 3 - 2300 psi								Date:	2021-09-05	
Screen Depth (m)	163-181		Nitrogen Tank Pressure (End)			Tank 1 - 350 psi / Tank 2 - 1150 psi / Tank 3 - 2300 psi								Static Water Level:	14.91	
Pump Depth (m)	175		Pressure required to collect sample			Tank 1 - 750 psi / Tank 2 - 1150 psi / Tank 3 - 0 psi								Field Personnel:	J. Sullivan	
Date	Time	Pressure set on control box (psi)	Flow setting on Controller Unit	Flow Rate (mL/min)	Volume Removed (L)	Cumulative Volume Removed (L)	Water Level (m)	pH	EC (µS/cm)	TDS (mg/L)	Salinity (ppt)	Temp. °C	DO (mg/L)	ORP (mV)	Turbidity (NTU)	Comments
5-Sep-21	8:34	125	MED				14.91									
5-Sep-21	8:40	125	MED				14.99	6.18	0.375	0.24	0.1	17.12	1.59	42	51	clear, slight odour
5-Sep-21	8:45	125	MED	110	0.55	0.55	15.06	6.95	0.37	0.24	0.1	18.83	0.79	-74	22.5	clear, slight odour
5-Sep-21	8:50	120	MED	100	0.50	1.05	15.06	7.29	0.366	0.24	0.1	18.92	0.46	-102	16.8	clear, slight odour
5-Sep-21	8:55	120	MED	96	0.48	1.53	15.06	7.56	0.365	0.24	0.1	19.19	0.27	-122	17.0	clear, slight odour
5-Sep-21	9:00	120	MED	92	0.46	1.99	15.06	7.73	0.365	0.24	0.1	19.25	0.18	-133	23.0	clear, slight odour
5-Sep-21	9:15	125	MED	91	1.37	3.36	15.06	7.85	0.377	0.24	0.1	19.38	0.15	-182	9.0	clear, slight odour
5-Sep-21	9:30	125	MED	93	1.40	4.76	15.06	7.92	0.375	0.24	0.1	19.48	0.14	-197	4.5	clear, slight odour
5-Sep-21	9:45	125	MED	92	1.38	6.14	15.06	7.97	0.373	0.24	0.1	19.44	0	-200	3.3	clear, slight odour
5-Sep-21	10:00	125	MED	91	1.36	7.5	15.06	7.95	0.369	0.24	0.1	19.5	0	-197	2.7	clear, slight odour
5-Sep-21	10:15	125	MED	91	1.36	8.86	15.06	7.98	0.369	0.24	0.1	19.49	0	-196	3.2	clear, slight odour
5-Sep-21	10:30	125	MED	92	1.38	10.24	15.06	8.01	0.366	0.24	0.1	19.65	0	-197	2.4	clear, slight odour
5-Sep-21	10:45	125	MED	90	1.35	11.59	15.06	8.00	0.366	0.24	0.1	19.76	0	-197	2.5	clear, slight odour
5-Sep-21	11:00	125	MED	90	1.35	12.94	15.07	8.06	0.362	0.24	0.1	19.92	0	-195	8.6	clear, slight odour
5-Sep-21	Tank replaced					12.94										
5-Sep-21	11:06	125	MED			12.94	14.98	8.07	0.366	0.24	0.1	19.01	0.4	-130	22.9	slightly cloudy, slight odour
5-Sep-21	11:10	125	MED	55	0.55	13.49	15.03	8.10	0.366	0.24	0.1	19.36	0	-169	17.1	slightly cloudy, slight odour
5-Sep-21	11:15	125	MED	102	0.51	14	15.06	8.05	0.366	0.24	0.1	19.64	0	-182	18.4	slightly cloudy, slight odour
5-Sep-21	11:30	125	MED	93	1.40	15.4	15.07	8.14	0.364	0.24	0.1	19.95	0	-191	24.6	slightly cloudy, slight odour
5-Sep-21	11:45	125	MED	93	1.40	16.8	15.07	8.20	0.365	0.24	0.1	20.15	0	-192	25.7	slightly cloudy, slight odour
5-Sep-21	12:00	125	MED	93	1.40	18.2	15.07	8.18	0.362	0.24	0.1	20.11	0	-192	22.5	slightly cloudy, slight odour
5-Sep-21	12:15	125	MED	93	1.40	19.6	15.07	8.15	0.363	0.24	0.1	20.19	0	-193	19.8	slightly cloudy, slight odour
5-Sep-21	12:30	125	MED	93	1.40	21	15.07	8.16	0.363	0.24	0.1	20.38	0	-194	19.1	slightly cloudy, slight odour
5-Sep-21	12:45	125	MED	93	1.40	22.4	15.07	8.17	0.361	0.23	0.1	20.49	0	-192	18.4	slightly cloudy, slight odour
5-Sep-21	13:00	125	MED	93	1.40	23.8	15.07	8.18	0.363	0.24	0.1	20.52	0	-194	18.1	slightly cloudy, slight odour
5-Sep-21	13:00	Start sampling														
5-Sep-21	15:10	End sampling MW-IPD-01D, MW-IPD-01D-DUP-1, MW-IPD-01D-DUP-2														

APPENDIX A
Monitoring Well Development Logs - September 2021
Agnico Eagle Mines Limited
Meadowbank Mine, Nunavut

Location	MW-IPD-01(s)	Nitrogen Tank Pressure (Start)	Tank 1 - 700 psi / Tank 2 - 2300 psi	Date:	2021-09-06
Screen Depth (m)	51-69	Nitrogen Tank Pressure (End)	Tank 1 - 300 psi / Tank 2 - 2300 psi	Static Water Level:	14.95
Pump Depth (m)	60	Pressure required to collect sample	Tank 1 - 400 psi / Tank 2 - 2300 psi	Field Personnel:	J. Sullivan

Date	Time	Pressure set on control box (psi)	Flow setting on Controller Unit	Flow Rate (mL/min)	Volume Removed (L)	Cumulative Volume Removed (L)	Water Level (m)	pH	EC (µS/cm)	TDS (mg/L)	Salinity (ppt)	Temp. °C	DO (mg/L)	ORP (mV)	Turbidity (NTU)	Comments
6-Sep-21	6:46	55	MED				14.89									
6-Sep-21	6:52	56	MED				14.91	6.59	0.402	0.26	0.1	19.98	19.98	70	27.6	
6-Sep-21	6:55	57	MED	87	0.26	0.26	14.91	6.82	0.375	0.24	0.1	21.48	21.48	44	30.3	clear, no odor
6-Sep-21	7:00	58	MED	100	0.50	0.76	14.91	7.30	0.255	0.16	0.1	22.20	0.78	20	25.9	clear, no odor
6-Sep-21	7:15	59	MED	97	1.45	2.21	14.91	8.04	0.14	0.09	0.1	23.90	0.23	-14.00	0.30	clear, no odor
6-Sep-21	7:30	60	MED	96	1.44	3.65	14.91	8.28	0.135	0.09	0.1	23.19	0.19	-5	0.1	clear, no odor
6-Sep-21	7:45	61	MED	96	1.44	5.09	14.91	8.35	0.13	0.09	0.1	23.02	0.15	-3.00	0.20	clear, no odor
6-Sep-21	8:00	62	MED	96	1.44	6.53	14.91	8.40	0.13	0.09	0.1	23.09	0.11	-3.00	0.60	clear, no odor
6-Sep-21	8:15	63	MED	96	1.45	7.98	14.91	8.43	0.13	0.08	0.1	23.02	0.07	-9	0.2	clear, no odor
6-Sep-21	8:30	64	MED	97	1.50	9.48	14.91	8.43	0.129	0.08	0.1	23.1	0.04	-16	0.5	clear, no odor
6-Sep-21	8:45	65	MED	100	1.50	10.98	14.91	8.44	0.13	0.08	0.1	23.04	0.01	-21.00	0.80	clear, no odor
6-Sep-21	9:00	66	MED	100	1.50	12.48	14.91	8.45	0.128	0.08	0	22.91	0.00	-24	0.8	clear, no odor
6-Sep-21	9:15	67	MED	100	1.50	13.98	14.91	8.44	0.127	0.08	0	22.91	0.00	-26	0.9	clear, no odor
6-Sep-21	9:30	68	MED	100	1.50	15.48	14.91	8.47	0.126	0.08	0	22.93	0.00	-30	0.9	clear, no odor
6-Sep-21	9:45	69	MED	100	1.50	16.98	14.91	8.47	0.127	0.08	0	22.93	0.00	-32	0.8	clear, no odor
6-Sep-21	9:45	Start sampling														
6-Sep-21	11:40	End sampling MW-IPD-01S, MW-IPD-01S-DUP-1, MW-IPD-01S-DUP-2														

Location	MW-IPD-01(s)	Nitrogen Tank Pressure (Start)	Tank 1 - 300 psi / Tank 2 - 2300 psi	Date:	2021-09-08
Screen Depth (m)	51-69	Nitrogen Tank Pressure (End)	Tank 1 - 300 psi / Tank 2 - 2000 psi	Static Water Level:	14.89
Pump Depth (m)	60	Pressure required to collect sample	Tank 1 - 0 psi / Tank 2 - 400 psi	Field Personnel:	J. Sullivan

Date	Time	Pressure set on control box (psi)	Flow setting on Controller Unit	Flow Rate (mL/min)	Volume Removed (L)	Cumulative Volume Removed (L)	Water Level (m)	pH	EC (µS/cm)	TDS (mg/L)	Salinity (ppt)	Temp. °C	DO (mg/L)	ORP (mV)	Turbidity (NTU)	Comments
8-Sep-21	8:46	55	MED				14.95									
8-Sep-21	8:52	55	MED				14.96	7.89	0.134	0.09	0	19.19	1.47	124	22.6	clear, no odor
8-Sep-21	9:00	55	MED	94	0.75	0.75	14.96	7.76	0.132	0.09	0	22.26	0.83	15	9.9	clear, no odor
8-Sep-21	9:15	55	MED	96	1.44	2.19	14.97	8.15	0.129	0.85	0	23.38	0.35	-59	0.0	clear, no odor
8-Sep-21	9:30	55	MED	98	1.47	3.66	14.97	8.24	0.129	0.08	0	23.58	0.17	-57	0.0	clear, no odor
8-Sep-21	9:45	55	MED	99	1.48	5.14	14.97	8.31	0.128	0.08	0	23.84	0.10	-54	0.0	clear, no odor
8-Sep-21	10:00	55	MED	100	1.5	6.64	14.97	8.31	0.127	0.08	0	23.59	0.06	-63	0.0	clear, no odor
8-Sep-21	10:15	55	MED	100	1.5	8.14	14.97	8.31	0.127	0.08	0	23.69	0.03	-73	0.0	clear, no odor
8-Sep-21	10:30	55	MED	100	1.5	9.64	14.97	8.32	0.127	0.08	0	23.82	0	-78	0.0	clear, no odor
8-Sep-21	10:45	55	MED	100	1.5	11.14	14.97	8.31	0.127	0.08	0	23.92	0	-83	0.0	clear, no odor
8-Sep-21	11:00	55	MED	101	1.52	12.66	14.97	8.35	0.126	0.08	0	23.86	0	-91	0.0	clear, no odor
8-Sep-21	11:15	55	MED	100	1.5	14.16	14.97	8.33	0.126	0.08	0	23.88	0	-93	0.0	clear, no odor
8-Sep-21	11:30	55	MED	100	1.5	15.66	14.97	8.35	0.126	0.08	0	23.88	0	-94	0.0	clear, no odor
8-Sep-21	11:30	Start sampling														
8-Sep-21	13:40	End sampling MW-IPD-01S-a, MW-IPD-01S-DUP-1-a, MW-IPD-01S-DUP-2-a														

APPENDIX A
Monitoring Well Development Logs - September 2021
Agnico Eagle Mines Limited
Meadowbank Mine, Nunavut

Location	MW-IPD-07	Nitrogen Tank Pressure (Start)	Tank 1 - 1800 psi	Date:	2021-09-07
Screen Depth (m)	42-50	Nitrogen Tank Pressure (End)	Tank 1 - 1750 psi	Static Water Level:	1.48
Pump Depth (m)	40	Pressure required to collect sample	Tank 1 - 50 psi	Field Personnel:	J. Sullivan

Date	Time	Pressure set on control box (psi)	Flow setting on Controller Unit	Flow Rate (mL/min)	Volume Removed (L)	Cumulative Volume Removed (L)	Water Level (m)	pH	EC (µS/cm)	TDS (mg/L)	Salinity (ppt)	Temp. °C	DO (mg/L)	ORP (mV)	Turbidity (NTU)	Comments
7-Sep-21	7:25	Low	27				1.48									
7-Sep-21	7:29	Low	27				1.53	8.00	0.24	0.16	0	19.52	0.34	-77	17.9	clear, strong odour
7-Sep-21	7:32	Low	27	100	0.3	0.3	1.53	7.67	0.238	0.15	0	20.13	0.11	-156	16.2	clear, strong odour
7-Sep-21	7:37	Low	27	100	0.5	0.8	1.54-1.62	7.79	0.237	0.15	0	20.34	0	-195	2.8	clear, strong odour
7-Sep-21	7:45	Low	27	100	0.8	1.6	1.57-1.65	7.87	0.238	0.15	0	20.32	0	-214	0.6	clear, slight odour
7-Sep-21	8:00	Low	27	97	1.45	3.05	1.57-1.65	8.15	0.237	0.15	0	20.47	0	-223	0.6	clear, slight odour
7-Sep-21	8:15	Low	27	97	1.45	4.5	1.62-1.7	8.20	0.238	0.15	0	20.55	0	-226	0.7	clear, slight odour
7-Sep-21	8:30	Low	27	93	1.4	5.9	1.68-1.76	8.23	0.236	0.15	0	20.61	0	-231	1.0	clear, slight odour
7-Sep-21	8:45	Low	27	97	1.45	7.35	1.69-1.77	8.24	0.236	0.15	0	20.65	0	-234	0.6	clear, slight odour
7-Sep-21	9:00	Low	27	95	1.42	8.77	1.72-1.79	8.16	0.235	0.15	0	20.5	0	-235	6.0	clear, slight odour
7-Sep-21	9:15	Low	27	97	1.45	10.22	1.73-1.81	8.25	0.235	0.15	0	20.44	0	-236	0.8	clear, slight odour
7-Sep-21	9:30	Low	27	95	1.42	11.64	1.74-1.82	8.27	0.235	0.15	0	20.45	0	-234	0.4	clear, slight odour
7-Sep-21	9:45	Low	27	93	1.4	13.04	1.76-1.84	8.27	0.234	0.15	0	20.6	0	-242	0.9	clear, slight odour
7-Sep-21	10:00	Low	27	97	1.45	14.49	1.77-1.85	8.27	0.234	0.15	0	20.69	0	-244	1.0	clear, slight odour
7-Sep-21	10:15	Low	27	97	1.45	15.94	1.77-185	8.26	0.236	0.15	0	20.69	0	-245	0.9	clear, slight odour
7-Sep-21	10:30	Low	27	97	1.45	17.39	1.78-1.86	8.25	0.235	0.15	0	20.58	0	-246	0.9	clear, slight odour
7-Sep-21	10:45	Low	27	97	1.45	18.84	1.79-1.87	8.25	0.235	0.15	0	20.56	0	-247	0.8	clear, slight odour
7-Sep-21	11:00	Low	27	97	1.45	20.29	1.8-1.88	8.30	0.234	0.15	0	20.58	0	-248	0.7	clear, slight odour
7-Sep-21	11:15	Low	27	97	1.45	21.74	1.8-1.89	8.31	0.233	0.15	0	20.62	0	-249	0.8	clear, slight odour
7-Sep-21	11:30	Low	27	95	1.42	23.16	1.8-1.90	8.31	0.234	0.15	0	20.59	0	-248	0.8	clear, slight odour
7-Sep-21	11:45	Low	27	97	1.45	24.61	1.8-1.91	8.31	0.234	0.15	0	20.58	0	-250	0.7	clear, slight odour
7-Sep-21	12:00	Low	27	97	1.45	26.06	1.805-1.885	8.31	0.234	0.15	0	20.61	0	-251	0.7	clear, slight odour
7-Sep-21	1:00	Start Sampling				26.06	1.82-1.9									
7-Sep-21	1:54	Finish Sampling MW-IPD-07, MW-IPD-07-DUP-1, MW-IPD-07-DUP-2				38.16										
7-Sep-21	13:54	Low	27			38.16										
7-Sep-21	13:56	Low	27			38.16	1.82-1.9	8.28	0.234	0.15	0	17.92	0.29	-59	10.5	clear, slight sulphur odor
7-Sep-21	14:00	Low	27	90	0.36	38.52	1.82-1.10	8.30	0.235	0.15	0	19.47	0.00	-126	12.4	clear, slight sulphur odor
7-Sep-21	14:10	Low	27	97	0.97	39.49	1.82-1.11	8.31	0.236	0.15	0	19.96	0.00	-173	1.2	clear, slight sulphur odor
7-Sep-21	14:20	Low	27	95	0.95	40.44	1.82-1.12	8.30	0.235	0.15	0	20.41	0.00	-212	0.8	clear, slight sulphur odor
7-Sep-21	14:30	Low	27	95	0.95	41.39	1.82-1.13	8.32	0.234	0.15	0	20.5	0.00	-229	0.8	clear, slight sulphur odor
7-Sep-21	14:40	Low	27	95	0.95	42.34	1.82-1.14	8.30	0.234	0.15	0	20.51	0.00	-238	0.7	clear, slight sulphur odor

APPENDIX A
Monitoring Well Development Logs - September 2021
Agnico Eagle Mines Limited
Meadowbank Mine, Nunavut

Location	MW-IPD-09	Nitrogen Tank Pressure (Start)	Tank 1 - 200 psi / Tank 2 - 2400 psi	Date:	2021-09-06
Screen Depth (m)	62-80	Nitrogen Tank Pressure (End)	Tank 1 - 200 psi / Tank 2 - 2100 psi	Static Water Level:	1.66
Pump Depth (m)	70	Pressure required to collect sample	Tank 1 - 200 psi / Tank 2 - 300 psi	Field Personnel:	J. Sullivan

Date	Time	Pressure set on control box (psi)	Flow setting on Controller Unit	Flow Rate (mL/min)	Volume Removed (L)	Cumulative Volume Removed (L)	Water Level (m)	pH	EC (µS/cm)	TDS (mg/L)	Salinity (ppt)	Temp. °C	DO (mg/L)	ORP (mV)	Turbidity (NTU)	Comments
6-Sep-21	12:45	35	high				1.66									
6-Sep-21	12:48	35	high				1.89	8.01	0.229	0.15	0	14.23	0.18	-69	15.5	
6-Sep-21	12:55	40	high	114	0.8	0.8	2.05	7.77	0.217	0.14	0	17.38	0	-182	8.3	clear, mettalic odor
6-Sep-21	13:00	35	high	110	0.55	1.35	2.08	7.90	0.216	0.14	0	17.4	0	-203	3.9	clear, mettalic odor
6-Sep-21	13:15	35	high	100	1.5	2.85	2.12	8.14	0.215	0.14	0	17.62	0	-220	1.3	clear, mettalic odor
6-Sep-21	13:30	35	high	100	1.5	4.35	2.17	8.20	0.214	0.14	0	17.7	0	-223	1.2	clear, mettalic odor
6-Sep-21	13:45	35	high	100	1.5	5.85	2.18	8.21	0.213	0.14	0	17.8	0	-225	1.6	clear, mettalic odor
6-Sep-21	14:00	35	high	100	1.5	7.35	2.19	8.24	0.214	0.14	0	17.82	0	-227	1.4	clear, mettalic odor
6-Sep-21	14:15	35	high	100	1.5	8.85	2.22	8.25	0.213	0.14	0	17.93	0	-228	1.7	clear, mettalic odor
6-Sep-21	14:30	35	high	100	1.5	10.35	2.23	8.26	0.213	0.14	0	17.99	0	-230	1.6	clear, mettalic odor
6-Sep-21	14:45	35	high	100	1.5	11.85	2.23	8.27	0.214	0.14	0	18.01	0	-231	1.4	clear, mettalic odor
6-Sep-21	15:00	35	high	100	1.5	13.35	2.23	8.27	0.213	0.14	0	18.03	0	-232	1.3	clear, mettalic odor
6-Sep-21	15:15	35	high	100	1.5	14.85	2.23	8.27	0.213	0.14	0	18.06	0	-232	1.4	clear, mettalic odor
6-Sep-21	15:15	Start sampling														
6-Sep-21	17:00	End sampling MW-IPD-09, MW-IPD-09-DUP-1, MW-IPD-09-DUP-2														

APPENDIX A
Monitoring Well Development Logs - September 2021
Agnico Eagle Mines Limited
Meadowbank Mine, Nunavut

Location	MW-16-01	Nitrogen Tank Pressure (Start)	Tank 1 - 290 psi / Tank 2 - 1400 psi / Tank 3 - 2300 psi	Date:	2021-09-04
Screen Depth (mah)	89-101	Nitrogen Tank Pressure (End)	Tank 1 - <50 psi / Tank 2 - 600 psi / Tank 3 - 2300 psi	Static Water Level:	5.37
Pump Depth (mah)	~90	Pressure required to collect sample	Tank 1 - 240 psi / Tank 2 - 800 psi / Tank 3 - 0 psi	Field Personnel:	J. Sullivan

Date	Time	Pressure set on control box (psi)	Flow setting on Controller Unit	Flow Rate (mL/min)	Volume Removed (L)	Cumulative Volume Removed (L)	Water Level (m)	pH	EC (µS/cm)	TDS (mg/L)	Salinity (ppt)	Temp. °C	DO (mg/L)	ORP (mV)	Turbidity (NTU)	Comments
4-Sep-21	7:50	55	High				5.37									
4-Sep-21	7:56	55	High	Start			5.38	5.89	3.190	2.03	1.1	14.26	1.04	3	0.6	Clear, yellow tint
4-Sep-21	8:00	55	High	112.5	0.45	0.45	5.38	7.12	3.15	2.02	1.1	14.29	0.72	-117	0.8	Clear, yellow tint
4-Sep-21	8:05	55	High	106	0.53	0.98	5.38	7.57	3.12	2.00	1.1	14.2	0.42	-145	1.1	Clear, yellow tint
4-Sep-21	8:10	55	High	100	0.5	1.48	5.38	7.79	3.12	1.99	1.1	14.11	0.18	-157	0.6	Clear, yellow tint
4-Sep-21	8:15	55	High	100	0.5	1.98	5.38	7.86	3.11	1.99	1.1	14.12	0.06	-112	0.8	Clear, yellow tint
4-Sep-21	8:30	55	High	100	1.5	3.48	5.38	7.96	3.1	1.99	1.1	13.89	0	-167	0.3	Clear, yellow tint
4-Sep-21	8:40	55	High	100	1.00	4.48	5.38	7.99	3.09	1.99	1.1	13.8	0	-169	0.7	Clear, yellow tint
4-Sep-21	8:50	50	High	85	0.85	5.33										
N tank replaced						5.33	5.37									
4-Sep-21	8:55	55	High	88	0.35	5.68	5.38	7.97	3.12	2.01	1.1	13.82	0	-153	1.2	Clear, yellow tint
4-Sep-21	9:00	57	High	110	0.55	6.23	5.38	8.01	3.08	1.97	1.1	13.47	0	-162	0.9	Clear, yellow tint
4-Sep-21	9:15	55	High	107	1.60	7.83	5.38	8.04	3.07	1.96	1.1	13.51	0	-168	1	Clear, yellow tint
4-Sep-21	9:30	55	High	100	1.5	9.33	5.38	8.04	3.06	1.96	1.1	13.61	0	-171	0.5	Clear, yellow tint
4-Sep-21	9:45	55	High	100	1.5	10.83	5.38	8.06	3.05	1.96	1	13.79	0	-173	0.4	Clear, yellow tint
4-Sep-21	10:00	55	High	100	1.5	12.33	5.38	8.05	3.08	1.96	1	13.7	0	-173	1	Clear, yellow tint
4-Sep-21	10:15	55	High	100	1.5	13.83	5.38	8.06	3.06	1.96	1	13.7	0	-174	1.1	Clear, yellow tint
4-Sep-21	10:30	55	High	100	1.5	15.33	5.38	8.07	3.05	1.95	1	13.78	0	-175	0.9	Clear, yellow tint
4-Sep-21	10:45	55	High	100	1.5	16.83	5.38	8.07	3.03	1.94	1	13.8	0.00	-176	1.1	Clear, yellow tint
4-Sep-21	11:00	55	High	100	1.5	18.33	5.38	8.07	3.03	1.94	1	13.86	0.00	-177	1	Clear, yellow tint
4-Sep-21	11:00	Start sampling														
4-Sep-21	12:50	End sampling MW-16-01, MW-16-01-DUP-1, MW-16-01-DUP-2 and FB-21-2														

Notes:
Water level measurements reference meters below the top of the well casing
m = metres
mL/min = millimeter per minute
L = Litre
µS/cm = microsiemens per centimetre
psi = pounds per square inch
mg/L = milligram per litre
mV = millivolt
NTU = nephelometric turbidity units
ORP = oxygen reduction potential
ppt = parts per trillion
ppm = parts per million

APPENDIX B

2021 Groundwater Quality Results and Quality Assurance/Quality Control Analysis

APPENDIX B

Table B-1: 2021 Groundwater Monitoring Program Water Quality Results

Agnico Eagle Mines Limited, Meadowbank Mine, Nunavut

Water Quality Criteria / Mine Area			GUIDELINES	DISCHARGE CRITERIA			South Cell/Central Dike				East Flat					
Monitoring Location		THIRD PORTAGE LAKE	CCME Guidelines	MMER Max. Monthly Mean	Water License, Max. Avg Conc.	Water License, Max. Avg Conc.	MW-16-01				MW-IPD-01(D)				MW-IPD-01(S)	
Sample ID							MW-16-01	MW-16-01-DUP-1	MW-16-01	MW-16-01-DUP-1	MW-IPD-01D	MW-IPD-01D-DUP-1	MW-IPD-01D	MW-IPD-01D-DUP-1	MW-IPD-01S	MW-IPD-01S-DUP-1
Sample Type								Duplicate		Duplicate				Duplicate		Duplicate
Date		Average- East Basin Summer 2015	Long Term, Based on 3PL quality	Schedule 4	Part F of License	Part F of License	23-Jul-2021 (2)	23-Jul-2021 (2)	04-Sep-2021	04-Sep-2021	24-Jul-2021	24-Jul-2021	05-Sep-2021	05-Sep-2021	21-Jul-2021	21-Jul-2021
Field Parameters																
Temperature	°C	--	--	--	--	--	14.53	-	13.86	-	15.3	-	20.52	-	24.57	-
pH	-	--	--	--	--	--	7.63	-	8.07	-	7.9	-	8.18	-	7.69	-
Conductivity	µS/cm	--	--	--	--	--	3350	-	3030	-	397	-	363	-	517	-
Oxidation-Reduction Potential	millivolts	--	--	--	--	--	-154	-	-177	-	-152	-	-194	-	134	-
Turbidity	NTU	--	--	--	--	--	0.8	-	1	-	9.9	-	18.1	-	0	-
Salinity	PSU	--	--	--	--	--	--	-	1.0	-	-	-	0.1	-	-	-
Total Dissolved Solids	mg/L	--	--	--	--	--	*2178*	-	1940	-	*258*	-	235	-	*336*	-
Dissolved Oxygen (Field)	mg/l	--	--	--	--	--	0	-	0	-	0.34	-	0	-	0	-
General Chemistry																
Alkalinity (Total as CaCO3)	mg/l	9.1	--	--	--	--	150	150	150	150	100	100	100	100	54	54
Alkalinity, Bicarbonate (HCO3) as CaCO3	mg/l	--	--	--	--	--	150	150	150	150	100	100	100	100	53	54
Alkalinity, Carbonate as CaCO3	mg/l	--	--	--	--	--	<1.0	<1.0	1.1	1.3	1.3	1.1	1.3	<1.0	<1.0	<1.0
Conductivity	uS/cm	--	--	--	--	--	3240	3220	3160	3180	372	369	373	375	491	493
Dissolved Organic Carbon	mg/l	--	--	--	--	--	31	31	30	30	1.2	1.3	1.3	1.3	0.85	0.82
Hardness, Calcium Carbonate, dissolved	mg/l	12.05	--	--	--	--	1050	1030	1020	1020	118	117	117	118	225	225
Reactive Silica	mg/l	--	--	--	--	--	9.8	8.7	8.3	9.1	7.2	7.3	7.2	7.3	7.3	7
Salinity	-	--	--	--	--	--	<2.0	<2.0	<2.0	<2.0	<2.0	<2.0	<2.0	<2.0	<2.0	<2.0
Total Dissolved Solids (measured)	mg/l	22	--	--	--	--	2440	2410	2510	2510	220	210	215	210	330	315
Total Organic Carbon	mg/l	--	--	--	--	--	32	33	31	31	1.2	1.2	1.3	1.3	0.8	0.81
Total Suspended Solids	mg/l	< 1	(1)	15	15	15	14	15	13	13	**28**	**25**	8	9	<1	<1
Turbidity	NTU	--	--	--	--	--	71	76	81	28	5.2	3	3.6	4.4	<0.1	<0.1
Total Metals																
Aluminum	mg/l	0.007475	0.1 (2)	--	1.5	1.5	0.0029	0.0024	<0.0060	<0.0060	0.341	0.502	0.547	0.522	0.00276	0.00291
Antimony	mg/l	--	--	--	--	--	<0.000040	<0.000040	<0.000040	<0.000040	0.000029	0.000031	<0.000020	<0.000020	0.000149	0.00014
Arsenic	mg/l	0.00051	0.005	0.5	0.3	0.1	0.212	0.216	0.229	0.234	0.0299	0.0298	0.026	0.026	0.0325	0.0333
Barium	mg/l	0.0036575	--	--	--	--	0.0209	0.022	0.0222	0.0233	0.0223	0.0227	0.0225	0.0223	0.00542	0.00554
Beryllium	mg/l	--	--	--	--	--	<0.000020	<0.000020	<0.000020	<0.000020	0.000076	0.00007	0.000045	0.000045	<0.000010	<0.000010
Bismuth	mg/l	--	--	--	--	--	<0.000010	<0.000010	<0.000020	<0.000020	0.0000192	0.0000197	0.0000091	0.0000069	<0.0000050	<0.0000050
Boron	mg/l	--	--	--	--	--	0.087	0.087	0.088	0.089	0.179	0.181	0.195	0.198	0.091	0.092
Cadmium	mg/l	0.000003	0.00004(3)	--	0.002	0.002	<0.000010	<0.000010	<0.000010	<0.000010	<0.0000050	0.0000057	<0.0000050	<0.0000050	0.0000331	0.0000328
Calcium	mg/l	--	--	--	--	--	275	281	273	277	24.8	24.2	23.1	23.4	41.5	41.5
Chromium	mg/l	0.00011	0.001 (4)	--	--	--	0.00468	0.00504	<0.00020	<0.00020	0.00017	0.00013	<0.00010	<0.00010	0.00015	<0.00010
Cobalt	mg/l	--	--	--	--	--	0.0152	0.0158	0.0167	0.017	0.0000668	0.0000627	0.0000478	0.0000438	0.00734	0.00731
Copper	mg/l	0.00060	0.002 (5)	0.3	0.1	0.1	0.00022	0.00022	<0.00020	<0.00020	0.000066	0.000055	0.000122	0.000074	0.0018	0.00186
Iron	mg/l	0.01733	0.3	--	--	--	5.87	5.99	5.92	6.05	0.338	0.316	0.357	0.31	0.0119	0.0117
Lead	mg/l	0.00003	0.001 (6)	0.2	0.1	0.1	<0.000010	<0.000010	0.000042	<0.000040	0.000764	0.000782	0.000374	0.000351	0.0000227	0.0000241
Lithium	mg/l	--	--	--	--	--	0.0112	0.0108	0.0114	0.0114	0.00608	0.00595	0.00675	0.00676	0.00321	0.00328
Magnesium	mg/l	--	--	--	--	--	87.7	89.9	86.9	88.6	14.8	14.7	15	14.9	30.4	30.6
Manganese	mg/l	0.00155	--	--	--	--	2.45	2.56	2.62	2.68	0.0512	0.0507	0.0546	0.0538	0.853	0.864
Mercury	mg/l	0.00000	0.000026	--	0.0004	0.0004	<0.00010	<0.00010	<0.00010	<0.00010	<0.00001	<0.00001	<0.00001	<0.00001	<0.00001	<0.00001
Molybdenum	mg/l	0.00019	0.073	--	--	--	0.0506	0.0519	0.0551	0.0573	0.00899	0.00897	0.00942	0.00932	0.00438	0.00455
Nickel	mg/l	0.00059	0.025 (6)	0.5	0.2	0.2	0.00573	0.006	0.00173	0.00178	0.000496	0.000491	0.000607	0.000602	0.117	0.116
Potassium	mg/l	--	--	--	--	--	20.6	21.2	22.4	22.9	1.29	1.28	1.28	1.24	4.43	4.42
Selenium	mg/l	0.00003	0.001	--	--	--	0.000138	0.000156	<0.000080	<0.000080	<0.000040	<0.000040	<0.000040	<0.000040	0.000183	0.000175
Silicon	mg/l	--	--	--	--	--	4.28	4.28	4.42	4.53	4.64	4.65	4.92	5.08	2.92	2.95
Silver	mg/l	0.00001	0.00025	--	--	--	<0.000010	<0.000010	<0.000020	<0.000020	<0.0000050	<0.0000050	<0.0000050	<0.0000050	<0.0000050	<0.0000050
Sodium	mg/l	--	--	--	--	--	324	337	337	343	26.3	26.2	25.5	25	4.69	4.74
Strontium	mg/l	0.01323	--	--	--	--	1.23	1.25	1.2	1.24	0.328	0.334	0.325	0.324	0.197	0.205
Thallium	mg/l	0.00001	0.0008	--	--	--	0.0000143	<0.0000040	0.0000056	<0.0000040	<0.0000020	<0.0000020	<0.0000020	<0.0000020	0.0000102	0.0000116
Tin	mg/l	--	--	--	--	--	<0.00040	<0.00040	<0.00040	<0.00040	<0.00020	<0.00020	<0.00020	<0.00020	<0.00020	<0.00020
Titanium	mg/l	--	--	--	--	--	<0.0010	<0.0010	<0.0040	<0.0040	0.00523	0.00592	0.00669	0.0059	<0.00050	<0.00050
Uranium	mg/l	0.00005	0.015	--	--	--	0.00479	0.00488	0.00482	0.00492	0.000933	0.000952	0.000794	0.00079	0.00413	0.00422
Vanadium	mg/l	--	--	--	--	--	<0.00040	<0.00040	<0.00040	<0.00040	<0.00020	<0.00020	<0.00020	<0.00020	<0.00020	<0.00020
Zinc	mg/l	0.00150	0.03	0.5	0.4	0.2	0.0019	0.00199	<0.0020	<0.0020	0.00268	0.00256	0.00099	0.001	0.00338	0.00345
Dissolved Metals																
Aluminum	mg/l	0.0018	--	--	1	1	0.0039	0.0024	0.0042	0.0051	0.00156	0.00682	0.00586	0.00275	0.00298	0.00308
Antimony	mg/l	--	--	--	--	--	<0.000040	<0.000040	<0.000040	<0.000040	<0.000020	<0.000020	<0.000020	<0.000020	0.000137	0.000149
Arsenic	mg/l	0.00048	--	0.5	--	--	0.214	0.213	0.221	0.22	0.029	0.0286	0.0265	0.0265	0.0324	0.0321
Barium	mg/l	0.00366	--	--	--	--	0.0215	0.0216	0.0222	0.0219	0.0211	0.0214	0.0218	0.0216	0.00548	0.00563
Beryllium	mg/l	--	--	--	--	--	<0.000020	<0.000020	<0.000020	<0.000020	<0.000010	<0.000010	<0.000010	<0.000010	<0.000010	<0.000010
Bismuth	mg/l	--	--	--	--	--	<0.000010	<0.000010	<0.000010	<0.000010	<0.0000050	<0.0000050	<0.0000050	<0.0000050	<0.0000050	<0.0000050
Boron	mg/l	--	--	--	--	--	0.083	0.082	0.087	0.084	0.177	0.174	0.183	0.182	0.082	0.081
Cadmium	mg/l	0.00000	--	--	--	--	<0.000010	<0.000010	<0.000010	<0.000010	<0.0000050	<0.0000050	<0.0000050	<0.0000050	0.0000287	0.0000335
Calcium	mg/l	--	--	--	--	--	276	267	268	269	23.7	23.6	23.3	23.7	41.9	41.8
Chromium	mg/l	0.00005	--	--	--	--	0.0004	0.00042	<0.00020	0.00105	0.00013	0.00016	<0.00010	<0.00010	<0.00010	0.00011
Cobalt	mg/l	--	--	--	--	--	0.0156	0.0156	0.017	0.0166	0.0000292	0.0000285	0.0000388	0.0000341	0.00712	0.00699

APPENDIX B

Table B-1: 2021 Groundwater Monitoring Program Water Quality Results

Agnico Eagle Mines Limited, Meadowbank Mine, Nunavut

Water Quality Criteria / Mine Area			GUIDELINES	DISCHARGE CRITERIA			South Cell/Central Dike				East Flat					
Monitoring Location		THIRD PORTAGE LAKE	CCME Guidelines	MMER Max. Monthly Mean	Water License, Max. Avg Conc.	Water License, Max. Avg Conc.	MW-16-01				MW-IPD-01(D)				MW-IPD-01(S)	
Sample ID							MW-16-01	MW-16-01-DUP-1	MW-16-01	MW-16-01-DUP-1	MW-IPD-01D	MW-IPD-01D-DUP-1	MW-IPD-01D	MW-IPD-01D-DUP-1	MW-IPD-01S	MW-IPD-01S-DUP-1
Sample Type								Duplicate		Duplicate				Duplicate		Duplicate
Date		Average- East Basin Summer 2015	Long Term, Based on 3PL quality	Schedule 4	Part F of License	Part F of License	23-Jul-2021 (2)	23-Jul-2021 (2)	04-Sep-2021	04-Sep-2021	24-Jul-2021	24-Jul-2021	05-Sep-2021	05-Sep-2021	21-Jul-2021	21-Jul-2021
Copper	mg/l	0.00052	--	0.3	--	--	0.00015	<0.00010	<0.00010	0.00033	<0.000050	<0.000050	<0.000050	<0.000050	0.0016	0.00154
Iron	mg/l	0.00500	--	--	--	--	5.89	5.85	5.85	5.77	0.144	0.142	0.152	0.145	0.0053	0.0055
Lead	mg/l	0.00003	--	0.2	--	--	<0.000010	0.000026	0.000021	0.000024	0.0000156	0.0000168	0.0000437	0.0000297	0.0000102	0.0000086
Lithium	mg/l	--	--	--	--	--	0.0115	0.0109	0.0122	0.0117	0.00591	0.00578	0.00586	0.00581	0.00306	0.00294
Magnesium	mg/l	--	--	--	--	--	86.5	88.6	85.3	83.8	14.3	14.1	14.2	14.3	29.2	29.2
Manganese	mg/l	0.00117	--	--	--	--	2.51	2.51	2.45	2.39	0.0483	0.0472	0.0552	0.0543	0.855	0.833
Mercury	mg/l	0.00000	--	--	--	--	<0.00010	<0.00010	<0.00010	<0.00010	<0.00001	<0.00001	<0.00001	<0.00001	<0.00001	<0.00001
Molybdenum	mg/l	0.00018	--	--	--	--	0.0516	0.0508	0.0531	0.0519	0.00893	0.00892	0.0092	0.00912	0.00434	0.00441
Nickel	mg/l	0.00049	--	0.5	--	--	0.0058	0.00568	0.00171	0.00177	0.000416	0.000407	0.000477	0.000465	0.115	0.113
Potassium	mg/l	--	--	--	--	--	21	20.6	21.7	21.5	1.24	1.24	1.23	1.2	4.5	4.41
Selenium	mg/l	0.00003	--	--	--	--	<0.000080	<0.000080	<0.000080	<0.000080	<0.000040	<0.000040	<0.000040	<0.000040	0.00019	0.000184
Silicon	mg/l			--	--	--	4.33	4.2	4.34	4.31	3.32	3.32	3.3	3.37	2.95	2.85
Silver	mg/l	0.000005	--	--	--	--	<0.000010	<0.000010	<0.000010	<0.000010	<0.0000050	<0.0000050	<0.0000050	<0.0000050	<0.0000050	<0.0000050
Sodium	mg/l	--	--	--	--	--	326	339	326	321	25.6	25.2	24.9	25	4.69	4.6
Strontium	mg/l	0.01345	--	--	--	--	1.27	1.27	1.21	1.2	0.326	0.321	0.314	0.315	0.212	0.209
Thallium	mg/l	0.00001	--	--	--	--	0.0000071	<0.0000040	0.0000103	0.0000083	<0.0000020	<0.0000020	<0.0000020	<0.0000020	0.00001	0.0000116
Tin	mg/l	--	--	--	--	--	<0.00040	<0.00040	<0.00040	<0.00040	<0.00020	<0.00020	<0.00020	<0.00020	<0.00020	<0.00020
Titanium	mg/l	--	--	--	--	--	<0.0010	<0.0010	<0.0010	<0.0010	<0.00050	<0.00050	<0.00050	<0.00050	<0.00050	<0.00050
Uranium	mg/l	0.00005	--	--	--	--	0.00505	0.00508	0.00472	0.00476	0.000631	0.000633	0.000663	0.00064	0.0042	0.00415
Vanadium	mg/l	--	--	--	--	--	<0.00040	<0.00040	<0.00040	<0.00040	<0.00020	<0.00020	<0.00020	<0.00020	<0.00020	<0.00020
Zinc	mg/l	0.00063	--	0.5	--	--	0.00273	0.00144	0.00309	0.00367	0.00085	0.0006	0.00026	0.00018	0.00441	0.00435
Anions																
Bromide	mg/l	--	--	--	--	--	2	2.1	2.1	2.3	0.7	0.64	0.61	0.62	0.086	0.082
Chloride	mg/l	0.793	120	--	1000	500	280	270	290	290	56	56	56	52	6.3	6.5
Fluoride	mg/l	0.0793	0.12	--	--	--	0.39	0.38	0.35	0.34	0.62	0.63	0.58	0.59	0.39	0.39
Sulphate	mg/l	5.1	--	--	--	--	1300	1400	1300	1300	5.4	4.5	5.5	5.3	190	190
Nutrients																
Ammonia Nitrogen as NH4	mg/l	0.0145	1.83	--	16	20	12	12	13	13	<0.0016	<0.0016	0.08	0.07	<0.0013	<0.0013
Ammonia Nitrogen	mg/l	0.0145	1.83	--	16	20	9.3	9.6	11	11	0.046	0.045	0.044	0.042	0.03	0.03
Ammonia, unionized	mg/l						0.13	0.13	0.36	0.36	<0.0016	<0.0016	0.005	0.0039	<0.0013	<0.0013
Nitrogen, Nitrate-Nitrite	mg/l						<0.10	<0.10	<0.10	<0.10	<0.10	<0.10	<0.10	<0.10	0.42	0.42
Nitrate as N	mg/l	0.0331	2.9355	--	20	50	<0.10	<0.10	<0.10	<0.10	<0.10	<0.10	<0.10	<0.10	0.42	0.42
Nitrite as N	mg/l	--	--	--	--	--	<0.010	<0.010	<0.010	<0.010	<0.010	<0.010	<0.010	<0.010	<0.010	<0.010
Phosphate, Ortho	mg/l	--	--	--	--	--	0.0011	0.0015	<0.0010	0.0014	0.0048	0.0046	0.0039	0.0042	0.022	0.021
Nitrogen, Total Kjeldahl	mg/l	--	--	--	--	--	40	43	47	45	0.1	0.12	0.1	0.16	0.12	0.13
Phosphorus	mg/l	0.0026	0.0040	--	1	1.5	0.05	0.053	0.065	0.063	0.0051	0.0042	0.0033	0.0027	0.017	0.0096
Cyanide																
Total Cyanide	mg/l	0.0005	0.0050	1	0.5	0.5	0.05	0.048	0.26	0.049	<0.0050	<0.0050	<0.0050	<0.0050	<0.0050	<0.0050
Free Cyanide	mg/l	--	--	--	--	--	0.056	0.023	0.012	0.031	0.0025	0.0018	<0.0010	<0.0010	0.0011	<0.0010
Weak Acid Dissociable Cyanide	mg/l	--	--	--	--	--	0.018	0.018	0.018	0.014	0.0013	<0.0010	0.0032	<0.0010	<0.0010	<0.0010
QA/QC																
TDS (lab calculated)	mg/l	--	--	--	--	--	2600	2600	2800	2800	230	230	240	240	320	320
Lab measured vs Calculated TDS	%	--	--	--	--	--	94%	93%	90%	90%	96%	91%	90%	88%	103%	98%
Sum Cations(10)	meq	--	--	--	--	--	36.3	36.6	35.8	35.6	3.5	3.5	3.4	3.5	4.8	4.8
Sum Anions (11)	meq	--	--	--	--	--	37.5	39.3	37.8	37.8	3.4	3.4	3.4	3.3	5.0	5.0
Ionic Balance	%	--	--	--	--	--	-1.7%	-3.6%	-2.6%	-3.1%	1.7%	1.4%	1.0%	3.2%	-2.2%	-2.5%

Notes :

- : No data available

-- : No criteria available

Bold values are exceeding Water License, Max. Avg Conc. Discharge to 3PL

3PL denotes Third Portage Lake

(1) Maximum 5 mg/L increase from background

(2) pH 3PL > 6.5

(3) 3PL hardness < 17 mg/L CaCO3

(4) Based on Cr(VI)

(5) 3PL hardness < 82 mg/L CaCO3

(6) 3PL hardness < 60 mg/L CaCO3

(7) @15 C & pH 7.5

(8) 13 mg/L as NO3

APPENDIX B

Table B-1: 2021 Groundwater Monitoring Program Water Quality Results

Agnico Eagle Mines Limited, Meadowbank Mine, Nunavut

Water Quality Criteria / Mine Area			East Flat	Goose Pit				Portage Pit-E					Portage Pit-A
Monitoring Location			MW-IPD-01(S)	MW-IPD-07				MW-IPD-09				Pit-E Seep	Pit-A Seep
Sample ID		MW-IPD-01S	MW-IPD-01S-A	MW-IPD-07	MW-IPD-07-DUP-1	MW-IPD-07	MW-IPD-07-DUP-1	MW-IPD-09	MW-IPD-09-DUP-1	MW-IPD-09	MW-IPD-09-DUP-1	Pit E Seep	Pit-A Seep
Sample Type					Duplicate				Duplicate		Duplicate		
Date		06-Sep-2021	08-Sep-2021	19-Jul-2021	19-Jul-2021	07-Sep-2021	07-Sep-2021	20-Jul-2021	20-Jul-2021	06-Sep-2021	06-Sep-2021	01-Aug-21	01-Aug-21
Field Parameters													
Temperature	°C	22.73	23.88	21.16	-	20.51	-	19.27	-	18.06	-	9.7	9.3
pH	-	8.47	8.35	8.28	-	8.3	-	7.86	-	8.27	-	7.96	7.72
Conductivity	µS/cm	128	126	256	-	234	-	221	-	213	-	1298	960
Oxidation-Reduction Potential	millivolts	-32	-94	-215	-	-238	-	-178	-	-232	-	-	-
Turbidity	NTU	0.8	0	0	-	0.7	-	0	-	1.4	-	0.78	0.81
Salinity	PSU	0.0	0.0	-	-	0	-	-	-	0	-	-	-
Total Dissolved Solids	mg/L	0	0	*166*	-	152	-	*144*	-	138	-	-	-
Dissolved Oxygen (Field)	mg/l	0	0	0	-	0	-	0	-	0	-	98.9	92
General Chemistry													
Alkalinity (Total as CaCO3)	mg/l	55	55	100	100	100	100	68	69	71	71	91	35
Alkalinity, Bicarbonate (HCO3) as CaCO3	mg/l	54	55	100	100	100	100	67	69	70	70	91	35
Alkalinity, Carbonate as CaCO3	mg/l	<1.0	<1.0	1.5	1.3	1.5	1.6	<1.0	<1.0	<1.0	<1.0	<1.0	<1.0
Conductivity	uS/cm	147	139	249	247	255	253	215	215	219	219	1300	1000
Dissolved Organic Carbon	mg/l	0.76	0.84	1.2	1.3	0.97	0.97	1.1	0.96	0.83	0.81	1.2	0.91
Hardness, Calcium Carbonate, dissolved	mg/l	55.2	57.8	73.6	72.6	72.3	71.9	65.3	65.7	62.6	62.2	695	510
Reactive Silica	mg/l	5.9	6	7.8	7.8	8.1	8.1	11	11	9.9	10	7.5	8.7
Salinity	-	<2.0	<2.0	<2.0	<2.0	<2.0	<2.0	<2.0	<2.0	<2.0	<2.0	-	-
Total Dissolved Solids (measured)	mg/l	85	88	125	125	160	150	105	95	140	125	1150	865
Total Organic Carbon	mg/l	0.72	0.76	1.3	1.4	1.1	1.2	0.87	0.89	0.82	0.81	1.3	0.76
Total Suspended Solids	mg/l	<1	<1	<1	<1	<1	<1	<1	1	<1	<1	**60**	1
Turbidity	NTU	<0.1	<0.1	0.2	0.2	0.2	0.2	0.2	0.3	0.1	<0.1	0.2	<0.1
Total Metals													
Aluminum	mg/l	0.00264	0.00288	0.00198	0.00163	0.00141	0.00158	0.00454	0.00477	0.00549	0.00486	0.302	0.0336
Antimony	mg/l	0.000103	0.000106	<0.000020	<0.000020	<0.000020	<0.000020	0.000044	0.000044	0.000026	0.000033	0.00116	0.00072
Arsenic	mg/l	0.0436	0.0434	0.00303	0.00299	0.00343	0.00347	0.0276	0.0278	0.0231	0.0232	0.127	0.00147
Barium	mg/l	0.00506	0.00521	0.0124	0.0124	0.0129	0.0124	0.00188	0.00185	0.00196	0.00154	0.0307	0.0106
Beryllium	mg/l	<0.000010	<0.000010	<0.000010	<0.000010	<0.000010	<0.000010	<0.000010	<0.000010	<0.000010	<0.000010	< 000010	<0.00010
Bismuth	mg/l	<0.0000050	<0.0000050	<0.0000050	<0.0000050	<0.0000050	<0.0000050	<0.0000050	<0.0000050	<0.0000050	<0.0000050	-	-
Boron	mg/l	0.025	0.023	0.238	0.233	0.247	0.237	0.086	0.088	0.09	0.092	0.136	0.085
Cadmium	mg/l	<0.0000050	<0.0000050	<0.0000050	<0.0000050	<0.0000050	<0.0000050	<0.0000050	<0.0000050	<0.0000050	<0.0000050	0.000018	0.000058
Calcium	mg/l	14	13.8	15.5	15.6	15.7	15.6	15	14.9	15.1	14.9	185	124
Chromium	mg/l	<0.00010	0.00117	0.0001	0.00012	<0.00010	<0.00010	0.00015	0.00018	<0.00010	0.00013	0.0095	<0.0010
Cobalt	mg/l	0.000693	0.000672	0.0000093	0.0000105	0.0000126	0.0000149	0.0000287	0.0000278	0.0000171	0.0000182	-	-
Copper	mg/l	0.000607	0.000676	<0.000050	<0.000050	<0.000050	<0.000050	<0.000050	<0.000050	<0.000050	<0.000050	0.00096	0.00408
Iron	mg/l	0.0097	0.0188	0.0946	0.0963	0.0905	0.0887	0.227	0.227	0.184	0.182	0.688	0.032
Lead	mg/l	0.000027	0.0000279	<0.0000050	<0.0000050	<0.0000050	<0.0000050	0.0000137	0.0000147	0.0000195	0.0000207	0.00059	<0.00020
Lithium	mg/l	0.00175	0.00172	0.00606	0.00589	0.00583	0.00575	0.00205	0.00205	0.00215	0.00217	0.0168	0.0153
Magnesium	mg/l	5.87	5.67	8.23	8.11	8.23	8.11	6.83	7.02	6.85	6.81	56.5	48.9
Manganese	mg/l	0.127	0.109	0.0679	0.0657	0.0644	0.0634	0.0483	0.0494	0.0352	0.0349	0.0532	0.421
Mercury	mg/l	<0.00001	<0.00001	<0.00001	<0.00001	<0.00001	<0.00001	<0.00001	<0.00001	<0.00001	<0.00001	<0.00001	<0.00001
Molybdenum	mg/l	0.0045	0.00445	0.00714	0.00702	0.00706	0.00696	0.0118	0.012	0.012	0.0121	0.0214	0.232
Nickel	mg/l	0.00315	0.00233	0.000122	0.000147	0.000133	0.000122	0.000862	0.000871	0.000262	0.000277	0.0634	0.0717
Potassium	mg/l	1.99	1.92	2.15	2.05	2.1	2.07	0.996	1.03	0.947	0.935	23.3	12.4
Selenium	mg/l	<0.000040	<0.000040	0.000131	0.000074	0.00138	0.00194	<0.000040	<0.000040	<0.000040	<0.000040	0.00122	0.00068
Silicon	mg/l	2.8	2.75	3.4	3.49	3.78	3.69	4.29	4.22	4.76	4.71	-	-
Silver	mg/l	<0.0000050	<0.0000050	<0.0000050	<0.0000050	<0.0000050	<0.0000050	<0.0000050	<0.0000050	<0.0000050	<0.0000050	-	-
Sodium	mg/l	3.89	3.97	24	23.2	22.9	22.2	16.6	17	17	17.2	17.5	10.8
Strontium	mg/l	0.0948	0.0954	0.163	0.161	0.157	0.157	0.125	0.126	0.132	0.131	-	-
Thallium	mg/l	<0.0000020	<0.0000020	0.0000058	<0.0000020	0.0000022	<0.0000020	<0.0000020	<0.0000020	<0.0000020	<0.0000020	0.000204	0.000104
Tin	mg/l	<0.00020	<0.00020	<0.00020	<0.00020	<0.00020	<0.00020	<0.00020	<0.00020	<0.00020	<0.00020	<0.0050	<0.0050
Titanium	mg/l	<0.00050	<0.00050	<0.00050	<0.00050	<0.00050	<0.00050	<0.00050	<0.00050	<0.00050	<0.00050	<0.0050	<0.0050
Uranium	mg/l	0.00393	0.00417	0.0000409	0.0000431	0.000045	0.0000404	0.000455	0.000454	0.000197	0.000202	-	-
Vanadium	mg/l	<0.00020	<0.00020	<0.00020	<0.00020	<0.00020	<0.00020	<0.00020	<0.00020	<0.00020	<0.00020	-	-
Zinc	mg/l	0.00072	0.00076	0.0006	0.00054	0.00028	0.0003	0.00059	0.00054	0.00054	0.00049	<0.0050	<0.0050
Dissolved Metals													
Aluminum	mg/l	0.00232	0.0025	0.00349	0.00227	0.0034	0.00125	0.00206	0.00251	0.00174	0.00166	0.0084	0.0153
Antimony	mg/l	0.000097	0.000104	<0.000020	<0.000020	<0.000020	<0.000020	0.000043	0.000043	0.000028	0.000024	0.00112	0.00073
Arsenic	mg/l	0.0413	0.0438	0.00293	0.00278	0.00343	0.0034	0.0272	0.0274	0.022	0.0221	0.124	0.00135
Barium	mg/l	0.00492	0.00493	0.0122	0.0121	0.0125	0.0124	0.00184	0.0018	0.00171	0.00179	0.029	0.0105
Beryllium	mg/l	<0.000010	<0.000010	<0.000010	<0.000010	<0.000010	<0.000010	<0.000010	<0.000010	<0.000010	<0.000010	<0.00010	<0.00010
Bismuth	mg/l	<0.0000050	<0.0000050	<0.0000050	<0.0000050	<0.0000050	<0.0000050	<0.0000050	<0.0000050	<0.0000050	<0.0000050	-	-
Boron	mg/l	0.025	0.024	0.242	0.245	0.234	0.236	0.087	0.085	0.09	0.089	0.117	0.084
Cadmium	mg/l	<0.0000050	<0.0000050	<0.0000050	<0.0000050	<0.0000050	<0.0000050	<0.0000050	<0.0000050	<0.0000050	<0.0000050	0.000011	0.000026
Calcium	mg/l	12.9	14	16.2	16.1	15.8	15.5	15.9	15.2	14.3	14.3	180	130
Chromium	mg/l	<0.00010	<0.00010	0.00017	0.00015	<0.00010	<0.00010	0.00013	0.00013	<0.00010	<0.00010	<0.0010	<0.0010
Cobalt	mg/l	0.000681	0.000638	0.0000105	0.0000105	0.0000162	0.0000249	0.0000219	0.0000225	0.0000142	0.0000137	-	-

APPENDIX B

Table B-1: 2021 Groundwater Monitoring Program Water Quality Results

Agnico Eagle Mines Limited, Meadowbank Mine, Nunavut

Water Quality Criteria / Mine Area			East Flat	Goose Pit				Portage Pit-E					Portage Pit-A
Monitoring Location			MW-IPD-01(S)	MW-IPD-07				MW-IPD-09				Pit-E Seep	Pit-A Seep
Sample ID		MW-IPD-01S	MW-IPD-01S-A	MW-IPD-07	MW-IPD-07-DUP-1	MW-IPD-07	MW-IPD-07-DUP-1	MW-IPD-09	MW-IPD-09-DUP-1	MW-IPD-09	MW-IPD-09-DUP-1	Pit E Seep	Pit-A Seep
Sample Type					Duplicate				Duplicate		Duplicate		
Date		06-Sep-2021	08-Sep-2021	19-Jul-2021	19-Jul-2021	07-Sep-2021	07-Sep-2021	20-Jul-2021	20-Jul-2021	06-Sep-2021	06-Sep-2021	01-Aug-21	01-Aug-21
Copper	mg/l	0.000567	0.000529	0.000167	<0.000050	<0.000050	<0.000050	<0.000050	<0.000050	<0.000050	<0.000050	0.00063	0.00348
Iron	mg/l	0.0096	0.0098	0.0701	0.0676	0.0747	0.0698	0.211	0.207	0.169	0.166	<0.0050	<0.0050
Lead	mg/l	0.0000224	0.00001	0.0000093	<0.0000050	<0.0000050	<0.0000050	<0.0000050	<0.0000050	0.0000055	<0.0000050	<0.00020	<0.00020
Lithium	mg/l	0.00168	0.00176	0.0059	0.0059	0.00534	0.00539	0.00221	0.00207	0.00206	0.00197	0.0118	0.0136
Magnesium	mg/l	5.57	5.57	8.38	8.43	7.99	8.06	7.18	7.04	6.55	6.47	58	53
Manganese	mg/l	0.112	0.11	0.0671	0.0657	0.0577	0.0579	0.0491	0.0491	0.0323	0.0317	0.0337	0.432
Mercury	mg/l	<0.00001	<0.00001	<0.00001	<0.00001	<0.00001	<0.00001	<0.00001	<0.00001	<0.00001	<0.00001	<0.00001	<0.00001
Molybdenum	mg/l	0.00413	0.0044	0.00709	0.00702	0.00693	0.00695	0.0118	0.0119	0.0113	0.011	0.0214	0.235
Nickel	mg/l	0.003	0.00234	0.000107	0.00014	0.000113	0.000088	0.000783	0.000786	0.000179	0.000197	0.0599	0.0717
Potassium	mg/l	1.8	1.96	2.02	2.06	2.02	2.03	1.05	1.04	0.884	0.851	22	12
Selenium	mg/l	<0.000040	<0.000040	0.000162	0.000186	0.000662	0.00068	<0.000040	<0.000040	<0.000040	<0.000040	0.00117	0.00067
Silicon	mg/l	2.58	2.82	3.44	3.42	3.57	3.57	4.23	4.28	4.48	4.42	-	-
Silver	mg/l	<0.0000050	<0.0000050	<0.0000050	<0.0000050	<0.0000050	<0.0000050	<0.0000050	<0.0000050	<0.0000050	<0.0000050	-	-
Sodium	mg/l	3.76	3.84	24	24	22.5	22.9	17.5	17.4	16.9	16.6	17	11
Strontium	mg/l	0.0904	0.0941	0.159	0.161	0.151	0.153	0.125	0.125	0.123	0.122	-	-
Thallium	mg/l	<0.0000020	<0.0000020	0.0000053	<0.0000020	<0.0000020	<0.0000020	<0.0000020	<0.0000020	<0.0000020	<0.0000020	0.000196	0.000105
Tin	mg/l	<0.00020	<0.00020	<0.00020	<0.00020	<0.00020	<0.00020	<0.00020	<0.00020	<0.00020	<0.00020	<0.0050	<0.0050
Titanium	mg/l	<0.00050	<0.00050	<0.00050	<0.00050	<0.00050	<0.00050	<0.00050	<0.00050	<0.00050	<0.00050	<0.0050	<0.0050
Uranium	mg/l	0.00382	0.00388	0.0000401	0.00004	0.0000415	0.0000388	0.000465	0.000446	0.000197	0.000195	-	-
Vanadium	mg/l	<0.00020	<0.00020	<0.00020	<0.00020	<0.00020	<0.00020	<0.00020	<0.00020	<0.00020	<0.00020	-	-
Zinc	mg/l	0.00067	0.00035	0.00049	0.0007	<0.00010	<0.00010	0.00135	0.00178	0.00018	0.00015	<0.0050	<0.0050
Anions													
Bromide	mg/l	0.054	0.054	0.076	0.071	0.068	0.075	0.028	0.029	0.025	0.038	-	-
Chloride	mg/l	4.2	3.8	4.9	4.9	5.3	5.4	2.4	2.3	1.8	1.9	84	5.3
Fluoride	mg/l	0.37	0.38	1.2	1.2	1.2	1.2	1	1.1	1.1	1.1	0.26	0.26
Sulphate	mg/l	11	11	17	16	20	20	37	36	35	35	460	440
Nutrients													
Ammonia Nitrogen as NH4	mg/l	0.06	0.07	0.12	0.1	0.16	0.15	<0.0016	<0.0016	<0.05	<0.05	< 0.061	0.068
Ammonia Nitrogen	mg/l	0.091	0.1	0.13	0.14	0.14	0.14	0.054	0.052	0.049	0.047	< 0.050	0.056
Ammonia, unionized	mg/l	0.0087	0.0082	0.0094	0.0079	0.013	0.012	<0.0016	<0.0016	<0.0037	<0.0037	-	-
Nitrogen, Nitrate-Nitrite	mg/l	<0.10	<0.10	<0.10	<0.10	<0.10	<0.10	<0.10	<0.10	<0.10	<0.10	11.3	3.93
Nitrate as N	mg/l	<0.10	<0.10	<0.10	<0.10	<0.10	<0.10	<0.10	<0.10	<0.10	<0.10	11.3	3.93
Nitrite as N	mg/l	<0.010	<0.010	<0.010	<0.010	<0.010	<0.010	<0.010	<0.010	<0.010	<0.010	< 0.010	< 0.010
Phosphate, Ortho	mg/l	0.024	0.029	0.023	0.022	0.037	0.029	0.024	0.023	0.028	0.029	0.029	< 0.010
Nitrogen, Total Kjeldahl	mg/l	0.1	0.15	0.19	0.21	0.22	0.18	0.1	<0.10	<0.10	<0.10	< 0.50	0.42
Phosphorus	mg/l	0.017	0.012	0.033	0.031	0.029	0.029	0.016	0.017	0.023	0.022	0.01	0.0016
Cyanide													
Total Cyanide	mg/l	<0.0050	<0.0050	<0.0050	<0.0050	<0.0050	<0.0050	<0.0050	<0.0050	<0.0050	<0.0050	< 0.0050	< 0.0050
Free Cyanide	mg/l	<0.0010	0.0014	<0.0010	0.0021	<0.0010	<0.0010	<0.0010	<0.0010	<0.0010	<0.0010	0.0025	0.0027
Weak Acid Dissociable Cyanide	mg/l	<0.0010	<0.0010	<0.0010	<0.0010	<0.0010	<0.0010	<0.0010	<0.0010	0.0016	<0.0010	0.0014	< 0.0010
QA/QC													
TDS (lab calculated)	mg/l	92	100	150	150	160	150	130	130	140	140	-	-
Lab measured vs Calculated TDS	%	92%	88%	83%	83%	100%	100%	81%	73%	100%	89%	-	-
Sum Cations(10)	meq	1.3	1.4	2.6	2.6	2.5	2.5	2.2	2.1	2.0	2.0	-	-
Sum Anions (11)	meq	1.3	1.3	2.2	2.2	2.3	2.3	2.0	2.0	2.0	2.0	-	-
Ionic Balance	%	2.4%	4.5%	8.4%	8.9%	4.5%	4.6%	4.4%	2.8%	0.6%	0.0%	-	-

Notes :

- : No data available

-- : No criteria available

Bold values are exceeding Water License, Max. Avg Conc. Discharge to 3PL

3PL denotes Third Portage Lake

(1) Maximum 5 mg/L increase from background

(2) pH 3PL > 6.5

(3) 3PL hardness < 17 mg/L CaCO3

(4) Based on Cr(VI)

(5) 3PL hardness < 82 mg/L CaCO3

(6) 3PL hardness < 60 mg/L CaCO3

(7) @15 C & pH 7.5

(8) 13 mg/L as NO3

APPENDIX B

Table B-2: Interpretation of 2021 Groundwater Quality Data

Agnico Eagle Mines Limited, Meadowbank Mine, Nunavut

Monitoring Location	Parameters Exceeding MAC in 2021	Trend(s)	Elevated Reclaim Water Parameters[1] Compared to Natural Water[2] Conditions for 2021	Interpretation
MW-16-01	None	■ Concentrations of arsenic, calcium, magnesium, potassium, sodium and sulphate continue to trend upward over time ■ Concentrations of ammonia nitrogen, nitrate and copper variable over time ■ Concentrations of total cyanide have decreased since 2018, with the exception of 2021 (duplicate sample only September 2021 session)	ammonia-nitrogen, arsenic, calcium, total cyanide, chloride, copper, iron, magnesium, manganese, sodium and sulphate	■ MW-16-01 is located directly east and hydraulically downgradient form the TSF and Central Dike (see Figure 1 and Table 4) ■ Groundwater quality at MW-16-01 is interpreted to be **affected by reclaim water from the TSF**
MW-IPD-01(s)	None	■ Groundwater quality is generally consistent for most parameters ■ Variable concentrations of copper, magnesium, manganese and nitrate ■ Decreasing trend in concentrations of sodium and chloride over time ■ Slight increasing trend in concentrations of arsenic over time and sulphate between July 2018 and July 2021 ■ Concentrations of nitrate are elevated compared to initial sample collected in 2018	Sulphate (July only)	■ MW-IPD-01(s) is located southeast of the TSF, Central Dike and Central Dump and hydraulically downgradient from the Second Portage Lake and East Dike (see Figure 1 and Table 4). ■ Groundwater quality at MW-IPD-01(s) is interpreted to not be affected by reclaim water from the TSF or management of waste rock within the Central Dump ■ Elevated concentrations of nitrate measured at MW-IPD-01(s) between September 2018 and July 2021 may be related to the nearby use of blast rock for construction purposes (i.e., access road and East Dike)
MW-IPD-01(d)	TSS	■ Groundwater quality is generally consistent for most parameters ■ Slight decreasing trend in concentrations of manganese, sodium and sulphate since 2020 ■ Slight increasing trend in concentrations of iron since 2019	None	■ MW-IPD-01(d) is located southeast of the TSF, Central Dike and Central Dump and hydraulically downgradient from the Second Portage Lake (see Figure 1 and Table 4). The monitoring well is screened within a deeper interval (163-181 metres) compared to the other monitors (80 metres). ■ Higher concentrations of chloride at MW-IPD-01(d) are interpreted to be related to the effect of salinity increasing with depth. Groundwater quality at MW-IPD-01(d) is interpreted not to be affected by reclaim water from the TSF or the management of waste rock within the Central Dump

Monitoring Location	Parameters Exceeding MAC in 2021	Trend(s)	Elevated Reclaim Water Parameters[1] Compared to Natural Water[2] Conditions for 2021	Interpretation
MW-IPD-07	None	■ Groundwater quality is generally consistent for most parameters	None	■ MW-IPD-07 is located northeast of the Goose Dump and Goose Pit IPD operations that took place between July 2019 and 2021 (see Figure 1). Available water level data indicates the well is located hydraulically downgradient from the Third Portage Lake (see Table 4). ■ Elevation of surface of the tailings deposited in Goose Pit was estimated at 86 masl in August 2020, which is within the screened interval of MW-IPD-07 (92.2 to 82.7 masl). Tailings was deposited in Goose Pit from July 2019 to August 19, 2020. ■ Groundwater quality at MW-IPD-07 is interpreted not to be affected by reclaim water associated with IPD operations in Goose Pit.
MW-IPD-09	None	■ Slight increase in concentrations of arsenic over time	None	■ MW-IPD-09 is located east and hydraulically upgradient of the Pit-E IPD operations (refer to Figure 1) ■ Elevation of surface of tailings deposited in Pit-E was 56 masl during July to September 2021, which is within the screened interval of MW-IPD-09 (71.4 to 52.4 masl) ■ Groundwater quality at MW-IPD-09 is interpreted not to be affected by reclaim water associated with IPD operations in Pit-E
Pit-E West Wall Seepage [3]	TSS	■ Increasing trend in concentrations of arsenic since 2017 at select locations ■ Concentrations of chloride remain elevated, but have declined since 2017 ■ Concentrations of total cyanide have declined since 2017 and were non-detect in 2021 (however free and WAD cyanide were present)	arsenic, calcium, chloride, magnesium, potassium, sulphate	■ 2021 Pit-E seepage sample was collected from the west wall of Pit-E, near the lowest accessible point of the pit which was being filled with tailings in August 2021. The sample location is situated hydraulically downgradient from the South Cell TSF. ■ Water quality has an intermediate water signature, but may not be representative of actual groundwater conditions. In the absence of tailings only constituents (i.e., cyanide), the pit wall seepage may be influenced by waste rock contact water since the west wall seep is located adjacent to the Central Dump. The elevated concentrations of sulphate may be related to minor oxidation from the pit walls, while calcium and magnesium may correspond from alkalinity consumption. ■ Given the presence of cyanide in the Pit-E wall seepage, there is a component of tailings from the TSF, though it's unclear how important it is versus the waste rock contact water.

Monitoring Location	Parameters Exceeding MAC in 2021	Trend(s)	Elevated Reclaim Water Parameters(1) Compared to Natural Water(2) Conditions for 2021	Interpretation
Pit-A Wall Seepage	None	■ Not applicable, as Pit-A wall seepage sample locations have been variable overtime (i.e., west wall downgradient of TSF and Central Dike or east wall, downgradient of Second Portage Lake)	calcium, copper, magnesium, potassium, sulphate	■ 2021 Pit-A seepage sample was collected from the east wall of Pit-A, near the lowest accessible point. ■ Pit-A wall seepage water quality is representative of intermediate water signature. ■ In the absence of tailings only constituents (i.e., cyanide), the pit wall seepage may be influenced by waste rock contact water since the Pit-A east wall seep is located downgradient of the Second Portage Lake and/ adjacent to the Central Dump. ■ The sampling location is situated north of the Central Dump and not in direct contact with tailings or reclaim water.

Notes:

(1) Meadowbank reclaim water is characterized by elevated concentrations of ammonia nitrogen, arsenic, chloride, copper, cyanide, iron, and sulphate and other groundwater constituents such as calcium, manganese, magnesium, potassium and sodium.

(2) Natural water signature is characterized by groundwater quality from the four IPD monitoring wells installed in 2018 (i.e., MW-IPD-01(s), MW-IPD-01(d), MW-IPD-07 and MW-IPD-09).

(3) Trends correspond to historic Pit-E seepage samples collected from the west wall.

APPENDIX B

Table B-3: 2021 Groundwater Monitoring Program QA/QC Results

Agnico Eagle Mines Limited, Meadowbank Mine, Nunavut

BV Labs ID	UNITS	MDL	QGB036	QGB037	RPD	MDL	QGB038	QGB039	RPD	MDL	QFA901	QFA902	RPD
Sampling Date			2021-07-23	2021-07-23			2021-07-24	2021-07-24			2021-07-21	2021-07-21	
COC Number			380550	380550			380550	380550			379129	379129	
Golder ID			MW-16-01	MW-16-01-DUP-1			MW-IPD-01D	MW-IPD-01D-DUP-1			MW-IPD-01S	MW-IPD-01S-DUP-1	
CONVENTIONALS													
Total Nitrogen (Ammonia Nitrogen)	mg/L	0.025	9.3	9.6	3%	0.005	0.046	0.045	2%	0.005	0.03	0.03	0%
Calculated Parameters													
Ammonium (NH4)	mg/L	0.00068	12	12	0%	0.0016	<0.0016	<0.0016	--	0.0013	<0.0013	<0.0013	--
Bicarb. Alkalinity (calc. as CaCO3)	mg/L	1	150	150	0%	1	100	100	0%	1	53	54	2%
Carb. Alkalinity (calc. as CaCO3)	mg/L	1	<1.0	<1.0	--	1	1.3	1.1	+/-MDL	1	<1.0	<1.0	--
Dissolved Hardness (CaCO3)	mg/L	0.5	1050	1030	2%	0.5	118	117	1%	0.5	225	225	0%
Total Hardness (CaCO3)	mg/L	0.5	1050	1070	2%	0.5	121	123	2%	0.5	229	230	0%
Total dissolved solids (calc., EC)	mg/L	10	2600	2600	0%	10	230	230	0%	10	320	320	0%
Total Un-ionized Ammonia	mg/L	0.00068	0.13	0.13	0%	0.0016	<0.0016	<0.0016	--	0.0013	<0.0013	<0.0013	--
Inorganics													
Alkalinity (Total as CaCO3)	mg/L	1	150	150	0%	1	100	100	0%	1	54	54	0%
Conductivity	uS/cm	2	3300	3300	0%	2	370	380	3%	2	510	500	2%
Dissolved Bromide (Br-)	mg/L	0.05	2.0	2.1	5%	0.01	0.7	0.64	9%	0.01	0.086	0.082	5%
Dissolved Chloride (Cl-)	mg/L	2.5	280	270	4%	0.5	56	56	0%	0.5	6.3	6.5	3%
Dissolved Organic Carbon	mg/L	0.4	31	31	0%	0.4	1.2	1.3	+/-MDL	0.4	0.85	0.82	+/-MDL
Dissolved Sulphate (SO4)	mg/L	5	1300	1400	7%	0.5	5.4	4.5	18%	0.5	190	190	0%
Fluoride (F-)	mg/L	0.1	0.39	0.38	+/-MDL	0.1	0.62	0.63	2%	0.1	0.39	0.39	+/-MDL
Free Cyanide (CN)	ug/L	1	56	23	84%	1	2.5	1.8	+/-MDL	1	1.1	<1.0	--
Nitrate (N)	mg/L	0.1	<0.10	<0.10	--	0.1	<0.10	<0.10	--	0.1	0.42	0.42	+/-MDL
Nitrate + Nitrite (N)	mg/L	0.1	<0.10	<0.10	--	0.1	<0.10	<0.10	--	0.1	0.42	0.42	+/-MDL
Nitrite (N)	mg/L	0.01	<0.010	<0.010	--	0.01	<0.010	<0.010	--	0.01	<0.010	<0.010	--
Orthophosphate (P)	mg/L	0.001	0.0011	0.0015	+/-MDL	0.001	0.0048	0.0046	+/-MDL	0.001	0.022	0.021	5%
pH	pH	0.01	7.82	7.83	0%	0.01	8.18	8.17	0%	0.01	7.79	7.89	1%
Reactive Silica (SiO2)	mg/L	0.05	9.8	8.7	12%	0.05	7.2	7.3	1%	0.05	7.3	7	4%
Salinity	N/A	2	<2.0	<2.0	--	2	<2.0	<2.0	--	2	<2.0	<2.0	--
Total Cyanide (CN)	mg/L	0.005	0.05	0.048	4%	0.005	<0.0050	<0.0050	--	0.005	<0.0050	<0.0050	--
Total Dissolved Solids	mg/L	10	2440	2410	1%	10	220	210	5%	10	330	315	5%
Total Kjeldahl Nitrogen (TKN)	mg/L	1	40	43	7%	0.1	0.1	0.12	+/-MDL	0.1	0.12	0.13	+/-MDL
Total Organic Carbon (TOC)	mg/L	0.4	32	33	3%	0.4	1.2	1.2	+/-MDL	0.4	0.8	0.81	+/-MDL
Total Suspended Solids	mg/L	1	14	15	7%	1	28	25	11%	1	<1	<1	--
Turbidity	NTU	0.1	71	76	7%	0.1	5.2	3	54%	0.1	<0.1	<0.1	--
WAD Cyanide (Free)	mg/L	0.001	0.018	0.018	0%	0.001	0.0013	<0.0010	--	0.001	<0.0010	<0.0010	--
Dissolved Metals													
Aluminum (Al)	ug/L	1	3.9	2.4	>MDL	0.5	1.56	6.82	>MDL	0.5	2.98	3.08	3%
Antimony (Sb)	ug/L	0.04	<0.040	<0.040	--	0.02	<0.020	<0.020	--	0.02	0.137	0.149	8%
Arsenic (As)	ug/L	0.04	214	213	0%	0.02	29	28.6	1%	0.02	32.4	32.1	1%
Barium (Ba)	ug/L	0.04	21.5	21.6	0%	0.02	21.1	21.4	1%	0.02	5.48	5.63	3%
Beryllium (Be)	ug/L	0.02	<0.020	<0.020	--	0.01	<0.010	<0.010	--	0.01	<0.010	<0.010	--
Bismuth (Bi)	ug/L	0.01	<0.010	<0.010	--	0.005	<0.0050	<0.0050	--	0.005	<0.0050	<0.0050	--
Boron (B)	ug/L	20	83	82	+/-MDL	10	177	174	2%	10	82	81	1%
Cadmium (Cd)	ug/L	0.01	<0.010	<0.010	--	0.005	<0.0050	<0.0050	--	0.005	0.0287	0.0335	15%
Calcium (Ca)	mg/L	0.1	276	267	3%	0.05	23.7	23.6	0%	0.05	41.9	41.8	0%
Chromium (Cr)	ug/L	0.2	0.4	0.42	+/-MDL	0.1	0.13	0.16	+/-MDL	0.1	<0.10	0.11	--
Cobalt (Co)	ug/L	0.01	15.6	15.6	0%	0.005	0.0292	0.0285	2%	0.005	7.12	6.99	2%
Copper (Cu)	ug/L	0.1	0.15	<0.10	--	0.05	<0.050	<0.050	--	0.05	1.6	1.54	4%
Iron (Fe)	ug/L	2	5890	5850	1%	1	144	142	1%	1	5.3	5.5	4%
Lead (Pb)	ug/L	0.01	<0.010	0.026	--	0.005	0.0156	0.0168	+/-MDL	0.005	0.0102	0.0086	+/-MDL
Lithium (Li)	ug/L	1	11.5	10.9	5%	0.5	5.91	5.78	2%	0.5	3.06	2.94	4%
Magnesium (Mg)	mg/L	0.1	86.5	88.6	2%	0.05	14.3	14.1	1%	0.05	29.2	29.2	0%
Manganese (Mn)	ug/L	0.1	2510	2510	0%	0.05	48.3	47.2	2%	0.05	855	833	3%
Mercury (Hg)	mg/L	0.0001	<0.00010	<0.00010	--	0.00001	<0.00001	<0.00001	--	0.00001	<0.00001	<0.00001	--
Molybdenum (Mo)	ug/L	0.1	51.6	50.8	2%	0.05	8.93	8.92	0%	0.05	4.34	4.41	2%
Nickel (Ni)	ug/L	0.04	5.8	5.68	2%	0.02	0.416	0.407	2%	0.02	115	113	2%
Phosphorus (P)	ug/L	4	34.6	36.4	5%	2	2.9	2.4	+/-MDL	2	9.8	9.2	+/-MDL
Potassium (K)	mg/L	0.1	21	20.6	2%	0.05	1.24	1.24	0%	0.05	4.5	4.41	2%
Selenium (Se)	ug/L	0.08	<0.080	<0.080	--	0.04	<0.040	<0.040	--	0.04	0.19	0.184	+/-MDL
Silicon (Si)	ug/L	100	4330	4200	3%	50	3320	3320	0%	50	2950	2850	3%
Silver (Ag)	ug/L	0.01	<0.010	<0.010	--	0.005	<0.0050	<0.0050	--	0.005	<0.0050	<0.0050	--
Sodium (Na)	mg/L	0.1	326	339	4%	0.05	25.6	25.2	2%	0.05	4.69	4.6	2%
Strontium (Sr)	ug/L	0.1	1270	1270	0%	0.05	326	321	2%	0.05	212	209	1%
Thallium (Tl)	ug/L	0.004	0.0071	<0.0040	--	0.002	<0.0020	<0.0020	--	0.002	0.01	0.0116	15%
Tin (Sn)	ug/L	0.4	<0.40	<0.40	--	0.2	<0.20	<0.20	--	0.2	<0.20	<0.20	--
Titanium (Ti)	ug/L	1	<1.0	<1.0	--	0.5	<0.50	<0.50	--	0.5	<0.50	<0.50	--

APPENDIX B

Table B-3: 2021 Groundwater Monitoring Program QA/QC Results

Agnico Eagle Mines Limited, Meadowbank Mine, Nunavut

BV Labs ID	UNITS	MDL	QGB036	QGB037	RPD	MDL	QGB038	QGB039	RPD	MDL	QFA901	QFA902	RPD
Sampling Date			2021-07-23	2021-07-23			2021-07-24	2021-07-24			2021-07-21	2021-07-21	
COC Number			380550	380550			380550	380550			379129	379129	
Golder ID			MW-16-01	MW-16-01-DUP-1			MW-IPD-01D	MW-IPD-01D-DUP-1			MW-IPD-01S	MW-IPD-01S-DUP-1	
Uranium (U)	ug/L	0.004	5.05	5.08	1%	0.002	0.631	0.633	0%	0.002	4.2	4.15	1%
Vanadium (V)	ug/L	0.4	<0.40	<0.40	--	0.2	<0.20	<0.20	--	0.2	<0.20	<0.20	--
Zinc (Zn)	ug/L	0.2	2.73	1.44	62%	0.1	0.85	0.6	34%	0.1	4.41	4.35	1%
Total Metals													
Aluminum (Al)	ug/L	1	2.9	2.4	+/-MDL	0.5	341	502	38%	0.5	2.76	2.91	5%
Antimony (Sb)	ug/L	0.04	<0.040	<0.040	--	0.02	0.029	0.031	+/-MDL	0.02	0.149	0.14	6%
Arsenic (As)	ug/L	0.04	212	216	2%	0.02	29.9	29.8	0%	0.02	32.5	33.3	2%
Barium (Ba)	ug/L	0.04	20.9	22	5%	0.02	22.3	22.7	2%	0.02	5.42	5.54	2%
Beryllium (Be)	ug/L	0.02	<0.020	<0.020	--	0.01	0.076	0.07	8%	0.01	<0.010	<0.010	--
Bismuth (Bi)	ug/L	0.01	<0.010	<0.010	--	0.005	0.0192	0.0197	+/-MDL	0.005	<0.0050	<0.0050	--
Boron (B)	ug/L	20	87	87	+/-MDL	10	179	181	1%	10	91	92	1%
Cadmium (Cd)	ug/L	0.01	<0.010	<0.010	--	0.005	<0.0050	0.0057	--	0.005	0.0331	0.0328	1%
Calcium (Ca)	mg/L	0.1	275	281	2%	0.05	24.8	24.2	2%	0.05	41.5	41.5	0%
Chromium (Cr)	ug/L	0.2	4.68	5.04	7%	0.1	0.17	0.13	+/-MDL	0.1	0.15	<0.10	--
Cobalt (Co)	ug/L	0.01	15.2	15.8	4%	0.005	0.0668	0.0627	6%	0.005	7.34	7.31	0%
Copper (Cu)	ug/L	0.1	0.22	0.22	+/-MDL	0.05	0.066	0.055	+/-MDL	0.05	1.8	1.86	3%
Iron (Fe)	ug/L	2	5870	5990	2%	1	338	316	7%	1	11.9	11.7	2%
Lead (Pb)	ug/L	0.01	<0.010	<0.010	--	0.005	0.764	0.782	2%	0.005	0.0227	0.0241	+/-MDL
Lithium (Li)	ug/L	1	11.2	10.8	4%	0.5	6.08	5.95	2%	0.5	3.21	3.28	2%
Magnesium (Mg)	mg/L	0.1	87.7	89.9	2%	0.05	14.8	14.7	1%	0.05	30.4	30.6	1%
Manganese (Mn)	ug/L	0.1	2450	2560	4%	0.05	51.2	50.7	1%	0.05	853	864	1%
Mercury (Hg)	mg/L	0.0001	<0.00010	<0.00010	--	0.00001	<0.00001	<0.00001	--	0.00001	<0.00001	<0.00001	--
Molybdenum (Mo)	ug/L	0.1	50.6	51.9	3%	0.05	8.99	8.97	0%	0.05	4.38	4.55	4%
Nickel (Ni)	ug/L	0.04	5.73	6	5%	0.02	0.496	0.491	1%	0.02	117	116	1%
Potassium (K)	mg/L	0.1	20.6	21.2	3%	0.05	1.29	1.28	1%	0.05	4.43	4.42	0%
Selenium (Se)	ug/L	0.08	0.138	0.156	+/-MDL	0.04	<0.040	<0.040	--	0.04	0.183	0.175	+/-MDL
Silicon (Si)	ug/L	100	4280	4280	0%	50	4640	4650	0%	50	2920	2950	1%
Silver (Ag)	ug/L	0.01	<0.010	<0.010	--	0.005	<0.0050	<0.0050	--	0.005	<0.0050	<0.0050	--
Sodium (Na)	mg/L	0.1	324	337	4%	0.05	26.3	26.2	0%	0.05	4.69	4.74	1%
Strontium (Sr)	ug/L	0.1	1230	1250	2%	0.05	328	334	2%	0.05	197	205	4%
Thallium (Tl)	ug/L	0.004	0.0143	<0.0040	--	0.002	<0.0020	<0.0020	--	0.002	0.0102	0.0116	13%
Tin (Sn)	ug/L	0.4	<0.40	<0.40	--	0.2	<0.20	<0.20	--	0.2	<0.20	<0.20	--
Titanium (Ti)	ug/L	1	<1.0	<1.0	--	0.5	5.23	5.92	12%	0.5	<0.50	<0.50	--
Uranium (U)	ug/L	0.004	4.79	4.88	2%	0.002	0.933	0.952	2%	0.002	4.13	4.22	2%
Vanadium (V)	ug/L	0.4	<0.40	<0.40	--	0.2	<0.20	<0.20	--	0.2	<0.20	<0.20	--
Zinc (Zn)	ug/L	0.2	1.9	1.99	5%	0.1	2.68	2.56	5%	0.1	3.38	3.45	2%
Nutritional Parameters													
Total Phosphorus (P)	mg/L	0.001	0.05	0.053	6%	0.001	0.0051	0.0042	+/-MDL	0.001	0.017	0.0096	56%

Notes:

MDL = Method Detection Limit

RPD = Relative Percent Difference

RPD value exceeds 20% or >MDL

-- not calculated (one or both result below MDL)

- parameter was not analyzed

APPENDIX B

Table B-3: 2021 Groundwater Monitoring Program QA/QC Results

Agnico Eagle Mines Limited, Meadowbank Mine, Nunavut

BV Labs ID	MDL	QEJ462	QEJ463	RPD	MDL	QEQ210	QEQ211	RPD	MDL	QGB040	RDL	QPG345	QPG346	RPD	MDL
Sampling Date		2021-07-19	2021-07-19			2021-07-20	2021-07-20			2021-07-24		2021-09-04	2021-09-04		
COC Number		377479	377479			378308	378308			380550		3002-10-29	3002-10-29		
Golder ID		MW-IPD-07	MW-IPD-07-DUP-1			MW-IPD-09	MW-IPD-09-DUP-1			FB-21-1		MW-16-01	MW-16-01-DUP-1		
CONVENTIONALS															
Total Nitrogen (Ammonia Nitrogen)	0.005	0.13	0.14	7%	0.005	0.054	0.052	4%	0.005	<0.0050	0.05	11	11	0%	0.005
Calculated Parameters															
Ammonium (NH4)	0.0046	0.12	0.1	18%	0.0016	<0.0016	<0.0016	--	-	-	0.05	13	13	0%	0.05
Bicarb. Alkalinity (calc. as CaCO3)	1	100	100	0%	1	67	69	3%	1	<1.0	1	150	150	0%	1
Carb. Alkalinity (calc. as CaCO3)	1	1.5	1.3	+/-MDL	1	<1.0	<1.0	--	1	<1.0	1	1.1	1.3	+/-MDL	1
Dissolved Hardness (CaCO3)	0.5	73.6	72.6	1%	0.5	65.3	65.7	1%	0.5	<0.50	0.5	1020	1020	0%	0.5
Total Hardness (CaCO3)		72.6	72.4	0%	0.5	65.5	66.1	1%	-	-	0.5	1040	1060	2%	0.5
Total dissolved solids (calc., EC)	10	150	150	0%	10	130	130	0%	10	<10	10	2800	2800	0%	10
Total Un-ionized Ammonia	0.0046	0.0094	0.0079	+/-MDL	0.0016	<0.0016	<0.0016	--	-	-	0.0017	0.36	0.36	0%	0.0036
Inorganics															
Alkalinity (Total as CaCO3)	1	100	100	0%	1	68	69	1%	1	<1.0	1	150	150	0%	1
Conductivity	2	250	250	0%	2	210	210	0%	2	<2.0	0.001	3.16	3.18	1%	0.001
Dissolved Bromide (Br-)	0.01	0.076	0.071	7%	0.01	0.028	0.029	+/-MDL	0.01	<0.010	0.05	2.1	2.3	9%	0.01
Dissolved Chloride (Cl-)	0.5	4.9	4.9	0%	0.5	2.4	2.3	+/-MDL	0.5	<0.50	1	290	290	0%	0.5
Dissolved Organic Carbon	0.4	1.2	1.3	+/-MDL	0.4	1.1	0.96	+/-MDL	0.4	<0.40	0.4	30	30	0%	0.4
Dissolved Sulphate (SO4)	0.5	17	16	6%	0.5	37	36	3%	0.5	0.56	5	1300	1300	0%	0.5
Fluoride (F-)	0.1	1.2	1.2	0%	0.1	1	1.1	10%	0.1	<0.10	0.1	0.35	0.34	+/-MDL	0.1
Free Cyanide (CN)	1	<1.0	2.1	--	1	<1.0	<1.0	--	1	2.7	1	12	31	88%	1
Nitrate (N)	0.1	<0.10	<0.10	--	0.1	<0.10	<0.10	--	0.1	<0.10	0.1	<0.10	<0.10	--	0.1
Nitrate + Nitrite (N)	0.1	<0.10	<0.10	--	0.1	<0.10	<0.10	--	0.1	<0.10	0.1	<0.10	<0.10	--	0.1
Nitrite (N)	0.01	<0.010	<0.010	--	0.01	<0.010	<0.010	--	0.01	<0.010	0.01	<0.010	<0.010	--	0.01
Orthophosphate (P)	0.001	0.023	0.022	4%	0.001	0.024	0.023	4%	0.001	<0.0010	0.001	<0.0010	0.0014	--	0.001
pH	0.01	8.19	8.12	1%	0.01	7.95	8.14	2%	N/A	6.47	0.01	7.89	7.96	1%	0.01
Reactive Silica (SiO2)	0.05	7.8	7.8	0%	0.25	11	11	0%	0.05	<0.050	0.1	8.3	9.1	9%	0.05
Salinity	2	<2.0	<2.0	--	2	<2.0	<2.0	--	2	<2.0	2	<2.0	<2.0	--	2
Total Cyanide (CN)	0.005	<0.0050	<0.0050	--	0.005	<0.0050	<0.0050	--	0.005	<0.0050	0.01	0.26	0.049	>MDL	0.005
Total Dissolved Solids	10	125	125	0%	10	105	95	10%	10	<10	10	2510	2510	0%	10
Total Kjeldahl Nitrogen (TKN)	0.1	0.19	0.21	+/-MDL	0.1	0.1	<0.10	--	0.1	<0.10	2	47	45	4%	0.1
Total Organic Carbon (TOC)	0.4	1.3	1.4	+/-MDL	0.4	0.87	0.89	+/-MDL	0.4	<0.40	0.4	31	31	0%	0.4
Total Suspended Solids	1	<1	<1	--	1	<1	1	--	1	<1	1	13	13	0%	1
Turbidity	0.1	0.2	0.2	+/-MDL	0.1	0.2	0.3	+/-MDL	0.1	<0.1	0.1	81	28	97%	0.1
WAD Cyanide (Free)	0.001	<0.0010	<0.0010	--	0.001	<0.0010	<0.0010	--	0.001	<0.0010	0.001	0.018	0.014	25%	0.001
Dissolved Metals															
Aluminum (Al)	0.5	3.49	2.27	>MDL	0.5	2.06	2.51	+/-MDL	0.5	0.65	1	4.2	5.1	+/-MDL	0.5
Antimony (Sb)	0.02	<0.020	<0.020	--	0.02	0.043	0.043	+/-MDL	0.02	<0.020	0.04	<0.040	<0.040	--	0.02
Arsenic (As)	0.02	2.93	2.78	5%	0.02	27.2	27.4	1%	0.02	<0.020	0.04	221	220	0%	0.02
Barium (Ba)	0.02	12.2	12.1	1%	0.02	1.84	1.8	2%	0.02	<0.020	0.04	22.2	21.9	1%	0.02
Beryllium (Be)	0.01	<0.010	<0.010	--	0.01	<0.010	<0.010	--	0.01	<0.010	0.02	<0.020	<0.020	--	0.01
Bismuth (Bi)	0.005	<0.0050	<0.0050	--	0.005	<0.0050	<0.0050	--	0.005	<0.0050	0.01	<0.010	<0.010	--	0.005
Boron (B)	10	242	245	1%	10	87	85	2%	10	<10	20	87	84	+/-MDL	10
Cadmium (Cd)	0.005	<0.0050	<0.0050	--	0.005	<0.0050	<0.0050	--	0.005	<0.0050	0.01	<0.010	<0.010	--	0.005
Calcium (Ca)	0.05	16.2	16.1	1%	0.05	15.9	15.2	5%	0.05	<0.050	0.1	268	269	0%	0.05
Chromium (Cr)	0.1	0.17	0.15	+/-MDL	0.1	0.13	0.13	+/-MDL	0.1	<0.10	0.2	<0.20	1.05	--	0.1
Cobalt (Co)	0.005	0.0105	0.0105	+/-MDL	0.005	0.0219	0.0225	+/-MDL	0.005	<0.0050	0.01	17	16.6	2%	0.005
Copper (Cu)	0.05	0.167	<0.050	--	0.05	<0.050	<0.050	--	0.05	<0.050	0.1	<0.10	0.33	--	0.05
Iron (Fe)	1	70.1	67.6	4%	1	211	207	2%	1	<1.0	2	5850	5770	1%	1
Lead (Pb)	0.005	0.0093	<0.0050	--	0.005	<0.0050	<0.0050	--	0.005	<0.0050	0.01	0.021	0.024	+/-MDL	0.005
Lithium (Li)	0.5	5.9	5.9	0%	0.5	2.21	2.07	+/-MDL	0.5	<0.50	1	12.2	11.7	4%	0.5
Magnesium (Mg)	0.05	8.38	8.43	1%	0.05	7.18	7.04	2%	0.05	<0.050	0.1	85.3	83.8	2%	0.05
Manganese (Mn)	0.05	67.1	65.7	2%	0.05	49.1	49.1	0%	0.05	<0.050	0.1	2450	2390	2%	0.05
Mercury (Hg)		<0.00001	<0.00001	--	0.00001	<0.00001	<0.00001	--	-	-	0.0001	<0.00010	<0.00010	--	0.0001
Molybdenum (Mo)	0.05	7.09	7.02	1%	0.05	11.8	11.9	1%	0.05	<0.050	0.1	53.1	51.9	2%	0.05
Nickel (Ni)	0.02	0.107	0.14	27%	0.02	0.783	0.786	0%	0.02	<0.020	0.04	1.71	1.77	3%	0.02
Phosphorus (P)	2	35.9	34.3	5%	2	22.2	21.6	3%	2	<2.0	4	44.3	42	5%	2
Potassium (K)	0.05	2.02	2.06	2%	0.05	1.05	1.04	1%	0.05	<0.050	0.1	21.7	21.5	1%	0.05
Selenium (Se)	0.04	0.162	0.186	+/-MDL	0.04	<0.040	<0.040	--	0.04	<0.040	0.08	<0.080	<0.080	--	0.04
Silicon (Si)	50	3440	3420	1%	50	4230	4280	1%	50	<50	100	4340	4310	1%	50
Silver (Ag)	0.005	<0.0050	<0.0050	--	0.005	<0.0050	<0.0050	--	0.005	<0.0050	0.01	<0.010	<0.010	--	0.005
Sodium (Na)	0.05	24	24	0%	0.05	17.5	17.4	1%	0.05	<0.050	0.1	326	321	2%	0.05
Strontium (Sr)	0.05	159	161	1%	0.05	125	125	0%	0.05	<0.050	0.1	1210	1200	1%	0.05
Thallium (Tl)	0.002	0.0053	<0.0020	--	0.002	<0.0020	<0.0020	--	0.002	<0.0020	0.004	0.0103	0.0083	+/-MDL	0.002
Tin (Sn)	0.2	<0.20	<0.20	--	0.2	<0.20	<0.20	--	0.2	<0.20	0.4	<0.40	<0.40	--	0.2
Titanium (Ti)	0.5	<0.50	<0.50	--	0.5	<0.50	<0.50	--	0.5	<0.50	1	<1.0	<1.0	--	0.5

APPENDIX B

Table B-3: 2021 Groundwater Monitoring Program QA/QC Results

Agnico Eagle Mines Limited, Meadowbank Mine, Nunavut

BV Labs ID	MDL	QEJ462	QEJ463	RPD	MDL	QEQ210	QEQ211	RPD	MDL	QGB040	RDL	QPG345	QPG346	RPD	MDL
Sampling Date		2021-07-19	2021-07-19			2021-07-20	2021-07-20			2021-07-24		2021-09-04	2021-09-04		
COC Number		377479	377479			378308	378308			380550		3002-10-29	3002-10-29		
Golder ID		MW-IPD-07	MW-IPD-07-DUP-1			MW-IPD-09	MW-IPD-09-DUP-1			FB-21-1		MW-16-01	MW-16-01-DUP-1		
Uranium (U)	0.002	0.0401	0.04	0%	0.002	0.465	0.446	4%	0.002	<0.0020	0.004	4.72	4.76	1%	0.002
Vanadium (V)	0.2	<0.20	<0.20	--	0.2	<0.20	<0.20	--	0.2	<0.20	0.4	<0.40	<0.40	--	0.2
Zinc (Zn)	0.1	0.49	0.7	>MDL	0.1	1.35	1.78	27%	0.1	0.40	0.2	3.09	3.67	17%	0.1
Total Metals															
Aluminum (Al)	0.5	1.98	1.63	+/-MDL	0.5	4.54	4.77	5%	0.5	0.64	6	<6.0	<6.0	--	0.5
Antimony (Sb)	0.02	<0.020	<0.020	--	0.02	0.044	0.044	+/-MDL	0.02	<0.020	0.04	<0.040	<0.040	--	0.02
Arsenic (As)	0.02	3.03	2.99	1%	0.02	27.6	27.8	1%	0.02	<0.020	0.04	229	234	2%	0.02
Barium (Ba)	0.02	12.4	12.4	0%	0.02	1.88	1.85	2%	0.02	<0.020	0.1	22.2	23.3	5%	0.02
Beryllium (Be)	0.01	<0.010	<0.010	--	0.01	<0.010	<0.010	--	0.01	<0.010	0.02	<0.020	<0.020	--	0.01
Bismuth (Bi)	0.005	<0.0050	<0.0050	--	0.005	<0.0050	<0.0050	--	0.005	<0.0050	0.02	<0.020	<0.020	--	0.005
Boron (B)	10	238	233	2%	10	86	88	2%	10	<10	20	88	89	+/-MDL	10
Cadmium (Cd)	0.005	<0.0050	<0.0050	--	0.005	<0.0050	<0.0050	--	0.005	<0.0050	0.01	<0.010	<0.010	--	0.005
Calcium (Ca)	0.05	15.5	15.6	1%	0.05	15	14.9	1%	0.05	<0.050	0.5	273	277	1%	0.05
Chromium (Cr)	0.1	0.1	0.12	+/-MDL	0.1	0.15	0.18	+/-MDL	0.1	<0.10	0.2	<0.20	<0.20	--	0.1
Cobalt (Co)	0.005	0.0093	0.0105	+/-MDL	0.005	0.0287	0.0278	3%	0.005	<0.0050	0.02	16.7	17	2%	0.005
Copper (Cu)	0.05	<0.050	<0.050	--	0.05	<0.050	<0.050	--	0.05	<0.050	0.2	<0.20	<0.20	--	0.05
Iron (Fe)	1	94.6	96.3	2%	1	227	227	0%	1	<1.0	10	5920	6050	2%	1
Lead (Pb)	0.005	<0.0050	<0.0050	--	0.005	0.0137	0.0147	+/-MDL	0.005	<0.0050	0.04	0.042	<0.040	--	0.005
Lithium (Li)	0.5	6.06	5.89	3%	0.5	2.05	2.05	+/-MDL	0.5	<0.50	1	11.4	11.4	0%	0.5
Magnesium (Mg)	0.05	8.23	8.11	1%	0.05	6.83	7.02	3%	0.05	<0.050	0.5	86.9	88.6	2%	0.05
Manganese (Mn)	0.05	67.9	65.7	3%	0.05	48.3	49.4	2%	0.05	<0.050	0.2	2620	2680	2%	0.05
Mercury (Hg)		<0.00001	<0.00001	--	0.00001	<0.00001	<0.00001	--	-	-	0.0001	<0.00010	<0.00010	--	0.0001
Molybdenum (Mo)	0.05	7.14	7.02	2%	0.05	11.8	12	2%	0.05	<0.050	0.1	55.1	57.3	4%	0.05
Nickel (Ni)	0.02	0.122	0.147	19%	0.02	0.862	0.871	1%	0.02	<0.020	0.2	1.73	1.78	3%	0.02
Potassium (K)	0.05	2.15	2.05	5%	0.05	0.996	1.03	3%	0.05	<0.050	0.5	22.4	22.9	2%	0.05
Selenium (Se)	0.04	0.131	0.074	>MDL	0.04	<0.040	<0.040	--	0.04	<0.040	0.08	<0.080	<0.080	--	0.04
Silicon (Si)	50	3400	3490	3%	50	4290	4220	2%	50	<50	100	4420	4530	2%	50
Silver (Ag)	0.005	<0.0050	<0.0050	--	0.005	<0.0050	<0.0050	--	0.005	<0.0050	0.02	<0.020	<0.020	--	0.005
Sodium (Na)	0.05	24	23.2	3%	0.05	16.6	17	2%	0.05	<0.050	0.5	337	343	2%	0.05
Strontium (Sr)	0.05	163	161	1%	0.05	125	126	1%	0.05	<0.050	0.1	1200	1240	3%	0.05
Thallium (Tl)	0.002	0.0058	<0.0020	--	0.002	<0.0020	<0.0020	--	0.002	<0.0020	0.004	0.0056	<0.0040	--	0.002
Tin (Sn)	0.2	<0.20	<0.20	--	0.2	<0.20	<0.20	--	0.2	<0.20	0.4	<0.40	<0.40	--	0.2
Titanium (Ti)	0.5	<0.50	<0.50	--	0.5	<0.50	<0.50	--	0.5	<0.50	4	<4.0	<4.0	--	0.5
Uranium (U)	0.002	0.0409	0.0431	5%	0.002	0.455	0.454	0%	0.002	<0.0020	0.01	4.82	4.92	2%	0.002
Vanadium (V)	0.2	<0.20	<0.20	--	0.2	<0.20	<0.20	--	0.2	<0.20	0.4	<0.40	<0.40	--	0.2
Zinc (Zn)	0.1	0.6	0.54	11%	0.1	0.59	0.54	9%	0.1	0.24	2	<2.0	<2.0	--	0.1
Nutritional Parameters															
Total Phosphorus (P)	0.001	0.033	0.031	6%	0.001	0.016	0.017	6%	0.001	<0.0010	0.001	0.065	0.063	3%	0.001

Notes:

MDL = Method Detection Limit

RPD = Relative Percent Difference

RPD value exceeds 20% or >MDL

-- not calculated (one or both result below MDL)

- parameter was not analyzed

APPENDIX B

Table B-3: 2021 Groundwater Monitoring Program QA/QC Results

Agnico Eagle Mines Limited, Meadowbank Mine, Nunavut

BV Labs ID	QPG347	QPG348	RPD	MDL	QPP191	QPP192	RPD	MDL	QPW102	QPW103	RPD	MDL	QPG349
Sampling Date	2021-09-05	2021-09-05			2021-09-06	2021-09-06			2021-09-07	2021-09-07			2021-09-04
COC Number	3002-10-29	3002-10-29			3003-01-29	3003-01-29			3004-12-27	3004-12-27			402800
Golder ID	MW-IPD-01D	MW-IPD-01D-DUP-1			MW-IPD-09	MW-IPD-09-DUP-1			MW-IPD-07	MW-IPD-07-DUP-1			FB-21-2
CONVENTIONALS													
Total Nitrogen (Ammonia Nitrogen)	0.044	0.042	5%	0.005	0.049	0.047	4%	0.005	0.14	0.14	0%	0.005	0.0058
Calculated Parameters													
Ammonium (NH4)	0.08	0.07	+/-MDL	0.05	<0.05	<0.05	--	0.0048	0.16	0.15	6%	-	-
Bicarb. Alkalinity (calc. as CaCO3)	100	100	0%	1	70	70	0%	1	100	100	0%	1	<1.0
Carb. Alkalinity (calc. as CaCO3)	1.3	<1.0	--	1	<1.0	<1.0	--	1	1.5	1.6	+/-MDL	1	<1.0
Dissolved Hardness (CaCO3)	117	118	1%	0.5	62.6	62.2	1%	0.5	72.3	71.9	1%	0.5	<0.50
Total Hardness (CaCO3)	120	120	0%	0.5	65.8	65.3	1%	0.5	73.2	72.4	1%	0.5	<0.50
Total dissolved solids (calc., EC)	240	240	0%	10	140	140	0%	10	160	150	6%	10	<10
Total Un-ionized Ammonia	0.005	0.0039	+/-MDL	0.0037	<0.0037	<0.0037	--	0.0048	0.013	0.012	+/-MDL	-	-
Inorganics													
Alkalinity (Total as CaCO3)	100	100	0%	1	71	71	0%	1	100	100	0%	1	<1.0
Conductivity	0.373	0.375	1%	0.001	0.219	0.219	0%	0.001	0.255	0.253	1%	0.001	0.001
Dissolved Bromide (Br-)	0.61	0.62	2%	0.01	0.025	0.038	>MDL	0.01	0.068	0.075	10%	0.01	<0.010
Dissolved Chloride (Cl-)	56	52	7%	0.5	1.8	1.9	+/-MDL	0.5	5.3	5.4	2%	0.5	0.89
Dissolved Organic Carbon	1.3	1.3	+/-MDL	0.4	0.83	0.81	+/-MDL	0.4	0.97	0.97	+/-MDL	0.4	<0.40
Dissolved Sulphate (SO4)	5.5	5.3	4%	0.5	35	35	0%	0.5	20	20	0%	0.5	<0.50
Fluoride (F-)	0.58	0.59	2%	0.1	1.1	1.1	0%	0.1	1.2	1.2	0%	0.1	<0.10
Free Cyanide (CN)	<1.0	<1.0	--	1	<1.0	<1.0	--	1	<1.0	<1.0	--	1	<1.0
Nitrate (N)	<0.10	<0.10	--	0.1	<0.10	<0.10	--	0.1	<0.10	<0.10	--	0.1	<0.10
Nitrate + Nitrite (N)	<0.10	<0.10	--	0.1	<0.10	<0.10	--	0.1	<0.10	<0.10	--	0.1	<0.10
Nitrite (N)	<0.010	<0.010	--	0.01	<0.010	<0.010	--	0.01	<0.010	<0.010	--	0.01	<0.010
Orthophosphate (P)	0.0039	0.0042	+/-MDL	0.005	0.028	0.029	4%	0.005	0.037	0.029	24%	0.001	<0.0010
pH	8.13	8.02	1%	0.01	8.03	7.99	0%	0.01	8.21	8.22	0%	0.01	0.05
Reactive Silica (SiO2)	7.2	7.3	1%	0.1	9.9	10	1%	0.05	8.1	8.1	0%	0.05	<0.050
Salinity	<2.0	<2.0	--	2	<2.0	<2.0	--	2	<2.0	<2.0	--	2	<2.0
Total Cyanide (CN)	<0.0050	<0.0050	--	0.005	<0.0050	<0.0050	--	0.005	<0.0050	<0.0050	--	0.005	<0.0050
Total Dissolved Solids	215	210	2%	10	140	125	11%	10	160	120	29%	10	<10
Total Kjeldahl Nitrogen (TKN)	0.1	0.16	+/-MDL	0.1	<0.10	<0.10	--	0.1	0.22	0.18	+/-MDL	0.1	0.14
Total Organic Carbon (TOC)	1.3	1.3	+/-MDL	0.4	0.82	0.81	+/-MDL	0.4	1.1	1.2	+/-MDL	0.4	<0.40
Total Suspended Solids	8	9	12%	1	<1	<1	--	1	<1	<1	--	1	<1
Turbidity	3.6	4.4	20%	0.1	0.1	<0.1	--	0.1	0.2	0.2	+/-MDL	0.1	<0.1
WAD Cyanide (Free)	0.0032	<0.0010	--	0.001	0.0016	<0.0010	--	0.001	<0.0010	<0.0010	--	0.001	<0.0010
Dissolved Metals													
Aluminum (Al)	5.86	2.75	72%	0.5	1.74	1.66	+/-MDL	0.5	3.4	1.25	>MDL	0.5	<0.50
Antimony (Sb)	<0.020	<0.020	--	0.02	0.028	0.024	+/-MDL	0.02	<0.020	<0.020	--	0.02	<0.020
Arsenic (As)	26.5	26.5	0%	0.02	22	22.1	0%	0.02	3.43	3.4	1%	0.02	<0.020
Barium (Ba)	21.8	21.6	1%	0.02	1.71	1.79	5%	0.02	12.5	12.4	1%	0.02	<0.020
Beryllium (Be)	<0.010	<0.010	--	0.01	<0.010	<0.010	--	0.01	<0.010	<0.010	--	0.01	<0.010
Bismuth (Bi)	<0.0050	<0.0050	--	0.005	<0.0050	<0.0050	--	0.005	<0.0050	<0.0050	--	0.005	<0.0050
Boron (B)	183	182	1%	10	90	89	1%	10	234	236	1%	10	<10
Cadmium (Cd)	<0.0050	<0.0050	--	0.005	<0.0050	<0.0050	--	0.005	<0.0050	<0.0050	--	0.005	<0.0050
Calcium (Ca)	23.3	23.7	2%	0.05	14.3	14.3	0%	0.05	15.8	15.5	2%	0.05	<0.050
Chromium (Cr)	<0.10	<0.10	--	0.1	<0.10	<0.10	--	0.1	<0.10	<0.10	--	0.1	<0.10
Cobalt (Co)	0.0388	0.0341	13%	0.005	0.0142	0.0137	+/-MDL	0.005	0.0162	0.0249	>MDL	0.005	<0.0050
Copper (Cu)	<0.050	<0.050	--	0.05	<0.050	<0.050	--	0.05	<0.050	<0.050	--	0.05	<0.050
Iron (Fe)	152	145	5%	1	169	166	2%	1	74.7	69.8	7%	1	<1.0
Lead (Pb)	0.0437	0.0297	38%	0.005	0.0055	<0.0050	--	0.005	<0.0050	<0.0050	--	0.005	<0.0050
Lithium (Li)	5.86	5.81	1%	0.5	2.06	1.97	+/-MDL	0.5	5.34	5.39	1%	0.5	<0.50
Magnesium (Mg)	14.2	14.3	1%	0.05	6.55	6.47	1%	0.05	7.99	8.06	1%	0.05	<0.050
Manganese (Mn)	55.2	54.3	2%	0.05	32.3	31.7	2%	0.05	57.7	57.9	0%	0.05	<0.050
Mercury (Hg)	<0.00001	<0.00001	--	0.00001	<0.00001	<0.00001	--	0.00001	<0.00001	<0.00001	--	0.00001	<0.00001
Molybdenum (Mo)	9.2	9.12	1%	0.05	11.3	11	3%	0.05	6.93	6.95	0%	0.05	<0.050
Nickel (Ni)	0.477	0.465	3%	0.02	0.179	0.197	10%	0.02	0.113	0.088	>MDL	0.02	<0.020
Phosphorus (P)	4.7	3.9	+/-MDL	2	23.6	22.2	6%	2	35.1	35.8	2%	2	<2.0
Potassium (K)	1.23	1.2	2%	0.05	0.884	0.851	4%	0.05	2.02	2.03	0%	0.05	<0.050
Selenium (Se)	<0.040	<0.040	--	0.04	<0.040	<0.040	--	0.04	0.662	0.68	3%	0.04	<0.040
Silicon (Si)	3300	3370	2%	50	4480	4420	1%	50	3570	3570	0%	50	<50
Silver (Ag)	<0.0050	<0.0050	--	0.005	<0.0050	<0.0050	--	0.005	<0.0050	<0.0050	--	0.005	<0.0050
Sodium (Na)	24.9	25	0%	0.05	16.9	16.6	2%	0.05	22.5	22.9	2%	0.05	<0.050
Strontium (Sr)	314	315	0%	0.05	123	122	1%	0.05	151	153	1%	0.05	<0.050
Thallium (Tl)	<0.0020	<0.0020	--	0.002	<0.0020	<0.0020	--	0.002	<0.0020	<0.0020	--	0.002	<0.0020
Tin (Sn)	<0.20	<0.20	--	0.2	<0.20	<0.20	--	0.2	<0.20	<0.20	--	0.2	<0.20
Titanium (Ti)	<0.50	<0.50	--	0.5	<0.50	<0.50	--	0.5	<0.50	<0.50	--	0.5	<0.50

APPENDIX B

Table B-3: 2021 Groundwater Monitoring Program QA/QC Results

Agnico Eagle Mines Limited, Meadowbank Mine, Nunavut

BV Labs ID	QPG347	QPG348	RPD	MDL	QPP191	QPP192	RPD	MDL	QPW102	QPW103	RPD	MDL	QPG349
Sampling Date	2021-09-05	2021-09-05			2021-09-06	2021-09-06			2021-09-07	2021-09-07			2021-09-04
COC Number	3002-10-29	3002-10-29			3003-01-29	3003-01-29			3004-12-27	3004-12-27			402800
Golder ID	MW-IPD-01D	MW-IPD-01D-DUP-1			MW-IPD-09	MW-IPD-09-DUP-1			MW-IPD-07	MW-IPD-07-DUP-1			FB-21-2
Uranium (U)	0.663	0.64	4%	0.002	0.197	0.195	1%	0.002	0.0415	0.0388	7%	0.002	<0.0020
Vanadium (V)	<0.20	<0.20	--	0.2	<0.20	<0.20	--	0.2	<0.20	<0.20	--	0.2	<0.20
Zinc (Zn)	0.26	0.18	+/-MDL	0.1	0.18	0.15	+/-MDL	0.1	<0.10	<0.10	--	0.1	<0.10
Total Metals													
Aluminum (Al)	547	522	5%	0.5	5.49	4.86	12%	0.5	1.41	1.58	+/-MDL	0.5	0.52
Antimony (Sb)	<0.020	<0.020	--	0.02	0.026	0.033	+/-MDL	0.02	<0.020	<0.020	--	0.02	<0.020
Arsenic (As)	26	26	0%	0.02	23.1	23.2	0%	0.02	3.43	3.47	1%	0.02	<0.020
Barium (Ba)	22.5	22.3	1%	0.02	1.96	1.54	24%	0.02	12.9	12.4	4%	0.02	<0.020
Beryllium (Be)	0.045	0.045	+/-MDL	0.01	<0.010	<0.010	--	0.01	<0.010	<0.010	--	0.01	<0.010
Bismuth (Bi)	0.0091	0.0069	+/-MDL	0.005	<0.0050	<0.0050	--	0.005	<0.0050	<0.0050	--	0.005	<0.0050
Boron (B)	195	198	2%	10	90	92	2%	10	247	237	4%	10	<10
Cadmium (Cd)	<0.0050	<0.0050	--	0.005	<0.0050	<0.0050	--	0.005	<0.0050	<0.0050	--	0.005	<0.0050
Calcium (Ca)	23.1	23.4	1%	0.05	15.1	14.9	1%	0.05	15.7	15.6	1%	0.05	<0.050
Chromium (Cr)	<0.10	<0.10	--	0.1	<0.10	0.13	--	0.1	<0.10	<0.10	--	0.1	<0.10
Cobalt (Co)	0.0478	0.0438	9%	0.005	0.0171	0.0182	+/-MDL	0.005	0.0126	0.0149	+/-MDL	0.005	<0.0050
Copper (Cu)	0.122	0.074	+/-MDL	0.05	<0.050	<0.050	--	0.05	<0.050	<0.050	--	0.05	<0.050
Iron (Fe)	357	310	14%	1	184	182	1%	1	90.5	88.7	2%	1	<1.0
Lead (Pb)	0.374	0.351	6%	0.005	0.0195	0.0207	+/-MDL	0.005	<0.0050	<0.0050	--	0.005	<0.0050
Lithium (Li)	6.75	6.76	0%	0.5	2.15	2.17	+/-MDL	0.5	5.83	5.75	1%	0.5	<0.50
Magnesium (Mg)	15	14.9	1%	0.05	6.85	6.81	1%	0.05	8.23	8.11	1%	0.05	<0.050
Manganese (Mn)	54.6	53.8	1%	0.05	35.2	34.9	1%	0.05	64.4	63.4	2%	0.05	<0.050
Mercury (Hg)	<0.00010	<0.00010	--	0.00001	<0.00001	<0.00001	--	0.00001	<0.00001	<0.00001	--	0.0001	<0.00010
Molybdenum (Mo)	9.42	9.32	1%	0.05	12	12.1	1%	0.05	7.06	6.96	1%	0.05	<0.050
Nickel (Ni)	0.607	0.602	1%	0.02	0.262	0.277	6%	0.02	0.133	0.122	9%	0.02	<0.020
Potassium (K)	1.28	1.24	3%	0.05	0.947	0.935	1%	0.05	2.1	2.07	1%	0.05	<0.050
Selenium (Se)	<0.040	<0.040	--	0.04	<0.040	<0.040	--	0.04	1.38	1.94	34%	0.04	<0.040
Silicon (Si)	4920	5080	3%	50	4760	4710	1%	50	3780	3690	2%	50	<50
Silver (Ag)	<0.0050	<0.0050	--	0.005	<0.0050	<0.0050	--	0.005	<0.0050	<0.0050	--	0.005	<0.0050
Sodium (Na)	25.5	25	2%	0.05	17	17.2	1%	0.05	22.9	22.2	3%	0.05	<0.050
Strontium (Sr)	325	324	0%	0.05	132	131	1%	0.05	157	157	0%	0.05	<0.050
Thallium (Tl)	<0.0020	<0.0020	--	0.002	<0.0020	<0.0020	--	0.002	0.0022	<0.0020	--	0.002	<0.0020
Tin (Sn)	<0.20	<0.20	--	0.2	<0.20	<0.20	--	0.2	<0.20	<0.20	--	0.2	<0.20
Titanium (Ti)	6.69	5.9	13%	0.5	<0.50	<0.50	--	0.5	<0.50	<0.50	--	0.5	<0.50
Uranium (U)	0.794	0.79	1%	0.002	0.197	0.202	3%	0.002	0.045	0.0404	11%	0.002	<0.0020
Vanadium (V)	<0.20	<0.20	--	0.2	<0.20	<0.20	--	0.2	<0.20	<0.20	--	0.2	<0.20
Zinc (Zn)	0.99	1	1%	0.1	0.54	0.49	+/-MDL	0.1	0.28	0.3	+/-MDL	0.1	<0.10
Nutritional Parameters													
Total Phosphorus (P)	0.0033	0.0027	+/-MDL	0.001	0.023	0.022	4%	0.001	0.029	0.029	0%	0.001	<0.0010

Notes:

MDL = Method Detection Limit

RPD = Relative Percent Difference

RPD value exceeds 20% or >MDL

-- not calculated (one or both result below MDL)

- parameter was not analyzed

APPENDIX C

2021 Laboratory Certificates of Analysis

Appendix C-I Analytical Report No. C1K6469

Monitoring Location	Golder Sample ID	Lab Sample ID
MW-IPD-07	MW-IPD-07	QEJ462
	MW-IPD-07-DUP-1	QEJ463

Your Project #: 21452766
Site Location: Meadowbank GW
Your C.O.C. #: 377479

Attention: Reporting

Agnico Eagle
Meadowbank
Meadowbank
Keewatin, NU
CANADA P0X 0A1

Report Date: 2021/08/23
Report #: R6778179
Version: 4 - Revision

CERTIFICATE OF ANALYSIS – REVISED REPORT

BV LABS JOB #: C1K6469
Received: 2021/07/22, 09:20

Sample Matrix: Ground Water
Samples Received: 2

Analyses	Quantity	Date Extracted	Date Analyzed	Laboratory Method	Analytical Method
Alkalinity (1)	2	N/A	2021/07/26	CAM SOP-00448	SM 23 2320 B m
Carbonate, Bicarbonate and Hydroxide (1)	2	N/A	2021/07/27	CAM SOP-00102	APHA 4500-CO2 D
Conductivity (1)	2	N/A	2021/07/26	CAM SOP-00414	SM 23 2510 m
Free (WAD) Cyanide (1)	2	N/A	2021/07/26	CAM SOP-00457	OMOE E3015 m
Total Cyanide (1)	2	2021/07/26	2021/07/26	CAM SOP-00457	OMOE E3015 5 m
Dissolved Organic Carbon (DOC) (1, 5)	2	N/A	2021/07/27	CAM SOP-00446	SM 23 5310 B m
Fluoride (1)	2	2021/07/24	2021/07/26	CAM SOP-00449	SM 23 4500-F C m
Dissolved Mercury (low level) (1)	2	2021/07/27	2021/07/28	CAM SOP-00453	EPA 7470 m
Mercury (low level) (1)	2	2021/07/28	2021/07/28	CAM SOP-00453	EPA 7470 m
Bromide in water by IC (2)	2	N/A	2021/07/29		
Low Level Chloride and Sulphate by AC (2)	2	N/A	2021/07/29	AB SOP-00020 / AB SOP-00018	SM23 4500-CL/SO4-E m
Cyanide (Free) (2)	2	2021/07/29	2021/07/29	CAL SOP-00266	EPA 9016d R0 m
Conductivity @25C (2)	2	N/A	2021/08/05	AB SOP-00005	SM 23 2510 B m
Hardness Total (calculated as CaCO3) (3, 6)	2	N/A	2021/07/28	BBY WI-00033	Auto Calc
Hardness (calculated as CaCO3) (3)	2	N/A	2021/07/30	BBY WI-00033	Auto Calc
Na, K, Ca, Mg, S by CRC ICPMS (diss.) (3)	2	N/A	2021/08/06	BBY WI-00033	Auto Calc
Elements by ICPMS Low Level (dissolved) (3)	2	N/A	2021/07/29	BBY7SOP-00002	EPA 6020B R2 m
Elements by ICPMS Low Level (dissolved) (3)	2	N/A	2021/08/01	BBY7SOP-00002	EPA 6020b R2 m
Na, K, Ca, Mg, S by CRC ICPMS (total) (3)	2	N/A	2021/08/06	BBY WI-00033	Auto Calc
Elements by ICPMS Low Level (total) (3)	2	N/A	2021/07/28	BBY7SOP-00002	EPA 6020B R2 m
Ammonia-N Low Level (2)	2	2021/07/30	2021/07/30	AB SOP-00007	SM23 4500 NH3 A G m
pH @25°C (2, 7)	2	N/A	2021/08/05	AB SOP-00005	SM 23 4500-H+B m
Orthophosphate by Konelab (low level) (3)	2	N/A	2021/07/27		
Sodium Adsorption Ratio (2)	2	N/A	2021/08/05		Auto Calc
Silica (Reactive) (2)	2	N/A	2021/08/01	AB SOP-00011	EPA370.1 R1978 m
Total Dissolved Solids (Calc. from EC) (2)	2	N/A	2021/08/05		Auto Calc
Total Phosphorus Low Level Total (2)	2	2021/07/29	2021/07/30	AB SOP-00024	SM 23 4500-P A,B,F m
Ammonium as NH4+ (1)	2	N/A	2021/07/30		
Nitrate (NO3) and Nitrite (NO2) in Water (1, 8)	2	N/A	2021/07/27	CAM SOP-00440	SM 23 4500-NO3I/NO2B
pH (1)	2	2021/07/24	2021/07/26	CAM SOP-00413	SM 4500H+ B m

Your Project #: 21452766
Site Location: Meadowbank GW
Your C.O.C. #: 377479

Attention: Reporting

Agnico Eagle
Meadowbank
Meadowbank
Keewatin, NU
CANADA P0X 0A1

Report Date: 2021/08/23
Report #: R6778179
Version: 4 - Revision

CERTIFICATE OF ANALYSIS – REVISED REPORT

BV LABS JOB #: C1K6469
Received: 2021/07/22, 09:20

Sample Matrix: Ground Water
Samples Received: 2

Analyses	Quantity	Date Extracted	Date Analyzed	Laboratory Method	Analytical Method
Field Measured pH (1, 9)	2	N/A	2021/07/23		Field pH Meter
Salinity (4, 10)	2	N/A	2021/08/20		SM 22 2520B
Total Dissolved Solids (1)	2	2021/07/26	2021/07/27	CAM SOP-00428	SM 23 2540C m
Field Temperature (1, 9)	2	N/A	2021/07/30		Field Thermometer
Total Kjeldahl Nitrogen in Water (1)	1	2021/07/26	2021/07/27	CAM SOP-00938	OMOE E3516 m
Total Kjeldahl Nitrogen in Water (1)	1	2021/07/26	2021/07/28	CAM SOP-00938	OMOE E3516 m
Total Organic Carbon (TOC) (1, 11)	2	N/A	2021/07/27	CAM SOP-00446	SM 23 5310B m
Low Level Total Suspended Solids (1)	2	2021/07/27	2021/07/28	CAM SOP-00428	SM 23 2540D m
Turbidity (1)	2	N/A	2021/07/26	CAM SOP-00417	SM 23 2130 B m
Un-ionized Ammonia (1)	2	2021/07/23	2021/07/30	Auto Calc.	PWQO

Remarks:

Bureau Veritas is accredited to ISO/IEC 17025 for specific parameters on scopes of accreditation. Unless otherwise noted, procedures used by Bureau Veritas are based upon recognized Provincial, Federal or US method compendia such as CCME, MELCC, EPA, APHA.

All work recorded herein has been done in accordance with procedures and practices ordinarily exercised by professionals in Bureau Veritas' profession using accepted testing methodologies, quality assurance and quality control procedures (except where otherwise agreed by the client and Bureau Veritas in writing). All data is in statistical control and has met quality control and method performance criteria unless otherwise noted. All method blanks are reported; unless indicated otherwise, associated sample data are not blank corrected. Where applicable, unless otherwise noted, Measurement Uncertainty has not been accounted for when stating conformity to the referenced standard.

Bureau Veritas liability is limited to the actual cost of the requested analyses, unless otherwise agreed in writing. There is no other warranty expressed or implied. Bureau Veritas has been retained to provide analysis of samples provided by the Client using the testing methodology referenced in this report. Interpretation and use of test results are the sole responsibility of the Client and are not within the scope of services provided by Bureau Veritas, unless otherwise agreed in writing. Bureau Veritas is not responsible for the accuracy or any data impacts, that result from the information provided by the customer or their agent.

Solid sample results, except biota, are based on dry weight unless otherwise indicated. Organic analyses are not recovery corrected except for isotope dilution methods.
Results relate to samples tested. When sampling is not conducted by Bureau Veritas, results relate to the supplied samples tested.
This Certificate shall not be reproduced except in full, without the written approval of the laboratory.
Reference Method suffix “m” indicates test methods incorporate validated modifications from specific reference methods to improve performance.
* RPDs calculated using raw data. The rounding of final results may result in the apparent difference.
(1) This test was performed by Bureau Veritas Mississauga

Your Project #: 21452766
Site Location: Meadowbank GW
Your C.O.C. #: 377479

Attention: Reporting

Agnico Eagle
Meadowbank
Meadowbank
Keewatin, NU
CANADA P0X 0A1

Report Date: 2021/08/23
Report #: R6778179
Version: 4 - Revision

CERTIFICATE OF ANALYSIS – REVISED REPORT

BV LABS JOB #: C1K6469
Received: 2021/07/22, 09:20

(2) This test was performed by Bureau Veritas Calgary via Mississauga
(3) This test was performed by Bureau Veritas Burnaby via Mississauga
(4) This test was performed by Bureau Veritas Bedford
(5) Dissolved Organic Carbon (DOC) present in the sample should be considered as non-purgeable DOC.
(6) "Total Hardness" was calculated from Total Ca and Mg concentrations and may be biased high (Hardness, or Dissolved Hardness, calculated from Dissolved Ca and Mg, should be used for compliance if available).
(7) The CCME method requires pH to be analysed within 15 minutes of sampling and therefore field analysis is required for compliance. All Laboratory pH analyses in this report are reported past the CCME holding time. Bureau Veritas Laboratories endeavours to analyze samples as soon as possible after receipt.
(8) Values for calculated parameters may not appear to add up due to rounding of raw data and significant figures.
(9) This is a field test, therefore, the results relate to items that were not analysed at Bureau Veritas Laboratories.
(10) Non-accredited test method
(11) Total Organic Carbon (TOC) present in the sample should be considered as non-purgeable TOC.

Encryption Key

Please direct all questions regarding this Certificate of Analysis to your Project Manager.
Katherine Szozda, Project Manager
Email: Katherine.Szozda@bureauveritas.com
Phone# (613)274-0573 Ext:7063633
==========
BV Labs has procedures in place to guard against improper use of the electronic signature and have the required "signatories", as per ISO/IEC 17025, signing the reports. For Service Group specific validation please refer to the Validation Signature Page.

BV Labs Job #: C1K6469
Report Date: 2021/08/23

Agnico Eagle
Client Project #: 21452766
Site Location: Meadowbank GW
Sampler Initials: JS

SALINITY IN WATER (GROUND WATER)

BV Labs ID		QEJ462	QEJ463		
Sampling Date		2021/07/19 11:45	2021/07/19 11:45		
COC Number		377479	377479		
	UNITS	**MW-IPD-07**	**MW-IPD-07-DUP-1**	**RDL**	**QC Batch**
Calculated Parameters					
Sodium Adsorption Ratio	N/A	1.2	1.2	0.10	7503552
Total dissolved solids (calc., EC)	mg/L	150	150	10	7503553
Inorganics					
Conductivity	uS/cm	250	250	2.0	7503549
pH	pH	8.12	8.24	N/A	7503551
Dissolved Chloride (Cl-)	mg/L	4.9	4.9	0.50	7496704
Dissolved Sulphate (SO4)	mg/L	17	16	0.50	7496704

RDL = Reportable Detection Limit
QC Batch = Quality Control Batch
N/A = Not Applicable

BV Labs Job #: C1K6469
Report Date: 2021/08/23

Agnico Eagle
Client Project #: 21452766
Site Location: Meadowbank GW
Sampler Initials: JS

RESULTS OF ANALYSES OF GROUND WATER

BV Labs ID		QEJ462			QEJ462			QEJ463		
Sampling Date		2021/07/19 11:45			2021/07/19 11:45			2021/07/19 11:45		
COC Number		377479			377479			377479		
	UNITS	**MW-IPD-07**	**RDL**	**QC Batch**	**MW-IPD-07 Lab-Dup**	**RDL**	**QC Batch**	**MW-IPD-07-DUP-1**	**RDL**	**QC Batch**
CONVENTIONALS										
Total Nitrogen (Ammonia Nitrogen)	mg/L	0.13	0.0050	7496705				0.14	0.0050	7496705
Calculated Parameters										
Ammonium (NH4)	mg/L	0.12	0.0046	7480796				0.10	0.0046	7480796
Bicarb. Alkalinity (calc. as CaCO3)	mg/L	100	1.0	7480175				100	1.0	7480175
Carb. Alkalinity (calc. as CaCO3)	mg/L	1.5	1.0	7480175				1.3	1.0	7480175
Dissolved Hardness (CaCO3)	mg/L	73.6	0.50	7488867				72.6	0.50	7488867
Total Un-ionized Ammonia	mg/L	0.0094	0.0046	7480561				0.0079	0.0046	7480561
Field Measurements										
Field Temperature	Celsius	21.16	N/A	ONSITE				21.16	N/A	ONSITE
Field Measured pH	pH	8.28		ONSITE				8.28		ONSITE
Inorganics										
Dissolved Bromide (Br-)	mg/L	0.076	0.010	7496703				0.071	0.010	7496703
Conductivity	mS/cm	0.249	0.001	7482356				0.247	0.001	7482356
Free Cyanide (CN)	ug/L	<1.0	1.0	7496176				2.1	1.0	7496176
Total Dissolved Solids	mg/L	125	10	7480183				125	10	7483659
Fluoride (F-)	mg/L	1.2	0.10	7482355				1.2	0.10	7482355
Total Kjeldahl Nitrogen (TKN)	mg/L	0.19	0.10	7484141				0.21	0.10	7483747
Dissolved Organic Carbon	mg/L	1.2	0.40	7483274				1.3	0.40	7483274
Total Organic Carbon (TOC)	mg/L	1.3	0.40	7483938	1.3	0.40	7483938	1.4	0.40	7483938
Orthophosphate (P)	mg/L	0.023	0.0010	7497829				0.022	0.0010	7497829
pH	pH	8.19		7482358				8.12		7482358
Salinity	N/A	<2.0	2.0	7531590	<2.0	2.0	7531590	<2.0	2.0	7531590
Reactive Silica (SiO2)	mg/L	7.8	0.050	7496172				7.8	0.050	7496172
Total Suspended Solids	mg/L	<1	1	7482285				<1	1	7482285
Total Cyanide (CN)	mg/L	<0.0050	0.0050	7483320	<0.0050	0.0050	7483320	<0.0050	0.0050	7483320
Turbidity	NTU	0.2	0.1	7482044				0.2	0.1	7482044
WAD Cyanide (Free)	mg/L	<0.0010	0.0010	7483307	<0.0010	0.0010	7483307	<0.0010	0.0010	7483307
Alkalinity (Total as CaCO3)	mg/L	100	1.0	7482357				100	1.0	7482357
Nitrite (N)	mg/L	<0.010	0.010	7482057				<0.010	0.010	7482057

RDL = Reportable Detection Limit
QC Batch = Quality Control Batch
Lab-Dup = Laboratory Initiated Duplicate
N/A = Not Applicable

BV Labs Job #: C1K6469
Report Date: 2021/08/23

Agnico Eagle
Client Project #: 21452766
Site Location: Meadowbank GW
Sampler Initials: JS

RESULTS OF ANALYSES OF GROUND WATER

BV Labs ID		QEJ462			QEJ462			QEJ463		
Sampling Date		2021/07/19 11:45			2021/07/19 11:45			2021/07/19 11:45		
COC Number		377479			377479			377479		
	UNITS	**MW-IPD-07**	**RDL**	**QC Batch**	**MW-IPD-07 Lab-Dup**	**RDL**	**QC Batch**	**MW-IPD-07-DUP-1**	**RDL**	**QC Batch**
Nitrate (N)	mg/L	<0.10	0.10	7482057				<0.10	0.10	7482057
Nitrate + Nitrite (N)	mg/L	<0.10	0.10	7482057				<0.10	0.10	7482057
Metals										
Dissolved Aluminum (Al)	ug/L	3.49	0.50	7497830				2.27	0.50	7497830
Total Aluminum (Al)	ug/L	1.98	0.50	7488866				1.63	0.50	7488866
Dissolved Antimony (Sb)	ug/L	<0.020	0.020	7494975				<0.020	0.020	7494975
Total Antimony (Sb)	ug/L	<0.020	0.020	7488866				<0.020	0.020	7488866
Dissolved Arsenic (As)	ug/L	2.93	0.020	7494975				2.78	0.020	7494975
Total Arsenic (As)	ug/L	3.03	0.020	7488866				2.99	0.020	7488866
Dissolved Barium (Ba)	ug/L	12.2	0.020	7494975				12.1	0.020	7494975
Total Barium (Ba)	ug/L	12.4	0.020	7488866				12.4	0.020	7488866
Dissolved Beryllium (Be)	ug/L	<0.010	0.010	7494975				<0.010	0.010	7494975
Total Beryllium (Be)	ug/L	<0.010	0.010	7488866				<0.010	0.010	7488866
Dissolved Bismuth (Bi)	ug/L	<0.0050	0.0050	7494975				<0.0050	0.0050	7494975
Total Bismuth (Bi)	ug/L	<0.0050	0.0050	7488866				<0.0050	0.0050	7488866
Dissolved Boron (B)	ug/L	242	10	7494975				245	10	7494975
Total Boron (B)	ug/L	238	10	7488866				233	10	7488866
Dissolved Cadmium (Cd)	ug/L	<0.0050	0.0050	7494975				<0.0050	0.0050	7494975
Total Cadmium (Cd)	ug/L	<0.0050	0.0050	7488866				<0.0050	0.0050	7488866
Dissolved Chromium (Cr)	ug/L	0.17	0.10	7494975				0.15	0.10	7494975
Total Chromium (Cr)	ug/L	0.10	0.10	7488866				0.12	0.10	7488866
Dissolved Cobalt (Co)	ug/L	0.0105	0.0050	7494975				0.0105	0.0050	7494975
Total Cobalt (Co)	ug/L	0.0093	0.0050	7488866				0.0105	0.0050	7488866
Dissolved Copper (Cu)	ug/L	0.167	0.050	7497830				<0.050	0.050	7494975
Total Copper (Cu)	ug/L	<0.050	0.050	7488866				<0.050	0.050	7488866
Dissolved Iron (Fe)	ug/L	70.1	1.0	7494975				67.6	1.0	7494975
Total Iron (Fe)	ug/L	94.6	1.0	7488866				96.3	1.0	7488866
Dissolved Lead (Pb)	ug/L	0.0093	0.0050	7494975				<0.0050	0.0050	7494975
Total Lead (Pb)	ug/L	<0.0050	0.0050	7488866				<0.0050	0.0050	7488866
Dissolved Lithium (Li)	ug/L	5.90	0.50	7494975				5.90	0.50	7494975
Total Lithium (Li)	ug/L	6.06	0.50	7488866				5.89	0.50	7488866

RDL = Reportable Detection Limit
QC Batch = Quality Control Batch
Lab-Dup = Laboratory Initiated Duplicate

BV Labs Job #: C1K6469
Report Date: 2021/08/23

Agnico Eagle
Client Project #: 21452766
Site Location: Meadowbank GW
Sampler Initials: JS

RESULTS OF ANALYSES OF GROUND WATER

BV Labs ID		QEJ462			QEJ462			QEJ463		
Sampling Date		2021/07/19 11:45			2021/07/19 11:45			2021/07/19 11:45		
COC Number		377479			377479			377479		
	UNITS	**MW-IPD-07**	**RDL**	**QC Batch**	**MW-IPD-07 Lab-Dup**	**RDL**	**QC Batch**	**MW-IPD-07-DUP-1**	**RDL**	**QC Batch**
Dissolved Manganese (Mn)	ug/L	67.1	0.050	7494975				65.7	0.050	7494975
Total Manganese (Mn)	ug/L	67.9	0.050	7488866				65.7	0.050	7488866
Dissolved Molybdenum (Mo)	ug/L	7.09	0.050	7494975				7.02	0.050	7494975
Total Molybdenum (Mo)	ug/L	7.14	0.050	7488866				7.02	0.050	7488866
Dissolved Nickel (Ni)	ug/L	0.107	0.020	7494975				0.140	0.020	7494975
Total Nickel (Ni)	ug/L	0.122	0.020	7488866				0.147	0.020	7488866
Dissolved Phosphorus (P)	ug/L	35.9	2.0	7494975				34.3	2.0	7494975
Total Phosphorus (P)	ug/L	33.8	2.0	7488866				34.4	2.0	7488866
Dissolved Selenium (Se)	ug/L	0.162	0.040	7494975				0.186	0.040	7497830
Total Silicon (Si)	ug/L	3400	50	7488866				3490	50	7488866
Total Selenium (Se)	ug/L	0.131	0.040	7488866				0.074	0.040	7488866
Dissolved Silicon (Si)	ug/L	3440	50	7494975				3420	50	7494975
Dissolved Silver (Ag)	ug/L	<0.0050	0.0050	7494975				<0.0050	0.0050	7494975
Total Silver (Ag)	ug/L	<0.0050	0.0050	7488866				<0.0050	0.0050	7488866
Dissolved Strontium (Sr)	ug/L	159	0.050	7494975				161	0.050	7494975
Total Strontium (Sr)	ug/L	163	0.050	7488866				161	0.050	7488866
Dissolved Thallium (Tl)	ug/L	0.0053	0.0020	7494975				<0.0020	0.0020	7494975
Total Thallium (Tl)	ug/L	0.0058	0.0020	7488866				<0.0020	0.0020	7488866
Dissolved Tin (Sn)	ug/L	<0.20	0.20	7494975				<0.20	0.20	7494975
Total Tin (Sn)	ug/L	<0.20	0.20	7488866				<0.20	0.20	7488866
Dissolved Titanium (Ti)	ug/L	<0.50	0.50	7494975				<0.50	0.50	7494975
Total Titanium (Ti)	ug/L	<0.50	0.50	7488866				<0.50	0.50	7488866
Dissolved Uranium (U)	ug/L	0.0401	0.0020	7494975				0.0400	0.0020	7494975
Total Uranium (U)	ug/L	0.0409	0.0020	7488866				0.0431	0.0020	7488866
Dissolved Vanadium (V)	ug/L	<0.20	0.20	7494975				<0.20	0.20	7494975
Total Vanadium (V)	ug/L	<0.20	0.20	7488866				<0.20	0.20	7488866
Dissolved Zinc (Zn)	ug/L	0.49	0.10	7494975				0.70	0.10	7494975
Total Zinc (Zn)	ug/L	0.60	0.10	7488866				0.54	0.10	7488866
Dissolved Zirconium (Zr)	ug/L	<0.10	0.10	7494975				<0.10	0.10	7494975
Total Zirconium (Zr)	ug/L	<0.10	0.10	7488866				<0.10	0.10	7488866
Dissolved Calcium (Ca)	mg/L	16.2	0.050	7507667				16.1	0.050	7507667

RDL = Reportable Detection Limit
QC Batch = Quality Control Batch
Lab-Dup = Laboratory Initiated Duplicate

BV Labs Job #: C1K6469
Report Date: 2021/08/23

Agnico Eagle
Client Project #: 21452766
Site Location: Meadowbank GW
Sampler Initials: JS

RESULTS OF ANALYSES OF GROUND WATER

BV Labs ID		QEJ462			QEJ462			QEJ463		
Sampling Date		2021/07/19 11:45			2021/07/19 11:45			2021/07/19 11:45		
COC Number		377479			377479			377479		
	UNITS	**MW-IPD-07**	**RDL**	**QC Batch**	**MW-IPD-07 Lab-Dup**	**RDL**	**QC Batch**	**MW-IPD-07-DUP-1**	**RDL**	**QC Batch**
Total Calcium (Ca)	mg/L	15.5	0.050	7507668				15.6	0.050	7507668
Dissolved Magnesium (Mg)	mg/L	8.38	0.050	7507667				8.43	0.050	7507667
Total Magnesium (Mg)	mg/L	8.23	0.050	7507668				8.11	0.050	7507668
Dissolved Potassium (K)	mg/L	2.02	0.050	7507667				2.06	0.050	7507667
Total Potassium (K)	mg/L	2.15	0.050	7507668				2.05	0.050	7507668
Dissolved Sodium (Na)	mg/L	24.0	0.050	7507667				24.0	0.050	7507667
Total Sodium (Na)	mg/L	24.0	0.050	7507668				23.2	0.050	7507668
Nutritional Parameters										
Total Phosphorus (P)	mg/L	0.033	0.0010	7495020				0.031	0.0010	7495020

RDL = Reportable Detection Limit
QC Batch = Quality Control Batch
Lab-Dup = Laboratory Initiated Duplicate

BV Labs ID		QEJ463		
Sampling Date		2021/07/19 11:45		
COC Number		377479		
	UNITS	**MW-IPD-07-DUP-1 Lab-Dup**	**RDL**	**QC Batch**
Inorganics				
Conductivity	mS/cm	0.243	0.001	7482356
Dissolved Organic Carbon	mg/L	1.3	0.40	7483274
pH	pH	8.20		7482358
Alkalinity (Total as CaCO3)	mg/L	100	1.0	7482357

RDL = Reportable Detection Limit
QC Batch = Quality Control Batch
Lab-Dup = Laboratory Initiated Duplicate

BV Labs Job #: C1K6469
Report Date: 2021/08/23

Agnico Eagle
Client Project #: 21452766
Site Location: Meadowbank GW
Sampler Initials: JS

ELEMENTS BY ATOMIC SPECTROSCOPY (GROUND WATER)

BV Labs ID		QEJ462	QEJ463		
Sampling Date		2021/07/19 11:45	2021/07/19 11:45		
COC Number		377479	377479		
	UNITS	**MW-IPD-07**	**MW-IPD-07-DUP-1**	**RDL**	**QC Batch**
Calculated Parameters					
Total Hardness (CaCO3)	mg/L	72.6	72.4	0.50	7488864
Metals					
Mercury (Hg)	mg/L	<0.00001	<0.00001	0.00001	7487547
Dissolved Mercury (Hg)	mg/L	<0.00001	<0.00001	0.00001	7485482

RDL = Reportable Detection Limit
QC Batch = Quality Control Batch

BV Labs Job #: C1K6469
Report Date: 2021/08/23

Agnico Eagle
Client Project #: 21452766
Site Location: Meadowbank GW
Sampler Initials: JS

TEST SUMMARY

BV Labs ID: QEJ462
Sample ID: MW-IPD-07
Matrix: Ground Water

Collected: 2021/07/19
Shipped:
Received: 2021/07/22

Test Description	Instrumentation	Batch	Extracted	Date Analyzed	Analyst
Alkalinity	AT	7482357	N/A	2021/07/26	Surinder Rai
Carbonate, Bicarbonate and Hydroxide	CALC	7480175	N/A	2021/07/27	Automated Statchk
Conductivity	AT	7482356	N/A	2021/07/26	Surinder Rai
Free (WAD) Cyanide	SKAL/CN	7483307	N/A	2021/07/26	Aditiben Patel
Total Cyanide	SKAL/CN	7483320	2021/07/26	2021/07/26	Aditiben Patel
Dissolved Organic Carbon (DOC)	TOCV/NDIR	7483274	N/A	2021/07/27	Julianna Castiglione
Fluoride	ISE	7482355	2021/07/24	2021/07/26	Surinder Rai
Dissolved Mercury (low level)	CV/AA	7485482	2021/07/27	2021/07/28	Gagandeep Rai
Mercury (low level)	CV/AA	7487547	2021/07/28	2021/07/28	Gagandeep Rai
Bromide in water by IC	IC/UV	7496703	N/A	2021/07/29	Karen Graham
Low Level Chloride and Sulphate by AC	KONE	7496704	N/A	2021/07/29	Bradley Freake
Cyanide (Free)	SPEC	7496176	2021/07/29	2021/07/29	Taylor Mullings
Conductivity @25C	COND	7503549	N/A	2021/08/05	Karen Graham
Hardness Total (calculated as CaCO3)	CALC	7488864	N/A	2021/07/28	Automated Statchk
Hardness (calculated as CaCO3)	CALC	7488867	N/A	2021/07/30	Automated Statchk
Na, K, Ca, Mg, S by CRC ICPMS (diss.)	ICP	7507667	N/A	2021/08/06	Automated Statchk
Elements by ICPMS Low Level (dissolved)	ICP/MS	7497830	N/A	2021/08/01	Andrew An
Na, K, Ca, Mg, S by CRC ICPMS (total)	ICP	7507668	N/A	2021/08/06	Automated Statchk
Elements by ICPMS Low Level (total)	ICP/MS	7488866	N/A	2021/07/28	Andrew An
Ammonia-N Low Level	KONE/UVVS	7496705	2021/07/30	2021/07/30	Jacqueline Fahrner
pH @25°C	AT/PH	7503551	N/A	2021/08/05	Karen Graham
Orthophosphate by Konelab (low level)	KONE	7497829	N/A	2021/07/27	Tajinder Sohal-Inactive
Sodium Adsorption Ratio	CALC	7503552	N/A	2021/08/05	Automated Statchk
Silica (Reactive)	KONE	7496172	N/A	2021/08/01	Serena Tian
Total Dissolved Solids (Calc. from EC)	CALC	7503553	N/A	2021/08/05	Automated Statchk
Total Phosphorus Low Level Total	KONE	7495020	2021/07/29	2021/07/30	Fadia Mostafa
Ammonium as NH4+	CALC/NH3	7480796	N/A	2021/07/30	Automated Statchk
Nitrate (NO3) and Nitrite (NO2) in Water	LACH	7482057	N/A	2021/07/27	Chandra Nandlal
pH	AT	7482358	2021/07/24	2021/07/26	Surinder Rai
Field Measured pH	PH	ONSITE	N/A	2021/07/23	Katherine Szozda
Salinity		7531590	N/A	2021/08/20	Brent Boudreau
Total Dissolved Solids	BAL	7480183	2021/07/26	2021/07/27	Shaneil Hall
Field Measured pH	PH	ONSITE	N/A	2021/07/30	Katherine Szozda
Total Kjeldahl Nitrogen in Water	SKAL	7484141	2021/07/26	2021/07/28	Rajni Tyagi
Total Organic Carbon (TOC)	TOCV/NDIR	7483938	N/A	2021/07/27	Julianna Castiglione
Low Level Total Suspended Solids	BAL	7482285	2021/07/27	2021/07/28	Shaneil Hall
Turbidity	AT	7482044	N/A	2021/07/26	Neil Dassanayake
Un-ionized Ammonia	CALC/NH3	7480561	2021/07/30	2021/07/30	Automated Statchk

BV Labs ID: QEJ462 Dup
Sample ID: MW-IPD-07
Matrix: Ground Water

Collected: 2021/07/19
Shipped:
Received: 2021/07/22

Test Description	Instrumentation	Batch	Extracted	Date Analyzed	Analyst
Free (WAD) Cyanide	SKAL/CN	7483307	N/A	2021/07/26	Aditiben Patel

BV Labs Job #: C1K6469
Report Date: 2021/08/23

Agnico Eagle
Client Project #: 21452766
Site Location: Meadowbank GW
Sampler Initials: JS

TEST SUMMARY

BV Labs ID: QEJ462 Dup
Sample ID: MW-IPD-07
Matrix: Ground Water

Collected: 2021/07/19
Shipped:
Received: 2021/07/22

Test Description	Instrumentation	Batch	Extracted	Date Analyzed	Analyst
Total Cyanide	SKAL/CN	7483320	2021/07/26	2021/07/26	Aditiben Patel
Salinity		7531590	N/A	2021/08/20	Brent Boudreau
Total Organic Carbon (TOC)	TOCV/NDIR	7483938	N/A	2021/07/27	Julianna Castiglione

BV Labs ID: QEJ463
Sample ID: MW-IPD-07-DUP-1
Matrix: Ground Water

Collected: 2021/07/19
Shipped:
Received: 2021/07/22

Test Description	Instrumentation	Batch	Extracted	Date Analyzed	Analyst
Alkalinity	AT	7482357	N/A	2021/07/26	Surinder Rai
Carbonate, Bicarbonate and Hydroxide	CALC	7480175	N/A	2021/07/27	Automated Statchk
Conductivity	AT	7482356	N/A	2021/07/26	Surinder Rai
Free (WAD) Cyanide	SKAL/CN	7483307	N/A	2021/07/26	Aditiben Patel
Total Cyanide	SKAL/CN	7483320	2021/07/26	2021/07/26	Aditiben Patel
Dissolved Organic Carbon (DOC)	TOCV/NDIR	7483274	N/A	2021/07/27	Julianna Castiglione
Fluoride	ISE	7482355	2021/07/24	2021/07/26	Surinder Rai
Dissolved Mercury (low level)	CV/AA	7485482	2021/07/27	2021/07/28	Gagandeep Rai
Mercury (low level)	CV/AA	7487547	2021/07/28	2021/07/28	Gagandeep Rai
Bromide in water by IC	IC/UV	7496703	N/A	2021/07/29	Karen Graham
Low Level Chloride and Sulphate by AC	KONE	7496704	N/A	2021/07/29	Bradley Freake
Cyanide (Free)	SPEC	7496176	2021/07/29	2021/07/29	Taylor Mullings
Conductivity @25C	COND	7503549	N/A	2021/08/05	Karen Graham
Hardness Total (calculated as CaCO3)	CALC	7488864	N/A	2021/07/28	Automated Statchk
Hardness (calculated as CaCO3)	CALC	7488867	N/A	2021/07/30	Automated Statchk
Na, K, Ca, Mg, S by CRC ICPMS (diss.)	ICP	7507667	N/A	2021/08/06	Automated Statchk
Elements by ICPMS Low Level (dissolved)	ICP/MS	7497830	N/A	2021/08/01	Andrew An
Na, K, Ca, Mg, S by CRC ICPMS (total)	ICP	7507668	N/A	2021/08/06	Automated Statchk
Elements by ICPMS Low Level (total)	ICP/MS	7488866	N/A	2021/07/28	Andrew An
Ammonia-N Low Level	KONE/UVVS	7496705	2021/07/30	2021/07/30	Jacqueline Fahrner
pH @25°C	AT/PH	7503551	N/A	2021/08/05	Karen Graham
Orthophosphate by Konelab (low level)	KONE	7497829	N/A	2021/07/27	Tajinder Sohal-Inactive
Sodium Adsorption Ratio	CALC	7503552	N/A	2021/08/05	Automated Statchk
Silica (Reactive)	KONE	7496172	N/A	2021/08/01	Serena Tian
Total Dissolved Solids (Calc. from EC)	CALC	7503553	N/A	2021/08/05	Automated Statchk
Total Phosphorus Low Level Total	KONE	7495020	2021/07/29	2021/07/30	Fadia Mostafa
Ammonium as NH4+	CALC/NH3	7480796	N/A	2021/07/30	Automated Statchk
Nitrate (NO3) and Nitrite (NO2) in Water	LACH	7482057	N/A	2021/07/27	Chandra Nandlal
pH	AT	7482358	2021/07/24	2021/07/26	Surinder Rai
Field Measured pH	PH	ONSITE	N/A	2021/07/23	Katherine Szozda
Salinity		7531590	N/A	2021/08/20	Brent Boudreau
Total Dissolved Solids	BAL	7483659	2021/07/26	2021/07/27	Shivani Desai
Field Measured pH	PH	ONSITE	N/A	2021/07/30	Katherine Szozda
Total Kjeldahl Nitrogen in Water	SKAL	7483747	2021/07/26	2021/07/27	Massarat Jan
Total Organic Carbon (TOC)	TOCV/NDIR	7483938	N/A	2021/07/27	Julianna Castiglione
Low Level Total Suspended Solids	BAL	7482285	2021/07/27	2021/07/28	Shaneil Hall

BV Labs Job #: C1K6469
Report Date: 2021/08/23

Agnico Eagle
Client Project #: 21452766
Site Location: Meadowbank GW
Sampler Initials: JS

TEST SUMMARY

BV Labs ID: QEJ463
Sample ID: MW-IPD-07-DUP-1
Matrix: Ground Water

Collected: 2021/07/19
Shipped:
Received: 2021/07/22

Test Description	Instrumentation	Batch	Extracted	Date Analyzed	Analyst
Turbidity	AT	7482044	N/A	2021/07/26	Neil Dassanayake
Un-ionized Ammonia	CALC/NH3	7480561	2021/07/30	2021/07/30	Automated Statchk

BV Labs ID: QEJ463 Dup
Sample ID: MW-IPD-07-DUP-1
Matrix: Ground Water

Collected: 2021/07/19
Shipped:
Received: 2021/07/22

Test Description	Instrumentation	Batch	Extracted	Date Analyzed	Analyst
Alkalinity	AT	7482357	N/A	2021/07/26	Surinder Rai
Conductivity	AT	7482356	N/A	2021/07/26	Surinder Rai
Dissolved Organic Carbon (DOC)	TOCV/NDIR	7483274	N/A	2021/07/27	Julianna Castiglione
pH	AT	7482358	2021/07/24	2021/07/26	Surinder Rai

BV Labs Job #: C1K6469
Report Date: 2021/08/23

Agnico Eagle
Client Project #: 21452766
Site Location: Meadowbank GW
Sampler Initials: JS

GENERAL COMMENTS

Each temperature is the average of up to three cooler temperatures taken at receipt

Package 1	6.3°C

Revised Report (2021/08/23): Salinity added and Dissolved Mg and Ca removed per client request
Revised Report (2021/08/06): Major ions added to metal analysis
Revised Report (2021/08/05): Salinity added per client request

Sample QEJ462 [MW-IPD-07] : Sample was analyzed past method specified hold time for Orthophosphate by Konelab (low level). Exceedance of hold time increases the uncertainty of test results but does not necessarily imply that results are compromised. Sample received past method specified hold time for Orthophosphate by Konelab (low level).

Sample QEJ463 [MW-IPD-07-DUP-1] : Sample was analyzed past method specified hold time for Orthophosphate by Konelab (low level). Exceedance of hold time increases the uncertainty of test results but does not necessarily imply that results are compromised. Sample received past method specified hold time for Orthophosphate by Konelab (low level).

Sample QEJ462, Elements by ICPMS Low Level (dissolved): Test repeated.
Sample QEJ463, Elements by ICPMS Low Level (dissolved): Test repeated.

Results relate only to the items tested.

BV Labs Job #: C1K6469
Report Date: 2021/08/23

QUALITY ASSURANCE REPORT

Agnico Eagle
Client Project #: 21452766
Site Location: Meadowbank GW
Sampler Initials: JS

			Matrix Spike		SPIKED BLANK		Method Blank		RPD		QC Standard	
QC Batch	Parameter	Date	% Recovery	QC Limits	% Recovery	QC Limits	Value	UNITS	Value (%)	QC Limits	% Recovery	QC Limits
7480183	Total Dissolved Solids	2021/07/27					<10	mg/L	0.99	25	97	90 - 110
7482044	Turbidity	2021/07/26			95	85 - 115	<0.1	NTU	18	20		
7482057	Nitrate (N)	2021/07/27	98	80 - 120	100	80 - 120	<0.10	mg/L	NC	20		
7482057	Nitrite (N)	2021/07/27	108	80 - 120	109	80 - 120	<0.010	mg/L	1.6	20		
7482285	Total Suspended Solids	2021/07/28					<1	mg/L	NC	25	95	85 - 115
7482355	Fluoride (F-)	2021/07/26	101	80 - 120	100	80 - 120	<0.10	mg/L	0.51	20		
7482356	Conductivity	2021/07/26			100	85 - 115	<0.001	mS/cm	1.6	25		
7482357	Alkalinity (Total as CaCO3)	2021/07/26			98	85 - 115	<1.0	mg/L	1.1	20		
7482358	pH	2021/07/26			102	98 - 103			0.91	N/A		
7483274	Dissolved Organic Carbon	2021/07/27	95	80 - 120	97	80 - 120	<0.40	mg/L	2.3	20		
7483307	WAD Cyanide (Free)	2021/07/26	96	80 - 120	99	80 - 120	<0.0010	mg/L	NC	20		
7483320	Total Cyanide (CN)	2021/07/26	93	80 - 120	93	80 - 120	<0.0050	mg/L	NC	20		
7483659	Total Dissolved Solids	2021/07/27					<10	mg/L	4.8	25	97	90 - 110
7483747	Total Kjeldahl Nitrogen (TKN)	2021/07/27	96	80 - 120	94	80 - 120	<0.10	mg/L	11	20	98	80 - 120
7483938	Total Organic Carbon (TOC)	2021/07/27	99	80 - 120	100	80 - 120	<0.40	mg/L	0.54	20		
7484141	Total Kjeldahl Nitrogen (TKN)	2021/07/28	105	80 - 120	101	80 - 120	<0.10	mg/L	NC	20	97	80 - 120
7485482	Dissolved Mercury (Hg)	2021/07/28	96	75 - 125	97	80 - 120	<0.00001	mg/L	NC	20		
7487547	Mercury (Hg)	2021/07/28	86	75 - 125	94	80 - 120	<0.00001	mg/L	NC	20		
7488866	Total Aluminum (Al)	2021/07/28	103	80 - 120	96	80 - 120	<0.50	ug/L				
7488866	Total Antimony (Sb)	2021/07/28	103	80 - 120	97	80 - 120	<0.020	ug/L				
7488866	Total Arsenic (As)	2021/07/28	100	80 - 120	95	80 - 120	<0.020	ug/L				
7488866	Total Barium (Ba)	2021/07/28	102	80 - 120	95	80 - 120	<0.020	ug/L				
7488866	Total Beryllium (Be)	2021/07/28	100	80 - 120	95	80 - 120	<0.010	ug/L				
7488866	Total Bismuth (Bi)	2021/07/28	101	80 - 120	98	80 - 120	<0.0050	ug/L				
7488866	Total Boron (B)	2021/07/28	104	80 - 120	97	80 - 120	<10	ug/L				
7488866	Total Cadmium (Cd)	2021/07/28	104	80 - 120	97	80 - 120	<0.0050	ug/L				
7488866	Total Chromium (Cr)	2021/07/28	105	80 - 120	99	80 - 120	<0.10	ug/L				
7488866	Total Cobalt (Co)	2021/07/28	103	80 - 120	97	80 - 120	<0.0050	ug/L				
7488866	Total Copper (Cu)	2021/07/28	103	80 - 120	98	80 - 120	<0.050	ug/L				
7488866	Total Iron (Fe)	2021/07/28	103	80 - 120	99	80 - 120	<1.0	ug/L				
7488866	Total Lead (Pb)	2021/07/28	102	80 - 120	101	80 - 120	<0.0050	ug/L				
7488866	Total Lithium (Li)	2021/07/28	90	80 - 120	87	80 - 120	<0.50	ug/L				

BV Labs Job #: C1K6469
Report Date: 2021/08/23

QUALITY ASSURANCE REPORT(CONT'D)

Agnico Eagle
Client Project #: 21452766
Site Location: Meadowbank GW
Sampler Initials: JS

			Matrix Spike		SPIKED BLANK		Method Blank		RPD		QC Standard	
QC Batch	Parameter	Date	% Recovery	QC Limits	% Recovery	QC Limits	Value	UNITS	Value (%)	QC Limits	% Recovery	QC Limits
7488866	Total Manganese (Mn)	2021/07/28	103	80 - 120	99	80 - 120	0.061, RDL=0.050 (1)	ug/L				
7488866	Total Molybdenum (Mo)	2021/07/28	106	80 - 120	100	80 - 120	<0.050	ug/L				
7488866	Total Nickel (Ni)	2021/07/28	103	80 - 120	98	80 - 120	<0.020	ug/L				
7488866	Total Phosphorus (P)	2021/07/28	100	80 - 120	95	80 - 120	<2.0	ug/L				
7488866	Total Selenium (Se)	2021/07/28	103	80 - 120	99	80 - 120	<0.040	ug/L				
7488866	Total Silicon (Si)	2021/07/28	96	80 - 120	96	80 - 120	<50	ug/L				
7488866	Total Silver (Ag)	2021/07/28	102	80 - 120	96	80 - 120	<0.0050	ug/L				
7488866	Total Strontium (Sr)	2021/07/28	100	80 - 120	97	80 - 120	<0.050	ug/L				
7488866	Total Thallium (Tl)	2021/07/28	103	80 - 120	99	80 - 120	<0.0020	ug/L				
7488866	Total Tin (Sn)	2021/07/28	105	80 - 120	99	80 - 120	<0.20	ug/L				
7488866	Total Titanium (Ti)	2021/07/28	103	80 - 120	99	80 - 120	<0.50	ug/L				
7488866	Total Uranium (U)	2021/07/28	106	80 - 120	102	80 - 120	<0.0020	ug/L				
7488866	Total Vanadium (V)	2021/07/28	105	80 - 120	98	80 - 120	<0.20	ug/L				
7488866	Total Zinc (Zn)	2021/07/28	107	80 - 120	102	80 - 120	<0.10	ug/L				
7488866	Total Zirconium (Zr)	2021/07/28	103	80 - 120	98	80 - 120	<0.10	ug/L				
7494975	Dissolved Antimony (Sb)	2021/07/29	100	80 - 120	104	80 - 120	<0.020	ug/L				
7494975	Dissolved Arsenic (As)	2021/07/29	100	80 - 120	101	80 - 120	<0.020	ug/L				
7494975	Dissolved Barium (Ba)	2021/07/29	96	80 - 120	100	80 - 120	<0.020	ug/L				
7494975	Dissolved Beryllium (Be)	2021/07/29	97	80 - 120	99	80 - 120	<0.010	ug/L				
7494975	Dissolved Bismuth (Bi)	2021/07/29	97	80 - 120	101	80 - 120	<0.0050	ug/L				
7494975	Dissolved Boron (B)	2021/07/29	104	80 - 120	105	80 - 120	<10	ug/L				
7494975	Dissolved Cadmium (Cd)	2021/07/29	100	80 - 120	103	80 - 120	<0.0050	ug/L				
7494975	Dissolved Chromium (Cr)	2021/07/29	101	80 - 120	105	80 - 120	<0.10	ug/L				
7494975	Dissolved Cobalt (Co)	2021/07/29	98	80 - 120	103	80 - 120	<0.0050	ug/L				
7494975	Dissolved Copper (Cu)	2021/07/29	98	80 - 120	104	80 - 120	<0.050	ug/L				
7494975	Dissolved Iron (Fe)	2021/07/29	104	80 - 120	104	80 - 120	<1.0	ug/L				
7494975	Dissolved Lead (Pb)	2021/07/29	100	80 - 120	103	80 - 120	<0.0050	ug/L				
7494975	Dissolved Lithium (Li)	2021/07/29	89	80 - 120	91	80 - 120	<0.50	ug/L				
7494975	Dissolved Manganese (Mn)	2021/07/29	96	80 - 120	103	80 - 120	<0.050	ug/L				
7494975	Dissolved Molybdenum (Mo)	2021/07/29	122 (2)	80 - 120	105	80 - 120	<0.050	ug/L				
7494975	Dissolved Nickel (Ni)	2021/07/29	99	80 - 120	105	80 - 120	<0.020	ug/L				

BV Labs Job #: C1K6469
Report Date: 2021/08/23

QUALITY ASSURANCE REPORT(CONT'D)

Agnico Eagle
Client Project #: 21452766
Site Location: Meadowbank GW
Sampler Initials: JS

			Matrix Spike		SPIKED BLANK		Method Blank		RPD		QC Standard	
QC Batch	Parameter	Date	% Recovery	QC Limits	% Recovery	QC Limits	Value	UNITS	Value (%)	QC Limits	% Recovery	QC Limits
7494975	Dissolved Phosphorus (P)	2021/07/29	102	80 - 120	101	80 - 120	<2.0	ug/L				
7494975	Dissolved Selenium (Se)	2021/07/29	100	80 - 120	98	80 - 120	<0.040	ug/L				
7494975	Dissolved Silicon (Si)	2021/07/29	94	80 - 120	99	80 - 120	<50	ug/L				
7494975	Dissolved Silver (Ag)	2021/07/29	100	80 - 120	102	80 - 120	<0.0050	ug/L				
7494975	Dissolved Strontium (Sr)	2021/07/29	NC	80 - 120	100	80 - 120	<0.050	ug/L				
7494975	Dissolved Thallium (Tl)	2021/07/29	99	80 - 120	101	80 - 120	<0.0020	ug/L				
7494975	Dissolved Tin (Sn)	2021/07/29	101	80 - 120	103	80 - 120	<0.20	ug/L				
7494975	Dissolved Titanium (Ti)	2021/07/29	100	80 - 120	103	80 - 120	<0.50	ug/L				
7494975	Dissolved Uranium (U)	2021/07/29	101	80 - 120	104	80 - 120	<0.0020	ug/L				
7494975	Dissolved Vanadium (V)	2021/07/29	102	80 - 120	104	80 - 120	<0.20	ug/L				
7494975	Dissolved Zinc (Zn)	2021/07/29	100	80 - 120	104	80 - 120	<0.10	ug/L				
7494975	Dissolved Zirconium (Zr)	2021/07/29	105	80 - 120	104	80 - 120	<0.10	ug/L				
7495020	Total Phosphorus (P)	2021/07/30	58 (2)	80 - 120	110	80 - 120	0.0017, RDL=0.0010 (3)	mg/L			93	N/A
7496172	Reactive Silica (SiO2)	2021/08/01	101	80 - 120	105	80 - 120	<0.050	mg/L	1.5	20		
7496176	Free Cyanide (CN)	2021/07/29	96	80 - 120	98	80 - 120	<1.0	ug/L				
7496703	Dissolved Bromide (Br-)	2021/07/29	100	80 - 120	102	80 - 120	<0.010	mg/L				
7496704	Dissolved Chloride (Cl-)	2021/07/29	111	80 - 120	104	80 - 120	<0.50	mg/L				
7496704	Dissolved Sulphate (SO4)	2021/07/29	NC	80 - 120	100	80 - 120	<0.50	mg/L				
7496705	Total Nitrogen (Ammonia Nitrogen)	2021/07/30	86	N/A	95	N/A	<0.0050	mg/L				
7497829	Orthophosphate (P)	2021/07/27			93	80 - 120	<0.0010	mg/L				
7497830	Dissolved Aluminum (Al)	2021/08/01			105	80 - 120	<0.50	ug/L				
7497830	Dissolved Copper (Cu)	2021/08/01			99	80 - 120	<0.050	ug/L				
7497830	Dissolved Selenium (Se)	2021/08/01			103	80 - 120	<0.040	ug/L				
7503549	Conductivity	2021/08/05			104	90 - 110	<2.0	uS/cm				
7503551	pH	2021/08/05			100	97 - 103						

BV Labs Job #: C1K6469
Report Date: 2021/08/23

QUALITY ASSURANCE REPORT(CONT'D)

Agnico Eagle
Client Project #: 21452766
Site Location: Meadowbank GW
Sampler Initials: JS

			Matrix Spike		SPIKED BLANK		Method Blank		RPD		QC Standard	
QC Batch	Parameter	Date	% Recovery	QC Limits	% Recovery	QC Limits	Value	UNITS	Value (%)	QC Limits	% Recovery	QC Limits
7531590	Salinity	2021/08/20					<2.0	N/A	NC	25	102	80 - 120

N/A = Not Applicable

Duplicate: Paired analysis of a separate portion of the same sample. Used to evaluate the variance in the measurement.

Matrix Spike: A sample to which a known amount of the analyte of interest has been added. Used to evaluate sample matrix interference.

QC Standard: A sample of known concentration prepared by an external agency under stringent conditions. Used as an independent check of method accuracy.

Spiked Blank: A blank matrix sample to which a known amount of the analyte, usually from a second source, has been added. Used to evaluate method accuracy.

Method Blank: A blank matrix containing all reagents used in the analytical procedure. Used to identify laboratory contamination.

NC (Matrix Spike): The recovery in the matrix spike was not calculated. The relative difference between the concentration in the parent sample and the spike amount was too small to permit a reliable recovery calculation (matrix spike concentration was less than the native sample concentration)

NC (Duplicate RPD): The duplicate RPD was not calculated. The concentration in the sample and/or duplicate was too low to permit a reliable RPD calculation (absolute difference <= 2x RDL).

(1) Method blank exceeds acceptance limits for Mn- 2X RDL acceptable for low level metals determination.

(2) Recovery or RPD for this parameter is outside control limits. The overall quality control for this analysis meets acceptability criteria.

(3) Method Blank<2X RDL.

BV Labs Job #: C1K6469
Report Date: 2021/08/23

Agnico Eagle
Client Project #: 21452766
Site Location: Meadowbank GW
Sampler Initials: JS

VALIDATION SIGNATURE PAGE

The analytical data and all QC contained in this report were reviewed and validated by:

Anastassia Hamanov, Scientific Specialist

David Huang, BBY Scientific Specialist

Ghayasuddin Khan, M.Sc., P.Chem., QP, Scientific Specialist, Inorganics

Eric Dearman, Scientific Specialist

Katherine Szozda, Project Manager

Sandy Yuan, M.Sc., QP, Scientific Specialist

BV Labs has procedures in place to guard against improper use of the electronic signature and have the required "signatories", as per ISO/IEC 17025, signing the reports.
For Service Group specific validation please refer to the Validation Signature Page.

BV Labs Job #: C1K6469
Report Date: 2021/08/23

Agnico Eagle
Client Project #: 21452766
Site Location: Meadowbank GW
Sampler Initials: JS

Exceedance Summary Table – Metal Mining Effluent Reg

Result Exceedances

Sample ID	BV Labs ID	Parameter	Criteria	Result	DL	UNITS
No Exceedances						

The exceedance summary table is for information purposes only and should not be considered a comprehensive listing or statement of conformance to applicable regulatory guidelines.

Bureau Veritas Laboratories 100 – 36 Antares Dr. Nepean, ON, K2E 7W5 Phone: 613-274-0573 Website: www.bvlabs.com

Appendix C-II Analytical Report No. C1K7780

Monitoring Location	Golder Sample ID	Lab Sample ID
MW-IPD-09	MW-IPD-09	QEQ210
	MW-IPD-09-DUP-1	QEQ211

Your P.O. #: 997577
Your Project #: 21452766
Site Location: Meadowbank GW
Your C.O.C. #: 378308

Attention: Reporting

Agnico Eagle
Meadowbank
Meadowbank
Keewatin, NU
CANADA P0X 0A1

Report Date: 2021/10/13
Report #: R6850955
Version: 4 - Revision

CERTIFICATE OF ANALYSIS – REVISED REPORT

BV LABS JOB #: C1K7780
Received: 2021/07/23, 09:30

Sample Matrix: Ground Water
Samples Received: 2

Analyses	Quantity	Date Extracted	Date Analyzed	Laboratory Method	Analytical Method
Alkalinity (1)	2	N/A	2021/07/27	CAM SOP-00448	SM 23 2320 B m
Carbonate, Bicarbonate and Hydroxide (1)	2	N/A	2021/07/27	CAM SOP-00102	APHA 4500-CO2 D
Conductivity (1)	2	N/A	2021/07/27	CAM SOP-00414	SM 23 2510 m
Free (WAD) Cyanide (1)	2	N/A	2021/07/27	CAM SOP-00457	OMOE E3015 m
Total Cyanide (1)	2	2021/07/27	2021/07/27	CAM SOP-00457	OMOE E3015 5 m
Dissolved Organic Carbon (DOC) (1, 5)	2	N/A	2021/07/28	CAM SOP-00446	SM 23 5310 B m
Fluoride (1)	1	2021/07/26	2021/07/27	CAM SOP-00449	SM 23 4500-F C m
Fluoride (1)	1	2021/07/26	2021/07/28	CAM SOP-00449	SM 23 4500-F C m
Dissolved Mercury (low level) (1)	1	2021/07/27	2021/07/28	CAM SOP-00453	EPA 7470 m
Dissolved Mercury (low level) (1)	1	2021/07/29	2021/07/30	CAM SOP-00453	EPA 7470 m
Mercury (low level) (1)	2	2021/07/28	2021/07/28	CAM SOP-00453	EPA 7470 m
Bromide in water by IC (2)	2	N/A	2021/07/29		
Low Level Chloride and Sulphate by AC (2)	2	N/A	2021/08/03	AB SOP-00020 / AB SOP-00018	SM23 4500-CL/SO4-E m
Cyanide (Free) (2)	2	2021/07/29	2021/07/29	CAL SOP-00266	EPA 9016d R0 m
Conductivity @25C (2)	2	N/A	2021/08/05	AB SOP-00005	SM 23 2510 B m
Hardness Total (calculated as CaCO3) (3, 6)	2	N/A	2021/07/30	BBY WI-00033	Auto Calc
Hardness (calculated as CaCO3) (3)	2	N/A	2021/07/30	BBY WI-00033	Auto Calc
Na, K, Ca, Mg, S by CRC ICPMS (diss.) (3)	2	N/A	2021/08/06	BBY WI-00033	Auto Calc
Elements by ICPMS Low Level (dissolved) (3)	2	N/A	2021/07/29	BBY7SOP-00002	EPA 6020B R2 m
Elements by ICPMS Low Level (dissolved) (3)	2	N/A	2021/08/01	BBY7SOP-00002	EPA 6020b R2 m
Na, K, Ca, Mg, S by CRC ICPMS (total) (3)	2	N/A	2021/08/06	BBY WI-00033	Auto Calc
Elements by ICPMS Low Level (total) (3)	2	N/A	2021/07/29	BBY7SOP-00002	EPA 6020B R2 m
Ammonia-N Low Level (2)	2	2021/07/28	2021/07/28	AB SOP-00007	SM23 4500 NH3 A G m
pH @25°C (2, 7)	2	N/A	2021/08/05	AB SOP-00005	SM 23 4500-H+B m
Orthophosphate by Konelab (low level) (3)	2	N/A	2021/07/28		
Sodium Adsorption Ratio (2)	2	N/A	2021/08/05		Auto Calc
Silica (Reactive) (2)	2	N/A	2021/08/02	AB SOP-00011	EPA370.1 R1978 m
Total Dissolved Solids (Calc. from EC) (2)	2	N/A	2021/08/05		Auto Calc
Total Phosphorus Low Level Total (2)	2	2021/07/30	2021/08/01	AB SOP-00024	SM 23 4500-P A,B,F m
Ammonium as NH4+ (1)	2	N/A	2021/07/30		

Bureau Veritas Laboratories 100 – 36 Antares Dr. Nepean, ON, K2E 7W5 Phone: 613-274-0573 Website: www.bvlabs.com

Your P.O. #: 997577
Your Project #: 21452766
Site Location: Meadowbank GW
Your C.O.C. #: 378308

Attention: Reporting

Agnico Eagle
Meadowbank
Meadowbank
Keewatin, NU
CANADA P0X 0A1

Report Date: 2021/10/13
Report #: R6850955
Version: 4 - Revision

CERTIFICATE OF ANALYSIS – REVISED REPORT

BV LABS JOB #: C1K7780
Received: 2021/07/23, 09:30

Sample Matrix: Ground Water
Samples Received: 2

Analyses	Quantity	Date Extracted	Date Analyzed	Laboratory Method	Analytical Method
Nitrate (NO3) and Nitrite (NO2) in Water (1, 8)	2	N/A	2021/07/27	CAM SOP-00440	SM 23 4500-NO3I/NO2B
pH (1)	2	2021/07/26	2021/07/27	CAM SOP-00413	SM 4500H+ B m
Field Measured pH (1, 9)	2	N/A	2021/07/24		Field pH Meter
Salinity (4, 10)	2	N/A	2021/08/20		SM 22 2520B
Total Dissolved Solids (1)	2	2021/07/27	2021/07/28	CAM SOP-00428	SM 23 2540C m
Field Temperature (1, 9)	2	N/A	2021/07/30		Field Thermometer
Total Kjeldahl Nitrogen in Water (1)	2	2021/07/27	2021/07/29	CAM SOP-00938	OMOE E3516 m
Total Organic Carbon (TOC) (1, 11)	2	N/A	2021/07/28	CAM SOP-00446	SM 23 5310B m
Low Level Total Suspended Solids (1)	2	2021/07/27	2021/07/28	CAM SOP-00428	SM 23 2540D m
Turbidity (1)	2	N/A	2021/07/27	CAM SOP-00417	SM 23 2130 B m
Un-ionized Ammonia (1)	2	2021/07/24	2021/07/30	Auto Calc.	PWQO

Remarks:

Bureau Veritas is accredited to ISO/IEC 17025 for specific parameters on scopes of accreditation. Unless otherwise noted, procedures used by Bureau Veritas are based upon recognized Provincial, Federal or US method compendia such as CCME, MELCC, EPA, APHA.

All work recorded herein has been done in accordance with procedures and practices ordinarily exercised by professionals in Bureau Veritas' profession using accepted testing methodologies, quality assurance and quality control procedures (except where otherwise agreed by the client and Bureau Veritas in writing). All data is in statistical control and has met quality control and method performance criteria unless otherwise noted. All method blanks are reported; unless indicated otherwise, associated sample data are not blank corrected. Where applicable, unless otherwise noted, Measurement Uncertainty has not been accounted for when stating conformity to the referenced standard.

Bureau Veritas liability is limited to the actual cost of the requested analyses, unless otherwise agreed in writing. There is no other warranty expressed or implied. Bureau Veritas has been retained to provide analysis of samples provided by the Client using the testing methodology referenced in this report. Interpretation and use of test results are the sole responsibility of the Client and are not within the scope of services provided by Bureau Veritas, unless otherwise agreed in writing. Bureau Veritas is not responsible for the accuracy or any data impacts, that result from the information provided by the customer or their agent.

Solid sample results, except biota, are based on dry weight unless otherwise indicated. Organic analyses are not recovery corrected except for isotope dilution methods.
Results relate to samples tested. When sampling is not conducted by Bureau Veritas, results relate to the supplied samples tested.
This Certificate shall not be reproduced except in full, without the written approval of the laboratory.
Reference Method suffix “m” indicates test methods incorporate validated modifications from specific reference methods to improve performance.
* RPDs calculated using raw data. The rounding of final results may result in the apparent difference.

Your P.O. #: 997577
Your Project #: 21452766
Site Location: Meadowbank GW
Your C.O.C. #: 378308

Attention: Reporting

Agnico Eagle
Meadowbank
Meadowbank
Keewatin, NU
CANADA P0X 0A1

Report Date: 2021/10/13
Report #: R6850955
Version: 4 - Revision

CERTIFICATE OF ANALYSIS – REVISED REPORT

BV LABS JOB #: C1K7780
Received: 2021/07/23, 09:30

(1) This test was performed by Bureau Veritas Mississauga, 6740 Campobello Rd , Mississauga, ON, L5N 2L8
(2) This test was performed by Bureau Veritas Calgary (19th), 4000 19th Street NE , Calgary, AB, T2E 6P8
(3) This test was performed by Bureau Veritas Burnaby, 4606 Canada Way , Burnaby, BC, V5G 1K5
(4) This test was performed by Bureau Veritas Bedford, 200 Bluewater Rd Suite 105, Bedford, NS, B4B 1G9
(5) Dissolved Organic Carbon (DOC) present in the sample should be considered as non-purgeable DOC.
(6) "Total Hardness" was calculated from Total Ca and Mg concentrations and may be biased high (Hardness, or Dissolved Hardness, calculated from Dissolved Ca and Mg, should be used for compliance if available).
(7) The CCME method requires pH to be analysed within 15 minutes of sampling and therefore field analysis is required for compliance. All Laboratory pH analyses in this report are reported past the CCME holding time. Bureau Veritas Laboratories endeavours to analyze samples as soon as possible after receipt.
(8) Values for calculated parameters may not appear to add up due to rounding of raw data and significant figures.
(9) This is a field test, therefore, the results relate to items that were not analysed at Bureau Veritas Laboratories.
(10) Non-accredited test method
(11) Total Organic Carbon (TOC) present in the sample should be considered as non-purgeable TOC.

Encryption Key

Please direct all questions regarding this Certificate of Analysis to your Project Manager.
Katherine Szozda, Project Manager
Email: Katherine.Szozda@bureauveritas.com
Phone# (613)274-0573 Ext:7063633
==========
BV Labs has procedures in place to guard against improper use of the electronic signature and have the required "signatories", as per ISO/IEC 17025, signing the reports. For Service Group specific validation please refer to the Validation Signature Page.

BV Labs Job #: C1K7780
Report Date: 2021/10/13

Agnico Eagle
Client Project #: 21452766
Site Location: Meadowbank GW
Your P.O. #: 997577
Sampler Initials: JS

RESULTS OF ANALYSES OF GROUND WATER

BV Labs ID		QEQ210			QEQ210			QEQ211		
Sampling Date		2021/07/20 11:00			2021/07/20 11:00			2021/07/20 11:00		
COC Number		378308			378308			378308		
	UNITS	**MW-IPD-09**	**RDL**	**QC Batch**	**MW-IPD-09 Lab-Dup**	**RDL**	**QC Batch**	**MW-IPD-09-DUP-1**	**RDL**	**QC Batch**
CONVENTIONALS										
Total Nitrogen (Ammonia Nitrogen)	mg/L	0.054	0.0050	7499863				0.052	0.0050	7499863
Calculated Parameters										
Ammonium (NH4)	mg/L	<0.0016	0.0016	7483408				<0.0016	0.0016	7483408
Bicarb. Alkalinity (calc. as CaCO3)	mg/L	67	1.0	7483407				69	1.0	7483407
Carb. Alkalinity (calc. as CaCO3)	mg/L	<1.0	1.0	7483407				<1.0	1.0	7483407
Dissolved Hardness (CaCO3)	mg/L	65.3	0.50	7497845				65.7	0.50	7497845
Sodium Adsorption Ratio	N/A	0.92	0.10	7503557				0.92	0.10	7503557
Total dissolved solids (calc., EC)	mg/L	130	10	7503558				130	10	7503558
Total Un-ionized Ammonia	mg/L	<0.0016	0.0016	7483409				<0.0016	0.0016	7483409
Field Measurements										
Field Temperature	Celsius	19.27	N/A	ONSITE				19.27	N/A	ONSITE
Field Measured pH	pH	7.86		ONSITE				7.86		ONSITE
Inorganics										
Dissolved Bromide (Br-)	mg/L	0.028	0.010	7499861				0.029	0.010	7499861
Conductivity	mS/cm	0.215	0.001	7484493	0.216	0.001	7484493	0.215	0.001	7484493
Conductivity	uS/cm	210	2.0	7503554				210	2.0	7503554
Free Cyanide (CN)	ug/L	<1.0	1.0	7496176				<1.0	1.0	7496176
Total Dissolved Solids	mg/L	105	10	7486592				95	10	7486587
Fluoride (F-)	mg/L	1.0	0.10	7487004				1.1	0.10	7484481
Total Kjeldahl Nitrogen (TKN)	mg/L	0.10	0.10	7485894				<0.10	0.10	7485894
Dissolved Organic Carbon	mg/L	1.1	0.40	7485128				0.96	0.40	7485128
Total Organic Carbon (TOC)	mg/L	0.87	0.40	7486479				0.89	0.40	7486479
Orthophosphate (P)	mg/L	0.024	0.0010	7497844				0.023	0.0010	7497844
pH	pH	7.95		7484497	8.02		7484497	8.14		7484497
Salinity	N/A	<2.0	2.0	7531590				<2.0	2.0	7531590
Reactive Silica (SiO2)	mg/L	11	0.25	7499860	11	0.25	7499860	11	0.25	7499860
Total Suspended Solids	mg/L	<1	1	7484142				1	1	7481903
Total Cyanide (CN)	mg/L	<0.0050	0.0050	7485330	<0.0050	0.0050	7485330	<0.0050	0.0050	7485330

RDL = Reportable Detection Limit
QC Batch = Quality Control Batch
Lab-Dup = Laboratory Initiated Duplicate
N/A = Not Applicable

BV Labs Job #: C1K7780
Report Date: 2021/10/13

Agnico Eagle
Client Project #: 21452766
Site Location: Meadowbank GW
Your P.O. #: 997577
Sampler Initials: JS

RESULTS OF ANALYSES OF GROUND WATER

BV Labs ID		QEQ210			QEQ210			QEQ211		
Sampling Date		2021/07/20 11:00			2021/07/20 11:00			2021/07/20 11:00		
COC Number		378308			378308			378308		
	UNITS	**MW-IPD-09**	**RDL**	**QC Batch**	**MW-IPD-09 Lab-Dup**	**RDL**	**QC Batch**	**MW-IPD-09-DUP-1**	**RDL**	**QC Batch**
Turbidity	NTU	0.2	0.1	7484138				0.3	0.1	7484138
WAD Cyanide (Free)	mg/L	<0.0010	0.0010	7485335	<0.0010	0.0010	7485335	<0.0010	0.0010	7485335
Alkalinity (Total as CaCO3)	mg/L	68	1.0	7484488	68	1.0	7484488	69	1.0	7484488
Dissolved Chloride (Cl-)	mg/L	2.4	0.50	7499862				2.3	0.50	7499862
Nitrite (N)	mg/L	<0.010	0.010	7484464				<0.010	0.010	7484464
Nitrate (N)	mg/L	<0.10	0.10	7484464				<0.10	0.10	7484464
Dissolved Sulphate (SO4)	mg/L	37	0.50	7499862				36	0.50	7499862
Nitrate + Nitrite (N)	mg/L	<0.10	0.10	7484464				<0.10	0.10	7484464
Metals										
Dissolved Aluminum (Al)	ug/L	2.06	0.50	7494975				2.51	0.50	7494975
Total Aluminum (Al)	ug/L	4.54	0.50	7497847				4.77	0.50	7497847
Dissolved Antimony (Sb)	ug/L	0.043	0.020	7494975				0.043	0.020	7494975
Total Antimony (Sb)	ug/L	0.044	0.020	7497847				0.044	0.020	7497847
Dissolved Arsenic (As)	ug/L	27.2	0.020	7494975				27.4	0.020	7494975
Total Arsenic (As)	ug/L	27.6	0.020	7497847				27.8	0.020	7497847
Dissolved Barium (Ba)	ug/L	1.84	0.020	7494975				1.80	0.020	7494975
Total Barium (Ba)	ug/L	1.88	0.020	7497847				1.85	0.020	7497847
Dissolved Beryllium (Be)	ug/L	<0.010	0.010	7494975				<0.010	0.010	7494975
Total Beryllium (Be)	ug/L	<0.010	0.010	7497847				<0.010	0.010	7497847
Dissolved Bismuth (Bi)	ug/L	<0.0050	0.0050	7494975				<0.0050	0.0050	7494975
Total Bismuth (Bi)	ug/L	<0.0050	0.0050	7497847				<0.0050	0.0050	7497847
Dissolved Boron (B)	ug/L	87	10	7494975				85	10	7494975
Total Boron (B)	ug/L	86	10	7497847				88	10	7497847
Dissolved Cadmium (Cd)	ug/L	<0.0050	0.0050	7494975				<0.0050	0.0050	7494975
Total Cadmium (Cd)	ug/L	<0.0050	0.0050	7497847				<0.0050	0.0050	7497847
Dissolved Chromium (Cr)	ug/L	0.13	0.10	7494975				0.13	0.10	7494975
Total Chromium (Cr)	ug/L	0.15	0.10	7497847				0.18	0.10	7497847
Dissolved Cobalt (Co)	ug/L	0.0219	0.0050	7494975				0.0225	0.0050	7494975
Total Cobalt (Co)	ug/L	0.0287	0.0050	7497847				0.0278	0.0050	7497847
Dissolved Copper (Cu)	ug/L	<0.050	0.050	7494975				<0.050	0.050	7494975

RDL = Reportable Detection Limit
QC Batch = Quality Control Batch
Lab-Dup = Laboratory Initiated Duplicate

BV Labs Job #: C1K7780
Report Date: 2021/10/13

Agnico Eagle
Client Project #: 21452766
Site Location: Meadowbank GW
Your P.O. #: 997577
Sampler Initials: JS

RESULTS OF ANALYSES OF GROUND WATER

BV Labs ID		QEQ210			QEQ210			QEQ211		
Sampling Date		2021/07/20 11:00			2021/07/20 11:00			2021/07/20 11:00		
COC Number		378308			378308			378308		
	UNITS	**MW-IPD-09**	**RDL**	**QC Batch**	**MW-IPD-09 Lab-Dup**	**RDL**	**QC Batch**	**MW-IPD-09-DUP-1**	**RDL**	**QC Batch**
Total Copper (Cu)	ug/L	<0.050	0.050	7497847				<0.050	0.050	7497847
Dissolved Iron (Fe)	ug/L	211	1.0	7494975				207	1.0	7494975
Total Iron (Fe)	ug/L	227	1.0	7497847				227	1.0	7497847
Dissolved Lead (Pb)	ug/L	<0.0050	0.0050	7494975				<0.0050	0.0050	7494975
Total Lead (Pb)	ug/L	0.0137	0.0050	7497847				0.0147	0.0050	7497847
Dissolved Lithium (Li)	ug/L	2.21	0.50	7494975				2.07	0.50	7494975
Total Lithium (Li)	ug/L	2.05	0.50	7497847				2.05	0.50	7497847
Dissolved Manganese (Mn)	ug/L	49.1	0.050	7494975				49.1	0.050	7494975
Total Manganese (Mn)	ug/L	48.3	0.050	7497847				49.4	0.050	7497847
Dissolved Molybdenum (Mo)	ug/L	11.8	0.050	7494975				11.9	0.050	7494975
Total Molybdenum (Mo)	ug/L	11.8	0.050	7497847				12.0	0.050	7497847
Dissolved Nickel (Ni)	ug/L	0.783	0.020	7494975				0.786	0.020	7494975
Total Nickel (Ni)	ug/L	0.862	0.020	7497847				0.871	0.020	7497847
Dissolved Phosphorus (P)	ug/L	22.2	2.0	7494975				21.6	2.0	7494975
Dissolved Selenium (Se)	ug/L	<0.040	0.040	7494975				<0.040	0.040	7494975
Total Silicon (Si)	ug/L	4290	50	7497847				4220	50	7497847
Total Selenium (Se)	ug/L	<0.040	0.040	7497847				<0.040	0.040	7497847
Dissolved Silicon (Si)	ug/L	4230	50	7494975				4280	50	7494975
Dissolved Silver (Ag)	ug/L	<0.0050	0.0050	7494975				<0.0050	0.0050	7494975
Total Silver (Ag)	ug/L	<0.0050	0.0050	7497847				<0.0050	0.0050	7497847
Dissolved Strontium (Sr)	ug/L	125	0.050	7494975				125	0.050	7494975
Total Strontium (Sr)	ug/L	125	0.050	7497847				126	0.050	7497847
Dissolved Thallium (Tl)	ug/L	<0.0020	0.0020	7494975				<0.0020	0.0020	7494975
Total Thallium (Tl)	ug/L	<0.0020	0.0020	7497847				<0.0020	0.0020	7497847
Dissolved Tin (Sn)	ug/L	<0.20	0.20	7494975				<0.20	0.20	7494975
Total Tin (Sn)	ug/L	<0.20	0.20	7497847				<0.20	0.20	7497847
Dissolved Titanium (Ti)	ug/L	<0.50	0.50	7494975				<0.50	0.50	7494975
Total Titanium (Ti)	ug/L	<0.50	0.50	7497847				<0.50	0.50	7497847
Dissolved Uranium (U)	ug/L	0.465	0.0020	7494975				0.446	0.0020	7494975
Total Uranium (U)	ug/L	0.455	0.0020	7497847				0.454	0.0020	7497847

RDL = Reportable Detection Limit
QC Batch = Quality Control Batch
Lab-Dup = Laboratory Initiated Duplicate

BV Labs Job #: C1K7780
Report Date: 2021/10/13

Agnico Eagle
Client Project #: 21452766
Site Location: Meadowbank GW
Your P.O. #: 997577
Sampler Initials: JS

RESULTS OF ANALYSES OF GROUND WATER

BV Labs ID		QEQ210			QEQ210			QEQ211		
Sampling Date		2021/07/20 11:00			2021/07/20 11:00			2021/07/20 11:00		
COC Number		378308			378308			378308		
	UNITS	**MW-IPD-09**	**RDL**	**QC Batch**	**MW-IPD-09 Lab-Dup**	**RDL**	**QC Batch**	**MW-IPD-09-DUP-1**	**RDL**	**QC Batch**
Dissolved Vanadium (V)	ug/L	<0.20	0.20	7494975				<0.20	0.20	7494975
Total Vanadium (V)	ug/L	<0.20	0.20	7497847				<0.20	0.20	7497847
Dissolved Zinc (Zn)	ug/L	1.35	0.10	7497830				1.78	0.10	7497830
Total Zinc (Zn)	ug/L	0.59	0.10	7497847				0.54	0.10	7497847
Dissolved Zirconium (Zr)	ug/L	<0.10	0.10	7494975				<0.10	0.10	7494975
Total Zirconium (Zr)	ug/L	<0.10	0.10	7497847				<0.10	0.10	7497847
Dissolved Calcium (Ca)	mg/L	15.9	0.050	7507667				15.2	0.050	7507667
Total Calcium (Ca)	mg/L	15.0	0.050	7507668				14.9	0.050	7507668
Dissolved Magnesium (Mg)	mg/L	7.18	0.050	7507667				7.04	0.050	7507667
Total Magnesium (Mg)	mg/L	6.83	0.050	7507668				7.02	0.050	7507668
Dissolved Potassium (K)	mg/L	1.05	0.050	7507667				1.04	0.050	7507667
Total Potassium (K)	mg/L	0.996	0.050	7507668				1.03	0.050	7507668
Dissolved Sodium (Na)	mg/L	17.5	0.050	7507667				17.4	0.050	7507667
Total Sodium (Na)	mg/L	16.6	0.050	7507668				17.0	0.050	7507668
Nutritional Parameters										
Total Phosphorus (P)	mg/L	0.016	0.0010	7499864				0.017	0.0010	7499864

RDL = Reportable Detection Limit
QC Batch = Quality Control Batch
Lab-Dup = Laboratory Initiated Duplicate

BV Labs ID		QEQ211		
Sampling Date		2021/07/20 11:00		
COC Number		378308		
	UNITS	**MW-IPD-09-DUP-1 Lab-Dup**	**RDL**	**QC Batch**
Inorganics				
Turbidity	NTU	0.3	0.1	7484138

RDL = Reportable Detection Limit
QC Batch = Quality Control Batch
Lab-Dup = Laboratory Initiated Duplicate

BV Labs Job #: C1K7780
Report Date: 2021/10/13

Agnico Eagle
Client Project #: 21452766
Site Location: Meadowbank GW
Your P.O. #: 997577
Sampler Initials: JS

ELEMENTS BY ATOMIC SPECTROSCOPY (GROUND WATER)

BV Labs ID		QEQ210			QEQ210			QEQ211		
Sampling Date		2021/07/20 11:00			2021/07/20 11:00			2021/07/20 11:00		
COC Number		378308			378308			378308		
	UNITS	**MW-IPD-09**	**RDL**	**QC Batch**	**MW-IPD-09 Lab-Dup**	**RDL**	**QC Batch**	**MW-IPD-09-DUP-1**	**RDL**	**QC Batch**
Calculated Parameters										
Total Hardness (CaCO3)	mg/L	65.5	0.50	7497846				66.1	0.50	7497846
Metals										
Mercury (Hg)	mg/L	<0.00001	0.00001	7487547				<0.00001	0.00001	7487547
Dissolved Mercury (Hg)	mg/L	<0.00001	0.00001	7485482	<0.00001	0.00001	7485482	<0.00001	0.00001	7491364

RDL = Reportable Detection Limit
QC Batch = Quality Control Batch
Lab-Dup = Laboratory Initiated Duplicate

BV Labs Job #: C1K7780
Report Date: 2021/10/13

Agnico Eagle
Client Project #: 21452766
Site Location: Meadowbank GW
Your P.O. #: 997577
Sampler Initials: JS

TEST SUMMARY

BV Labs ID: QEQ210
Sample ID: MW-IPD-09
Matrix: Ground Water

Collected: 2021/07/20
Shipped:
Received: 2021/07/23

Test Description	Instrumentation	Batch	Extracted	Date Analyzed	Analyst
Alkalinity	AT	7484488	N/A	2021/07/27	Surinder Rai
Carbonate, Bicarbonate and Hydroxide	CALC	7483407	N/A	2021/07/27	Automated Statchk
Conductivity	AT	7484493	N/A	2021/07/27	Surinder Rai
Free (WAD) Cyanide	SKAL/CN	7485335	N/A	2021/07/27	Aditiben Patel
Total Cyanide	SKAL/CN	7485330	2021/07/27	2021/07/27	Aditiben Patel
Dissolved Organic Carbon (DOC)	TOCV/NDIR	7485128	N/A	2021/07/28	Julianna Castiglione
Fluoride	ISE	7487004	2021/07/26	2021/07/28	Surinder Rai
Dissolved Mercury (low level)	CV/AA	7485482	2021/07/27	2021/07/28	Gagandeep Rai
Mercury (low level)	CV/AA	7487547	2021/07/28	2021/07/28	Gagandeep Rai
Bromide in water by IC	IC/UV	7499861	N/A	2021/07/29	Karen Graham
Low Level Chloride and Sulphate by AC	KONE	7499862	N/A	2021/08/03	Marjolen Busslinger
Cyanide (Free)	SPEC	7496176	2021/07/29	2021/07/29	Taylor Mullings
Conductivity @25C	COND	7503554	N/A	2021/08/05	Karen Graham
Hardness Total (calculated as CaCO3)	CALC	7497846	N/A	2021/07/30	Automated Statchk
Hardness (calculated as CaCO3)	CALC	7497845	N/A	2021/07/30	Automated Statchk
Na, K, Ca, Mg, S by CRC ICPMS (diss.)	ICP	7507667	N/A	2021/08/06	Automated Statchk
Elements by ICPMS Low Level (dissolved)	ICP/MS	7497830	N/A	2021/08/01	Andrew An
Na, K, Ca, Mg, S by CRC ICPMS (total)	ICP	7507668	N/A	2021/08/06	Automated Statchk
Elements by ICPMS Low Level (total)	ICP/MS	7497847	N/A	2021/07/29	Andrew An
Ammonia-N Low Level	KONE/UVVS	7499863	2021/07/28	2021/07/28	Ian Bullecer
pH @25°C	AT/PH	7503556	N/A	2021/08/05	Karen Graham
Orthophosphate by Konelab (low level)	KONE	7497844	N/A	2021/07/28	Tajinder Sohal-Inactive
Sodium Adsorption Ratio	CALC	7503557	N/A	2021/08/05	Automated Statchk
Silica (Reactive)	KONE	7499860	N/A	2021/08/02	Serena Tian
Total Dissolved Solids (Calc. from EC)	CALC	7503558	N/A	2021/08/05	Automated Statchk
Total Phosphorus Low Level Total	KONE	7499864	2021/07/30	2021/08/01	Serena Tian
Ammonium as NH4+	CALC/NH3	7483408	N/A	2021/07/30	Automated Statchk
Nitrate (NO3) and Nitrite (NO2) in Water	LACH	7484464	N/A	2021/07/27	Chandra Nandlal
pH	AT	7484497	2021/07/26	2021/07/27	Surinder Rai
Field Measured pH	PH	ONSITE	N/A	2021/07/24	Katherine Szozda
Salinity		7531590	N/A	2021/08/20	Brent Boudreau
Total Dissolved Solids	BAL	7486592	2021/07/27	2021/07/28	Sandeep Kaur
Field Measured pH	PH	ONSITE	N/A	2021/07/30	Katherine Szozda
Total Kjeldahl Nitrogen in Water	SKAL	7485894	2021/07/27	2021/07/29	Rajni Tyagi
Total Organic Carbon (TOC)	TOCV/NDIR	7486479	N/A	2021/07/28	Julianna Castiglione
Low Level Total Suspended Solids	BAL	7484142	2021/07/27	2021/07/28	Sandeep Kaur
Turbidity	AT	7484138	N/A	2021/07/27	Neil Dassanayake
Un-ionized Ammonia	CALC/NH3	7483409	2021/07/30	2021/07/30	Automated Statchk

BV Labs Job #: C1K7780
Report Date: 2021/10/13

Agnico Eagle
Client Project #: 21452766
Site Location: Meadowbank GW
Your P.O. #: 997577
Sampler Initials: JS

TEST SUMMARY

BV Labs ID: QEQ210 Dup
Sample ID: MW-IPD-09
Matrix: Ground Water

Collected: 2021/07/20
Shipped:
Received: 2021/07/23

Test Description	Instrumentation	Batch	Extracted	Date Analyzed	Analyst
Alkalinity	AT	7484488	N/A	2021/07/27	Surinder Rai
Conductivity	AT	7484493	N/A	2021/07/27	Surinder Rai
Free (WAD) Cyanide	SKAL/CN	7485335	N/A	2021/07/27	Aditiben Patel
Total Cyanide	SKAL/CN	7485330	2021/07/27	2021/07/27	Aditiben Patel
Dissolved Mercury (low level)	CV/AA	7485482	2021/07/27	2021/07/28	Gagandeep Rai
Silica (Reactive)	KONE	7499860	N/A	2021/08/02	Serena Tian
pH	AT	7484497	2021/07/26	2021/07/27	Surinder Rai

BV Labs ID: QEQ211
Sample ID: MW-IPD-09-DUP-1
Matrix: Ground Water

Collected: 2021/07/20
Shipped:
Received: 2021/07/23

Test Description	Instrumentation	Batch	Extracted	Date Analyzed	Analyst
Alkalinity	AT	7484488	N/A	2021/07/27	Surinder Rai
Carbonate, Bicarbonate and Hydroxide	CALC	7483407	N/A	2021/07/27	Automated Statchk
Conductivity	AT	7484493	N/A	2021/07/27	Surinder Rai
Free (WAD) Cyanide	SKAL/CN	7485335	N/A	2021/07/27	Aditiben Patel
Total Cyanide	SKAL/CN	7485330	2021/07/27	2021/07/27	Aditiben Patel
Dissolved Organic Carbon (DOC)	TOCV/NDIR	7485128	N/A	2021/07/28	Julianna Castiglione
Fluoride	ISE	7484481	2021/07/26	2021/07/27	Surinder Rai
Dissolved Mercury (low level)	CV/AA	7491364	2021/07/29	2021/07/30	Meghaben Patel
Mercury (low level)	CV/AA	7487547	2021/07/28	2021/07/28	Gagandeep Rai
Bromide in water by IC	IC/UV	7499861	N/A	2021/07/29	Karen Graham
Low Level Chloride and Sulphate by AC	KONE	7499862	N/A	2021/08/03	Marjolen Busslinger
Cyanide (Free)	SPEC	7496176	2021/07/29	2021/07/29	Taylor Mullings
Conductivity @25C	COND	7503554	N/A	2021/08/05	Karen Graham
Hardness Total (calculated as CaCO3)	CALC	7497846	N/A	2021/07/30	Automated Statchk
Hardness (calculated as CaCO3)	CALC	7497845	N/A	2021/07/30	Automated Statchk
Na, K, Ca, Mg, S by CRC ICPMS (diss.)	ICP	7507667	N/A	2021/08/06	Automated Statchk
Elements by ICPMS Low Level (dissolved)	ICP/MS	7497830	N/A	2021/08/01	Andrew An
Na, K, Ca, Mg, S by CRC ICPMS (total)	ICP	7507668	N/A	2021/08/06	Automated Statchk
Elements by ICPMS Low Level (total)	ICP/MS	7497847	N/A	2021/07/29	Andrew An
Ammonia-N Low Level	KONE/UVVS	7499863	2021/07/28	2021/07/28	Ian Bullecer
pH @25°C	AT/PH	7503556	N/A	2021/08/05	Karen Graham
Orthophosphate by Konelab (low level)	KONE	7497844	N/A	2021/07/28	Tajinder Sohal-Inactive
Sodium Adsorption Ratio	CALC	7503557	N/A	2021/08/05	Automated Statchk
Silica (Reactive)	KONE	7499860	N/A	2021/08/02	Serena Tian
Total Dissolved Solids (Calc. from EC)	CALC	7503558	N/A	2021/08/05	Automated Statchk
Total Phosphorus Low Level Total	KONE	7499864	2021/07/30	2021/08/01	Serena Tian
Ammonium as NH4+	CALC/NH3	7483408	N/A	2021/07/30	Automated Statchk
Nitrate (NO3) and Nitrite (NO2) in Water	LACH	7484464	N/A	2021/07/27	Chandra Nandlal
pH	AT	7484497	2021/07/26	2021/07/27	Surinder Rai
Field Measured pH	PH	ONSITE	N/A	2021/07/24	Katherine Szozda
Salinity		7531590	N/A	2021/08/20	Brent Boudreau

BV Labs Job #: C1K7780
Report Date: 2021/10/13

Agnico Eagle
Client Project #: 21452766
Site Location: Meadowbank GW
Your P.O. #: 997577
Sampler Initials: JS

TEST SUMMARY

BV Labs ID: QEQ211
Sample ID: MW-IPD-09-DUP-1
Matrix: Ground Water

Collected: 2021/07/20
Shipped:
Received: 2021/07/23

Test Description	Instrumentation	Batch	Extracted	Date Analyzed	Analyst
Total Dissolved Solids	BAL	7486587	2021/07/27	2021/07/28	Sandeep Kaur
Field Measured pH	PH	ONSITE	N/A	2021/07/30	Katherine Szozda
Total Kjeldahl Nitrogen in Water	SKAL	7485894	2021/07/27	2021/07/29	Rajni Tyagi
Total Organic Carbon (TOC)	TOCV/NDIR	7486479	N/A	2021/07/28	Julianna Castiglione
Low Level Total Suspended Solids	BAL	7481903	2021/07/27	2021/07/28	Sandeep Kaur
Turbidity	AT	7484138	N/A	2021/07/27	Neil Dassanayake
Un-ionized Ammonia	CALC/NH3	7483409	2021/07/30	2021/07/30	Automated Statchk

BV Labs ID: QEQ211 Dup
Sample ID: MW-IPD-09-DUP-1
Matrix: Ground Water

Collected: 2021/07/20
Shipped:
Received: 2021/07/23

Test Description	Instrumentation	Batch	Extracted	Date Analyzed	Analyst
Turbidity	AT	7484138	N/A	2021/07/27	Neil Dassanayake

BV Labs Job #: C1K7780
Report Date: 2021/10/13

Agnico Eagle
Client Project #: 21452766
Site Location: Meadowbank GW
Your P.O. #: 997577
Sampler Initials: JS

GENERAL COMMENTS

Each temperature is the average of up to three cooler temperatures taken at receipt

Package 1	14.3°C

Revised Report (2021/10/13): Metal scan Phosphorus removed
Revised Report (2021/08/23): Salinity added and Dissolved Mg and Ca removed per client request
Revised Report (2021/08/06): Major ions added to metal analysis

Sample QEQ210 [MW-IPD-09] : TOC< DOC: Both values fall within the method uncertainty for duplicates and are likely equivalent. Sample was analyzed past method specified hold time for Orthophosphate by Konelab (low level). Exceedance of hold time increases the uncertainty of test results but does not necessarily imply that results are compromised. Sample received past method specified hold time for Orthophosphate by Konelab (low level).

Sample QEQ211 [MW-IPD-09-DUP-1] : TOC< DOC: Both values fall within the method uncertainty for duplicates and are likely equivalent. Sample was analyzed past method specified hold time for Orthophosphate by Konelab (low level). Exceedance of hold time increases the uncertainty of test results but does not necessarily imply that results are compromised. Sample received past method specified hold time for Orthophosphate by Konelab (low level).

Sample QEQ210, Elements by ICPMS Low Level (dissolved): Test repeated.
Sample QEQ211, Elements by ICPMS Low Level (dissolved): Test repeated.

Results relate only to the items tested.

BV Labs Job #: C1K7780
Report Date: 2021/10/13

QUALITY ASSURANCE REPORT

Agnico Eagle
Client Project #: 21452766
Site Location: Meadowbank GW
Your P.O. #: 997577
Sampler Initials: JS

			Matrix Spike		SPIKED BLANK		Method Blank		RPD		QC Standard	
QC Batch	Parameter	Date	% Recovery	QC Limits	% Recovery	QC Limits	Value	UNITS	Value (%)	QC Limits	% Recovery	QC Limits
7481903	Total Suspended Solids	2021/07/28					<1	mg/L	0	25	100	85 - 115
7484138	Turbidity	2021/07/27			97	85 - 115	<0.1	NTU	2.5	20		
7484142	Total Suspended Solids	2021/07/28					<1	mg/L	11	25	98	85 - 115
7484464	Nitrate (N)	2021/07/27	96	80 - 120	99	80 - 120	<0.10	mg/L	NC	20		
7484464	Nitrite (N)	2021/07/27	108	80 - 120	109	80 - 120	<0.010	mg/L	NC	20		
7484481	Fluoride (F-)	2021/07/27	104	80 - 120	105	80 - 120	<0.10	mg/L	8.0	20		
7484488	Alkalinity (Total as CaCO3)	2021/07/27			95	85 - 115	<1.0	mg/L	0.34	20		
7484493	Conductivity	2021/07/27			101	85 - 115	<0.001	mS/cm	0.46	25		
7484497	pH	2021/07/27			102	98 - 103			0.88	N/A		
7485128	Dissolved Organic Carbon	2021/07/28	97	80 - 120	96	80 - 120	<0.40	mg/L	4.2	20		
7485330	Total Cyanide (CN)	2021/07/27	95	80 - 120	94	80 - 120	<0.0050	mg/L	NC	20		
7485335	WAD Cyanide (Free)	2021/07/27	98	80 - 120	97	80 - 120	<0.0010	mg/L	NC	20		
7485482	Dissolved Mercury (Hg)	2021/07/28	96	75 - 125	97	80 - 120	<0.00001	mg/L	NC	20		
7485894	Total Kjeldahl Nitrogen (TKN)	2021/07/29	111	80 - 120	102	80 - 120	<0.10	mg/L	8.1	20	103	80 - 120
7486479	Total Organic Carbon (TOC)	2021/07/28	96	80 - 120	99	80 - 120	<0.40	mg/L	3.9	20		
7486587	Total Dissolved Solids	2021/07/28					<10	mg/L	0.35	25	102	90 - 110
7486592	Total Dissolved Solids	2021/07/28					<10	mg/L	0.86	25	98	90 - 110
7487004	Fluoride (F-)	2021/07/28	100	80 - 120	100	80 - 120	<0.10	mg/L	NC	20		
7487547	Mercury (Hg)	2021/07/28	86	75 - 125	94	80 - 120	<0.00001	mg/L	NC	20		
7491364	Dissolved Mercury (Hg)	2021/07/30	93	75 - 125	99	80 - 120	<0.00001	mg/L	NC	20		
7494975	Dissolved Aluminum (Al)	2021/07/29	99	80 - 120	102	80 - 120	<0.50	ug/L				
7494975	Dissolved Antimony (Sb)	2021/07/29	100	80 - 120	104	80 - 120	<0.020	ug/L				
7494975	Dissolved Arsenic (As)	2021/07/29	100	80 - 120	101	80 - 120	<0.020	ug/L				
7494975	Dissolved Barium (Ba)	2021/07/29	96	80 - 120	100	80 - 120	<0.020	ug/L				
7494975	Dissolved Beryllium (Be)	2021/07/29	97	80 - 120	99	80 - 120	<0.010	ug/L				
7494975	Dissolved Bismuth (Bi)	2021/07/29	97	80 - 120	101	80 - 120	<0.0050	ug/L				
7494975	Dissolved Boron (B)	2021/07/29	104	80 - 120	105	80 - 120	<10	ug/L				
7494975	Dissolved Cadmium (Cd)	2021/07/29	100	80 - 120	103	80 - 120	<0.0050	ug/L				
7494975	Dissolved Chromium (Cr)	2021/07/29	101	80 - 120	105	80 - 120	<0.10	ug/L				
7494975	Dissolved Cobalt (Co)	2021/07/29	98	80 - 120	103	80 - 120	<0.0050	ug/L				
7494975	Dissolved Copper (Cu)	2021/07/29	98	80 - 120	104	80 - 120	<0.050	ug/L				

BV Labs Job #: C1K7780
Report Date: 2021/10/13

QUALITY ASSURANCE REPORT(CONT'D)

Agnico Eagle
Client Project #: 21452766
Site Location: Meadowbank GW
Your P.O. #: 997577
Sampler Initials: JS

			Matrix Spike		SPIKED BLANK		Method Blank		RPD		QC Standard	
QC Batch	Parameter	Date	% Recovery	QC Limits	% Recovery	QC Limits	Value	UNITS	Value (%)	QC Limits	% Recovery	QC Limits
7494975	Dissolved Iron (Fe)	2021/07/29	104	80 - 120	104	80 - 120	<1.0	ug/L				
7494975	Dissolved Lead (Pb)	2021/07/29	100	80 - 120	103	80 - 120	<0.0050	ug/L				
7494975	Dissolved Lithium (Li)	2021/07/29	89	80 - 120	91	80 - 120	<0.50	ug/L				
7494975	Dissolved Manganese (Mn)	2021/07/29	96	80 - 120	103	80 - 120	<0.050	ug/L				
7494975	Dissolved Molybdenum (Mo)	2021/07/29	122 (1)	80 - 120	105	80 - 120	<0.050	ug/L				
7494975	Dissolved Nickel (Ni)	2021/07/29	99	80 - 120	105	80 - 120	<0.020	ug/L				
7494975	Dissolved Phosphorus (P)	2021/07/29	102	80 - 120	101	80 - 120	<2.0	ug/L				
7494975	Dissolved Selenium (Se)	2021/07/29	100	80 - 120	98	80 - 120	<0.040	ug/L				
7494975	Dissolved Silicon (Si)	2021/07/29	94	80 - 120	99	80 - 120	<50	ug/L				
7494975	Dissolved Silver (Ag)	2021/07/29	100	80 - 120	102	80 - 120	<0.0050	ug/L				
7494975	Dissolved Strontium (Sr)	2021/07/29	NC	80 - 120	100	80 - 120	<0.050	ug/L				
7494975	Dissolved Thallium (Tl)	2021/07/29	99	80 - 120	101	80 - 120	<0.0020	ug/L				
7494975	Dissolved Tin (Sn)	2021/07/29	101	80 - 120	103	80 - 120	<0.20	ug/L				
7494975	Dissolved Titanium (Ti)	2021/07/29	100	80 - 120	103	80 - 120	<0.50	ug/L				
7494975	Dissolved Uranium (U)	2021/07/29	101	80 - 120	104	80 - 120	<0.0020	ug/L				
7494975	Dissolved Vanadium (V)	2021/07/29	102	80 - 120	104	80 - 120	<0.20	ug/L				
7494975	Dissolved Zirconium (Zr)	2021/07/29	105	80 - 120	104	80 - 120	<0.10	ug/L				
7496176	Free Cyanide (CN)	2021/07/29	96	80 - 120	98	80 - 120	<1.0	ug/L				
7497830	Dissolved Zinc (Zn)	2021/08/01			105	80 - 120	<0.10	ug/L				
7497844	Orthophosphate (P)	2021/07/28	92	80 - 120	96	80 - 120	<0.0010	mg/L				
7497847	Total Aluminum (Al)	2021/07/29	98	80 - 120	101	80 - 120	<0.50	ug/L				
7497847	Total Antimony (Sb)	2021/07/29	98	80 - 120	101	80 - 120	<0.020	ug/L				
7497847	Total Arsenic (As)	2021/07/29	99	80 - 120	99	80 - 120	<0.020	ug/L				
7497847	Total Barium (Ba)	2021/07/29	96	80 - 120	99	80 - 120	<0.020	ug/L				
7497847	Total Beryllium (Be)	2021/07/29	100	80 - 120	103	80 - 120	<0.010	ug/L				
7497847	Total Bismuth (Bi)	2021/07/29	95	80 - 120	100	80 - 120	<0.0050	ug/L				
7497847	Total Boron (B)	2021/07/29	105	80 - 120	107	80 - 120	<10	ug/L				
7497847	Total Cadmium (Cd)	2021/07/29	99	80 - 120	101	80 - 120	<0.0050	ug/L				
7497847	Total Chromium (Cr)	2021/07/29	100	80 - 120	101	80 - 120	<0.10	ug/L				
7497847	Total Cobalt (Co)	2021/07/29	97	80 - 120	99	80 - 120	<0.0050	ug/L				
7497847	Total Copper (Cu)	2021/07/29	96	80 - 120	99	80 - 120	<0.050	ug/L				

BV Labs Job #: C1K7780
Report Date: 2021/10/13

QUALITY ASSURANCE REPORT(CONT'D)

Agnico Eagle
Client Project #: 21452766
Site Location: Meadowbank GW
Your P.O. #: 997577
Sampler Initials: JS

			Matrix Spike		SPIKED BLANK		Method Blank		RPD		QC Standard	
QC Batch	Parameter	Date	% Recovery	QC Limits	% Recovery	QC Limits	Value	UNITS	Value (%)	QC Limits	% Recovery	QC Limits
7497847	Total Iron (Fe)	2021/07/29	97	80 - 120	103	80 - 120	<1.0	ug/L				
7497847	Total Lead (Pb)	2021/07/29	98	80 - 120	99	80 - 120	<0.0050	ug/L				
7497847	Total Lithium (Li)	2021/07/29	92	80 - 120	96	80 - 120	<0.50	ug/L				
7497847	Total Manganese (Mn)	2021/07/29	97	80 - 120	99	80 - 120	<0.050	ug/L				
7497847	Total Molybdenum (Mo)	2021/07/29	103	80 - 120	102	80 - 120	<0.050	ug/L				
7497847	Total Nickel (Ni)	2021/07/29	98	80 - 120	100	80 - 120	<0.020	ug/L				
7497847	Total Selenium (Se)	2021/07/29	98	80 - 120	99	80 - 120	<0.040	ug/L				
7497847	Total Silicon (Si)	2021/07/29	86	80 - 120	99	80 - 120	<50	ug/L				
7497847	Total Silver (Ag)	2021/07/29	100	80 - 120	101	80 - 120	<0.0050	ug/L				
7497847	Total Strontium (Sr)	2021/07/29	NC	80 - 120	99	80 - 120	<0.050	ug/L				
7497847	Total Thallium (Tl)	2021/07/29	97	80 - 120	100	80 - 120	<0.0020	ug/L				
7497847	Total Tin (Sn)	2021/07/29	99	80 - 120	102	80 - 120	<0.20	ug/L				
7497847	Total Titanium (Ti)	2021/07/29	98	80 - 120	102	80 - 120	<0.50	ug/L				
7497847	Total Uranium (U)	2021/07/29	102	80 - 120	103	80 - 120	<0.0020	ug/L				
7497847	Total Vanadium (V)	2021/07/29	100	80 - 120	99	80 - 120	<0.20	ug/L				
7497847	Total Zinc (Zn)	2021/07/29	99	80 - 120	100	80 - 120	<0.10	ug/L				
7497847	Total Zirconium (Zr)	2021/07/29	101	80 - 120	101	80 - 120	<0.10	ug/L				
7499860	Reactive Silica (SiO2)	2021/08/02	NC	80 - 120	106	80 - 120	<0.050	mg/L	0.64	20		
7499861	Dissolved Bromide (Br-)	2021/07/29	NC	80 - 120	103	80 - 120	<0.010	mg/L				
7499862	Dissolved Chloride (Cl-)	2021/08/03	113	80 - 120	103	80 - 120	0.66, RDL=0.50 (2)	mg/L				
7499862	Dissolved Sulphate (SO4)	2021/08/03	NC	80 - 120	100	80 - 120	<0.50	mg/L				
7499863	Total Nitrogen (Ammonia Nitrogen)	2021/07/28	NC	N/A	104	N/A	<0.0050	mg/L				
7499864	Total Phosphorus (P)	2021/08/01	106	80 - 120	99	80 - 120	<0.0010	mg/L			84	80 - 120
7503554	Conductivity	2021/08/05			104	90 - 110	<2.0	uS/cm				
7503556	pH	2021/08/05			100	97 - 103						

BV Labs Job #: C1K7780
Report Date: 2021/10/13

QUALITY ASSURANCE REPORT(CONT'D)

Agnico Eagle
Client Project #: 21452766
Site Location: Meadowbank GW
Your P.O. #: 997577
Sampler Initials: JS

			Matrix Spike		SPIKED BLANK		Method Blank		RPD		QC Standard	
QC Batch	Parameter	Date	% Recovery	QC Limits	% Recovery	QC Limits	Value	UNITS	Value (%)	QC Limits	% Recovery	QC Limits
7531590	Salinity	2021/08/20					<2.0	N/A	NC	25	102	80 - 120

N/A = Not Applicable

Duplicate: Paired analysis of a separate portion of the same sample. Used to evaluate the variance in the measurement.

Matrix Spike: A sample to which a known amount of the analyte of interest has been added. Used to evaluate sample matrix interference.

QC Standard: A sample of known concentration prepared by an external agency under stringent conditions. Used as an independent check of method accuracy.

Spiked Blank: A blank matrix sample to which a known amount of the analyte, usually from a second source, has been added. Used to evaluate method accuracy.

Method Blank: A blank matrix containing all reagents used in the analytical procedure. Used to identify laboratory contamination.

NC (Matrix Spike): The recovery in the matrix spike was not calculated. The relative difference between the concentration in the parent sample and the spike amount was too small to permit a reliable recovery calculation (matrix spike concentration was less than the native sample concentration)

NC (Duplicate RPD): The duplicate RPD was not calculated. The concentration in the sample and/or duplicate was too low to permit a reliable RPD calculation (absolute difference <= 2x RDL).

(1) Recovery or RPD for this parameter is outside control limits. The overall quality control for this analysis meets acceptability criteria.

(2) Method blank <2XRDL.

BV Labs Job #: C1K7780
Report Date: 2021/10/13

Agnico Eagle
Client Project #: 21452766
Site Location: Meadowbank GW
Your P.O. #: 997577
Sampler Initials: JS

VALIDATION SIGNATURE PAGE

The analytical data and all QC contained in this report were reviewed and validated by:

Anastassia Hamanov, Scientific Specialist

David Huang, BBY Scientific Specialist

Ghayasuddin Khan, M.Sc., P.Chem., QP, Scientific Specialist, Inorganics

Eric Dearman, Scientific Specialist

Katherine Szozda, Project Manager

BV Labs has procedures in place to guard against improper use of the electronic signature and have the required "signatories", as per ISO/IEC 17025, signing the reports.
For Service Group specific validation please refer to the Validation Signature Page.

Bureau Veritas Laboratories 100 – 36 Antares Dr. Nepean, ON, K2E 7W5 Phone: 613-274-0573 Website: www.bvlabs.com

Appendix C-III Analytical Report No. C1K9602

Monitoring Location	Golder Sample ID	Lab Sample ID
MW-IPD-01(s)	MW-IPD-01S	QFA901
	MW-IPD-01S-DUP-1	QFA902

Your P.O. #: 997577
Your Project #: 21452766
Site Location: Meadowbank GW
Your C.O.C. #: 379129

Attention: Reporting

Agnico Eagle
Meadowbank
Meadowbank
Keewatin, NU
CANADA P0X 0A1

Report Date: 2021/10/13
Report #: R6850957
Version: 3 - Revision

CERTIFICATE OF ANALYSIS – REVISED REPORT

BV LABS JOB #: C1K9602
Received: 2021/07/26, 09:15

Sample Matrix: Ground Water
Samples Received: 2

Analyses	Quantity	Date Extracted	Date Analyzed	Laboratory Method	Analytical Method
Alkalinity (1)	2	N/A	2021/07/28	CAM SOP-00448	SM 23 2320 B m
Carbonate, Bicarbonate and Hydroxide (1)	2	N/A	2021/07/29	CAM SOP-00102	APHA 4500-CO2 D
Conductivity (1)	2	N/A	2021/07/28	CAM SOP-00414	SM 23 2510 m
Free (WAD) Cyanide (1)	2	N/A	2021/07/28	CAM SOP-00457	OMOE E3015 m
Total Cyanide (1)	2	2021/07/28	2021/07/28	CAM SOP-00457	OMOE E3015 5 m
Dissolved Organic Carbon (DOC) (1, 5)	2	N/A	2021/07/28	CAM SOP-00446	SM 23 5310 B m
Fluoride (1)	2	2021/07/30	2021/07/30	CAM SOP-00449	SM 23 4500-F C m
Dissolved Mercury (low level) (1)	2	2021/07/29	2021/07/30	CAM SOP-00453	EPA 7470 m
Mercury (low level) (1)	2	2021/07/28	2021/07/28	CAM SOP-00453	EPA 7470 m
Bromide in water by IC (2)	2	N/A	2021/07/29		
Low Level Chloride and Sulphate by AC (2)	2	N/A	2021/08/04	AB SOP-00020 / AB SOP-00018	SM23 4500-CL/SO4-E m
Cyanide (Free) (2)	2	2021/07/29	2021/07/29	CAL SOP-00266	EPA 9016d R0 m
Conductivity @25C (2)	2	N/A	2021/08/05	AB SOP-00005	SM 23 2510 B m
Hardness Total (calculated as CaCO3) (3, 6)	2	N/A	2021/07/30	BBY WI-00033	Auto Calc
Hardness (calculated as CaCO3) (3)	2	N/A	2021/08/03	BBY WI-00033	Auto Calc
Na, K, Ca, Mg, S by CRC ICPMS (diss.) (3)	2	N/A	2021/08/06	BBY WI-00033	Auto Calc
Elements by ICPMS Low Level (dissolved) (3)	2	N/A	2021/08/01	BBY7SOP-00002	EPA 6020B R2 m
Na, K, Ca, Mg, S by CRC ICPMS (total) (3)	2	N/A	2021/08/06	BBY WI-00033	Auto Calc
Elements by ICPMS Low Level (total) (3)	2	N/A	2021/07/29	BBY7SOP-00002	EPA 6020B R2 m
Ammonia-N Low Level (2)	2	2021/07/30	2021/07/31	AB SOP-00007	SM23 4500 NH3 A G m
pH @25°C (2, 7)	2	N/A	2021/08/05	AB SOP-00005	SM 23 4500-H+B m
Orthophosphate by Konelab (low level) (2)	1	N/A	2021/07/29		
Orthophosphate by Konelab (low level) (2)	1	N/A	2021/08/07	AB SOP-00025	SM 23 4500-P A, F m
Sodium Adsorption Ratio (2)	2	N/A	2021/08/06		Auto Calc
Silica (Reactive) (2)	2	N/A	2021/08/02	AB SOP-00011	EPA370.1 R1978 m
Total Dissolved Solids (Calc. from EC) (2)	2	N/A	2021/08/05		Auto Calc
Total Phosphorus Low Level Total (2)	1	2021/07/31	2021/08/01	AB SOP-00024	SM 23 4500-P A,B,F m
Total Phosphorus Low Level Total (2)	1	2021/08/08	2021/08/09	AB SOP-00024	SM 23 4500-P A,B,F m
Ammonium as NH4+ (1)	2	N/A	2021/07/30		
Nitrate (NO3) and Nitrite (NO2) in Water (1, 8)	2	N/A	2021/07/28	CAM SOP-00440	SM 23 4500-NO3I/NO2B

Your P.O. #: 997577
Your Project #: 21452766
Site Location: Meadowbank GW
Your C.O.C. #: 379129

Attention: Reporting

Agnico Eagle
Meadowbank
Meadowbank
Keewatin, NU
CANADA P0X 0A1

Report Date: 2021/10/13
Report #: R6850957
Version: 3 - Revision

CERTIFICATE OF ANALYSIS – REVISED REPORT

BV LABS JOB #: C1K9602
Received: 2021/07/26, 09:15

Sample Matrix: Ground Water
Samples Received: 2

Analyses	Quantity	Date Extracted	Date Analyzed	Laboratory Method	Analytical Method
pH (1)	2	2021/07/27	2021/07/28	CAM SOP-00413	SM 4500H+ B m
Field Measured pH (1, 9)	2	N/A	2021/07/27		Field pH Meter
Salinity (4, 10)	2	N/A	2021/08/20		SM 22 2520B
Total Dissolved Solids (1)	2	2021/07/28	2021/07/29	CAM SOP-00428	SM 23 2540C m
Field Temperature (1, 9)	2	N/A	2021/07/30		Field Thermometer
Total Kjeldahl Nitrogen in Water (1)	2	2021/07/27	2021/07/29	CAM SOP-00938	OMOE E3516 m
Total Organic Carbon (TOC) (1, 11)	2	N/A	2021/07/28	CAM SOP-00446	SM 23 5310B m
Low Level Total Suspended Solids (1)	2	2021/07/28	2021/07/29	CAM SOP-00428	SM 23 2540D m
Turbidity (1)	2	N/A	2021/07/27	CAM SOP-00417	SM 23 2130 B m
Un-ionized Ammonia (1)	2	2021/07/27	2021/07/30	Auto Calc.	PWQO

Remarks:

Bureau Veritas is accredited to ISO/IEC 17025 for specific parameters on scopes of accreditation. Unless otherwise noted, procedures used by Bureau Veritas are based upon recognized Provincial, Federal or US method compendia such as CCME, MELCC, EPA, APHA.

All work recorded herein has been done in accordance with procedures and practices ordinarily exercised by professionals in Bureau Veritas' profession using accepted testing methodologies, quality assurance and quality control procedures (except where otherwise agreed by the client and Bureau Veritas in writing). All data is in statistical control and has met quality control and method performance criteria unless otherwise noted. All method blanks are reported; unless indicated otherwise, associated sample data are not blank corrected. Where applicable, unless otherwise noted, Measurement Uncertainty has not been accounted for when stating conformity to the referenced standard.

Bureau Veritas liability is limited to the actual cost of the requested analyses, unless otherwise agreed in writing. There is no other warranty expressed or implied. Bureau Veritas has been retained to provide analysis of samples provided by the Client using the testing methodology referenced in this report. Interpretation and use of test results are the sole responsibility of the Client and are not within the scope of services provided by Bureau Veritas, unless otherwise agreed in writing. Bureau Veritas is not responsible for the accuracy or any data impacts, that result from the information provided by the customer or their agent.

Solid sample results, except biota, are based on dry weight unless otherwise indicated. Organic analyses are not recovery corrected except for isotope dilution methods.
Results relate to samples tested. When sampling is not conducted by Bureau Veritas, results relate to the supplied samples tested.
This Certificate shall not be reproduced except in full, without the written approval of the laboratory.
Reference Method suffix “m” indicates test methods incorporate validated modifications from specific reference methods to improve performance.
* RPDs calculated using raw data. The rounding of final results may result in the apparent difference.
(1) This test was performed by Bureau Veritas Mississauga, 6740 Campobello Rd , Mississauga, ON, L5N 2L8

Your P.O. #: 997577
Your Project #: 21452766
Site Location: Meadowbank GW
Your C.O.C. #: 379129

Attention: Reporting

Agnico Eagle
Meadowbank
Meadowbank
Keewatin, NU
CANADA P0X 0A1

Report Date: 2021/10/13
Report #: R6850957
Version: 3 - Revision

CERTIFICATE OF ANALYSIS – REVISED REPORT

BV LABS JOB #: C1K9602
Received: 2021/07/26, 09:15

(2) This test was performed by Bureau Veritas Calgary (19th), 4000 19th Street NE , Calgary, AB, T2E 6P8
(3) This test was performed by Bureau Veritas Burnaby, 4606 Canada Way , Burnaby, BC, V5G 1K5
(4) This test was performed by Bureau Veritas Bedford, 200 Bluewater Rd Suite 105, Bedford, NS, B4B 1G9
(5) Dissolved Organic Carbon (DOC) present in the sample should be considered as non-purgeable DOC.
(6) "Total Hardness" was calculated from Total Ca and Mg concentrations and may be biased high (Hardness, or Dissolved Hardness, calculated from Dissolved Ca and Mg, should be used for compliance if available).
(7) The CCME method requires pH to be analysed within 15 minutes of sampling and therefore field analysis is required for compliance. All Laboratory pH analyses in this report are reported past the CCME holding time. Bureau Veritas Laboratories endeavours to analyze samples as soon as possible after receipt.
(8) Values for calculated parameters may not appear to add up due to rounding of raw data and significant figures.
(9) This is a field test, therefore, the results relate to items that were not analysed at Bureau Veritas Laboratories.
(10) Non-accredited test method
(11) Total Organic Carbon (TOC) present in the sample should be considered as non-purgeable TOC.

Encryption Key

Please direct all questions regarding this Certificate of Analysis to your Project Manager.
Katherine Szozda, Project Manager
Email: Katherine.Szozda@bureauveritas.com
Phone# (613)274-0573 Ext:7063633
==========
BV Labs has procedures in place to guard against improper use of the electronic signature and have the required "signatories", as per ISO/IEC 17025, signing the reports. For Service Group specific validation please refer to the Validation Signature Page.

BV Labs Job #: C1K9602
Report Date: 2021/10/13

Agnico Eagle
Client Project #: 21452766
Site Location: Meadowbank GW
Your P.O. #: 997577
Sampler Initials: JS

RESULTS OF ANALYSES OF GROUND WATER

BV Labs ID		QFA901			QFA901			QFA902		
Sampling Date		2021/07/21 11:15			2021/07/21 11:15			2021/07/21 11:15		
COC Number		379129			379129			379129		
	UNITS	**MW-IPD-01S**	**RDL**	**QC Batch**	**MW-IPD-01S Lab-Dup**	**RDL**	**QC Batch**	**MW-IPD-01S-DUP-1**	**RDL**	**QC Batch**
CONVENTIONALS										
Total Nitrogen (Ammonia Nitrogen)	mg/L	0.030	0.0050	7509464				0.030	0.0050	7509464
Calculated Parameters										
Ammonium (NH4)	mg/L	<0.0013	0.0013	7485799				<0.0013	0.0013	7485799
Bicarb. Alkalinity (calc. as CaCO3)	mg/L	53	1.0	7485798				54	1.0	7485798
Carb. Alkalinity (calc. as CaCO3)	mg/L	<1.0	1.0	7485798				<1.0	1.0	7485798
Dissolved Hardness (CaCO3)	mg/L	225	0.50	7500201				225	0.50	7500201
Sodium Adsorption Ratio	N/A	0.13	0.10	7503552				0.13	0.10	7503552
Total dissolved solids (calc., EC)	mg/L	320	10	7503553				320	10	7503553
Total Un-ionized Ammonia	mg/L	<0.0013	0.0013	7485759				<0.0013	0.0013	7485759
Field Measurements										
Field Temperature	Celsius	15.30	N/A	ONSITE				15.3	N/A	ONSITE
Field Measured pH	pH	7.90		ONSITE				7.90		ONSITE
Inorganics										
Dissolved Bromide (Br-)	mg/L	0.086	0.010	7499861				0.082	0.010	7499861
Conductivity	mS/cm	0.491	0.001	7487250	0.492	0.001	7487250	0.493	0.001	7487250
Conductivity	uS/cm	510	2.0	7503549				500	2.0	7503549
Free Cyanide (CN)	ug/L	1.1	1.0	7496176				<1.0	1.0	7496176
Total Dissolved Solids	mg/L	330	10	7489082				315	10	7489082
Fluoride (F-)	mg/L	0.39	0.10	7493787				0.39	0.10	7493787
Total Kjeldahl Nitrogen (TKN)	mg/L	0.12	0.10	7486462				0.13	0.10	7486462
Dissolved Organic Carbon	mg/L	0.85	0.40	7486269				0.82	0.40	7486269
Total Organic Carbon (TOC)	mg/L	0.80	0.40	7486479				0.81	0.40	7486479
Orthophosphate (P)	mg/L	0.022	0.0010	7509466				0.021	0.0010	7509467
pH	pH	7.79		7487251	7.89		7487251	7.89		7487251
Salinity	N/A	<2.0	2.0	7531590				<2.0	2.0	7531590
Reactive Silica (SiO2)	mg/L	7.3	0.050	7499860				7.0	0.050	7499860
Total Suspended Solids	mg/L	<1	1	7487896				<1	1	7487896
Total Cyanide (CN)	mg/L	<0.0050	0.0050	7488499	<0.0050	0.0050	7488499	<0.0050	0.0050	7488499

RDL = Reportable Detection Limit
QC Batch = Quality Control Batch
Lab-Dup = Laboratory Initiated Duplicate
N/A = Not Applicable

BV Labs Job #: C1K9602
Report Date: 2021/10/13

Agnico Eagle
Client Project #: 21452766
Site Location: Meadowbank GW
Your P.O. #: 997577
Sampler Initials: JS

RESULTS OF ANALYSES OF GROUND WATER

BV Labs ID		QFA901			QFA901			QFA902		
Sampling Date		2021/07/21 11:15			2021/07/21 11:15			2021/07/21 11:15		
COC Number		379129			379129			379129		
	UNITS	**MW-IPD-01S**	**RDL**	**QC Batch**	**MW-IPD-01S Lab-Dup**	**RDL**	**QC Batch**	**MW-IPD-01S-DUP-1**	**RDL**	**QC Batch**
Turbidity	NTU	<0.1	0.1	7486066				<0.1	0.1	7486066
WAD Cyanide (Free)	mg/L	<0.0010	0.0010	7488500	<0.0010	0.0010	7488500	<0.0010	0.0010	7488500
Alkalinity (Total as CaCO3)	mg/L	54	1.0	7487249	53	1.0	7487249	54	1.0	7487249
Dissolved Chloride (Cl-)	mg/L	6.3	0.50	7509461				6.5	0.50	7509461
Nitrite (N)	mg/L	<0.010	0.010	7487224				<0.010	0.010	7487224
Nitrate (N)	mg/L	0.42	0.10	7487224				0.42	0.10	7487224
Dissolved Sulphate (SO4)	mg/L	190	0.50	7509461				190	0.50	7509461
Nitrate + Nitrite (N)	mg/L	0.42	0.10	7487224				0.42	0.10	7487224
Metals										
Dissolved Aluminum (Al)	ug/L	2.98	0.50	7509948				3.08	0.50	7509948
Total Aluminum (Al)	ug/L	2.76	0.50	7497847				2.91	0.50	7497847
Dissolved Antimony (Sb)	ug/L	0.137	0.020	7509948				0.149	0.020	7509948
Total Antimony (Sb)	ug/L	0.149	0.020	7497847				0.140	0.020	7497847
Dissolved Arsenic (As)	ug/L	32.4	0.020	7509948				32.1	0.020	7509948
Total Arsenic (As)	ug/L	32.5	0.020	7497847				33.3	0.020	7497847
Dissolved Barium (Ba)	ug/L	5.48	0.020	7509948				5.63	0.020	7509948
Total Barium (Ba)	ug/L	5.42	0.020	7497847				5.54	0.020	7497847
Dissolved Beryllium (Be)	ug/L	<0.010	0.010	7509948				<0.010	0.010	7509948
Total Beryllium (Be)	ug/L	<0.010	0.010	7497847				<0.010	0.010	7497847
Dissolved Bismuth (Bi)	ug/L	<0.0050	0.0050	7509948				<0.0050	0.0050	7509948
Total Bismuth (Bi)	ug/L	<0.0050	0.0050	7497847				<0.0050	0.0050	7497847
Dissolved Boron (B)	ug/L	82	10	7509948				81	10	7509948
Total Boron (B)	ug/L	91	10	7497847				92	10	7497847
Dissolved Cadmium (Cd)	ug/L	0.0287	0.0050	7509948				0.0335	0.0050	7509948
Total Cadmium (Cd)	ug/L	0.0331	0.0050	7497847				0.0328	0.0050	7497847
Dissolved Chromium (Cr)	ug/L	<0.10	0.10	7509948				0.11	0.10	7509948
Total Chromium (Cr)	ug/L	0.15	0.10	7497847				<0.10	0.10	7497847
Dissolved Cobalt (Co)	ug/L	7.12	0.0050	7509948				6.99	0.0050	7509948
Total Cobalt (Co)	ug/L	7.34	0.0050	7497847				7.31	0.0050	7497847
Dissolved Copper (Cu)	ug/L	1.60	0.050	7509948				1.54	0.050	7509948

RDL = Reportable Detection Limit
QC Batch = Quality Control Batch
Lab-Dup = Laboratory Initiated Duplicate

BV Labs Job #: C1K9602
Report Date: 2021/10/13

Agnico Eagle
Client Project #: 21452766
Site Location: Meadowbank GW
Your P.O. #: 997577
Sampler Initials: JS

RESULTS OF ANALYSES OF GROUND WATER

BV Labs ID		QFA901			QFA901			QFA902		
Sampling Date		2021/07/21 11:15			2021/07/21 11:15			2021/07/21 11:15		
COC Number		379129			379129			379129		
	UNITS	**MW-IPD-01S**	**RDL**	**QC Batch**	**MW-IPD-01S Lab-Dup**	**RDL**	**QC Batch**	**MW-IPD-01S-DUP-1**	**RDL**	**QC Batch**
Total Copper (Cu)	ug/L	1.80	0.050	7497847				1.86	0.050	7497847
Dissolved Iron (Fe)	ug/L	5.3	1.0	7509948				5.5	1.0	7509948
Total Iron (Fe)	ug/L	11.9	1.0	7497847				11.7	1.0	7497847
Dissolved Lead (Pb)	ug/L	0.0102	0.0050	7509948				0.0086	0.0050	7509948
Total Lead (Pb)	ug/L	0.0227	0.0050	7497847				0.0241	0.0050	7497847
Dissolved Lithium (Li)	ug/L	3.06	0.50	7509948				2.94	0.50	7509948
Total Lithium (Li)	ug/L	3.21	0.50	7497847				3.28	0.50	7497847
Dissolved Manganese (Mn)	ug/L	855	0.050	7509948				833	0.050	7509948
Total Manganese (Mn)	ug/L	853	0.050	7497847				864	0.050	7497847
Dissolved Molybdenum (Mo)	ug/L	4.34	0.050	7509948				4.41	0.050	7509948
Total Molybdenum (Mo)	ug/L	4.38	0.050	7497847				4.55	0.050	7497847
Dissolved Nickel (Ni)	ug/L	115	0.020	7509948				113	0.020	7509948
Total Nickel (Ni)	ug/L	117	0.020	7497847				116	0.020	7497847
Dissolved Phosphorus (P)	ug/L	9.8	2.0	7509948				9.2	2.0	7509948
Dissolved Selenium (Se)	ug/L	0.190	0.040	7509948				0.184	0.040	7509948
Total Silicon (Si)	ug/L	2920	50	7497847				2950	50	7497847
Total Selenium (Se)	ug/L	0.183	0.040	7497847				0.175	0.040	7497847
Dissolved Silicon (Si)	ug/L	2950	50	7509948				2850	50	7509948
Dissolved Silver (Ag)	ug/L	<0.0050	0.0050	7509948				<0.0050	0.0050	7509948
Total Silver (Ag)	ug/L	<0.0050	0.0050	7497847				<0.0050	0.0050	7497847
Dissolved Strontium (Sr)	ug/L	212	0.050	7509948				209	0.050	7509948
Total Strontium (Sr)	ug/L	197	0.050	7497847				205	0.050	7497847
Dissolved Thallium (Tl)	ug/L	0.0100	0.0020	7509948				0.0116	0.0020	7509948
Total Thallium (Tl)	ug/L	0.0102	0.0020	7497847				0.0116	0.0020	7497847
Dissolved Tin (Sn)	ug/L	<0.20	0.20	7509948				<0.20	0.20	7509948
Total Tin (Sn)	ug/L	<0.20	0.20	7497847				<0.20	0.20	7497847
Dissolved Titanium (Ti)	ug/L	<0.50	0.50	7509948				<0.50	0.50	7509948
Total Titanium (Ti)	ug/L	<0.50	0.50	7497847				<0.50	0.50	7497847
Dissolved Uranium (U)	ug/L	4.20	0.0020	7509948				4.15	0.0020	7509948
Total Uranium (U)	ug/L	4.13	0.0020	7497847				4.22	0.0020	7497847

RDL = Reportable Detection Limit
QC Batch = Quality Control Batch
Lab-Dup = Laboratory Initiated Duplicate

BV Labs Job #: C1K9602
Report Date: 2021/10/13

Agnico Eagle
Client Project #: 21452766
Site Location: Meadowbank GW
Your P.O. #: 997577
Sampler Initials: JS

RESULTS OF ANALYSES OF GROUND WATER

BV Labs ID		QFA901			QFA901			QFA902		
Sampling Date		2021/07/21 11:15			2021/07/21 11:15			2021/07/21 11:15		
COC Number		379129			379129			379129		
	UNITS	**MW-IPD-01S**	**RDL**	**QC Batch**	**MW-IPD-01S Lab-Dup**	**RDL**	**QC Batch**	**MW-IPD-01S-DUP-1**	**RDL**	**QC Batch**
Dissolved Vanadium (V)	ug/L	<0.20	0.20	7509948				<0.20	0.20	7509948
Total Vanadium (V)	ug/L	<0.20	0.20	7497847				<0.20	0.20	7497847
Dissolved Zinc (Zn)	ug/L	4.41	0.10	7509948				4.35	0.10	7509948
Total Zinc (Zn)	ug/L	3.38	0.10	7497847				3.45	0.10	7497847
Dissolved Zirconium (Zr)	ug/L	<0.10	0.10	7509948				<0.10	0.10	7509948
Total Zirconium (Zr)	ug/L	<0.10	0.10	7497847				<0.10	0.10	7497847
Dissolved Calcium (Ca)	mg/L	41.9	0.050	7507667				41.8	0.050	7507667
Total Calcium (Ca)	mg/L	41.5	0.050	7507668				41.5	0.050	7507668
Dissolved Magnesium (Mg)	mg/L	29.2	0.050	7507667				29.2	0.050	7507667
Total Magnesium (Mg)	mg/L	30.4	0.050	7507668				30.6	0.050	7507668
Dissolved Potassium (K)	mg/L	4.50	0.050	7507667				4.41	0.050	7507667
Total Potassium (K)	mg/L	4.43	0.050	7507668				4.42	0.050	7507668
Dissolved Sodium (Na)	mg/L	4.69	0.050	7507667				4.60	0.050	7507667
Total Sodium (Na)	mg/L	4.69	0.050	7507668				4.74	0.050	7507668
Nutritional Parameters										
Total Phosphorus (P)	mg/L	0.017	0.0010	7509463				0.0096	0.0010	7509465

RDL = Reportable Detection Limit
QC Batch = Quality Control Batch
Lab-Dup = Laboratory Initiated Duplicate

BV Labs ID		QFA902		
Sampling Date		2021/07/21 11:15		
COC Number		379129		
	UNITS	**MW-IPD-01S-DUP-1 Lab-Dup**	**RDL**	**QC Batch**
Nutritional Parameters				
Total Phosphorus (P)	mg/L	0.0086	0.0010	7509465

RDL = Reportable Detection Limit
QC Batch = Quality Control Batch
Lab-Dup = Laboratory Initiated Duplicate

BV Labs Job #: C1K9602
Report Date: 2021/10/13

Agnico Eagle
Client Project #: 21452766
Site Location: Meadowbank GW
Your P.O. #: 997577
Sampler Initials: JS

ELEMENTS BY ATOMIC SPECTROSCOPY (GROUND WATER)

BV Labs ID		QFA901	QFA902		
Sampling Date		2021/07/21 11:15	2021/07/21 11:15		
COC Number		379129	379129		
	UNITS	**MW-IPD-01S**	**MW-IPD-01S-DUP-1**	**RDL**	**QC Batch**
Calculated Parameters					
Total Hardness (CaCO3)	mg/L	229	230	0.50	7493412
Metals					
Mercury (Hg)	mg/L	<0.00001	<0.00001	0.00001	7487547
Dissolved Mercury (Hg)	mg/L	<0.00001	<0.00001	0.00001	7491364

RDL = Reportable Detection Limit
QC Batch = Quality Control Batch

BV Labs Job #: C1K9602
Report Date: 2021/10/13

Agnico Eagle
Client Project #: 21452766
Site Location: Meadowbank GW
Your P.O. #: 997577
Sampler Initials: JS

TEST SUMMARY

BV Labs ID: QFA901
Sample ID: MW-IPD-01S
Matrix: Ground Water

Collected: 2021/07/21
Shipped:
Received: 2021/07/26

Test Description	Instrumentation	Batch	Extracted	Date Analyzed	Analyst
Alkalinity	AT	7487249	N/A	2021/07/28	Surinder Rai
Carbonate, Bicarbonate and Hydroxide	CALC	7485798	N/A	2021/07/29	Automated Statchk
Conductivity	AT	7487250	N/A	2021/07/28	Surinder Rai
Free (WAD) Cyanide	SKAL/CN	7488500	N/A	2021/07/28	Aditiben Patel
Total Cyanide	SKAL/CN	7488499	2021/07/28	2021/07/28	Aditiben Patel
Dissolved Organic Carbon (DOC)	TOCV/NDIR	7486269	N/A	2021/07/28	Julianna Castiglione
Fluoride	ISE	7493787	2021/07/30	2021/07/30	Surinder Rai
Dissolved Mercury (low level)	CV/AA	7491364	2021/07/29	2021/07/30	Meghaben Patel
Mercury (low level)	CV/AA	7487547	2021/07/28	2021/07/28	Gagandeep Rai
Bromide in water by IC	IC/UV	7499861	N/A	2021/07/29	Karen Graham
Low Level Chloride and Sulphate by AC	KONE	7509461	N/A	2021/08/04	Bradley Freake
Cyanide (Free)	SPEC	7496176	2021/07/29	2021/07/29	Taylor Mullings
Conductivity @25C	COND	7503549	N/A	2021/08/05	Karen Graham
Hardness Total (calculated as CaCO3)	CALC	7493412	N/A	2021/07/30	Automated Statchk
Hardness (calculated as CaCO3)	CALC	7500201	N/A	2021/08/03	Automated Statchk
Na, K, Ca, Mg, S by CRC ICPMS (diss.)	ICP	7507667	N/A	2021/08/06	Automated Statchk
Elements by ICPMS Low Level (dissolved)	ICP/MS	7509948	N/A	2021/08/01	Andrew An
Na, K, Ca, Mg, S by CRC ICPMS (total)	ICP	7507668	N/A	2021/08/06	Automated Statchk
Elements by ICPMS Low Level (total)	ICP/MS	7497847	N/A	2021/07/29	Andrew An
Ammonia-N Low Level	KONE/UVVS	7509464	2021/07/31	2021/07/31	Jacqueline Fahrner
pH @25°C	AT/PH	7503551	N/A	2021/08/05	Karen Graham
Orthophosphate by Konelab (low level)	KONE	7509466	N/A	2021/07/29	Serena Tian
Sodium Adsorption Ratio	CALC	7503552	N/A	2021/08/06	Automated Statchk
Silica (Reactive)	KONE	7499860	N/A	2021/08/02	Serena Tian
Total Dissolved Solids (Calc. from EC)	CALC	7503553	N/A	2021/08/05	Automated Statchk
Total Phosphorus Low Level Total	KONE	7509463	2021/07/31	2021/08/01	Serena Tian
Ammonium as NH4+	CALC/NH3	7485799	N/A	2021/07/30	Automated Statchk
Nitrate (NO3) and Nitrite (NO2) in Water	LACH	7487224	N/A	2021/07/28	Chandra Nandlal
pH	AT	7487251	2021/07/27	2021/07/28	Surinder Rai
Field Measured pH	PH	ONSITE	N/A	2021/07/27	Katherine Szozda
Salinity		7531590	N/A	2021/08/20	Brent Boudreau
Total Dissolved Solids	BAL	7489082	2021/07/28	2021/07/29	Shivani Desai
Field Measured pH	PH	ONSITE	N/A	2021/07/30	Katherine Szozda
Total Kjeldahl Nitrogen in Water	SKAL	7486462	2021/07/27	2021/07/29	Rajni Tyagi
Total Organic Carbon (TOC)	TOCV/NDIR	7486479	N/A	2021/07/28	Julianna Castiglione
Low Level Total Suspended Solids	BAL	7487896	2021/07/28	2021/07/29	Shaneil Hall
Turbidity	AT	7486066	N/A	2021/07/27	Neil Dassanayake
Un-ionized Ammonia	CALC/NH3	7485759	2021/07/30	2021/07/30	Automated Statchk

BV Labs Job #: C1K9602
Report Date: 2021/10/13

Agnico Eagle
Client Project #: 21452766
Site Location: Meadowbank GW
Your P.O. #: 997577
Sampler Initials: JS

TEST SUMMARY

BV Labs ID: QFA901 Dup
Sample ID: MW-IPD-01S
Matrix: Ground Water

Collected: 2021/07/21
Shipped:
Received: 2021/07/26

Test Description	Instrumentation	Batch	Extracted	Date Analyzed	Analyst
Alkalinity	AT	7487249	N/A	2021/07/28	Surinder Rai
Conductivity	AT	7487250	N/A	2021/07/28	Surinder Rai
Free (WAD) Cyanide	SKAL/CN	7488500	N/A	2021/07/28	Aditiben Patel
Total Cyanide	SKAL/CN	7488499	2021/07/28	2021/07/28	Aditiben Patel
pH	AT	7487251	2021/07/27	2021/07/28	Surinder Rai

BV Labs ID: QFA902
Sample ID: MW-IPD-01S-DUP-1
Matrix: Ground Water

Collected: 2021/07/21
Shipped:
Received: 2021/07/26

Test Description	Instrumentation	Batch	Extracted	Date Analyzed	Analyst
Alkalinity	AT	7487249	N/A	2021/07/28	Surinder Rai
Carbonate, Bicarbonate and Hydroxide	CALC	7485798	N/A	2021/07/29	Automated Statchk
Conductivity	AT	7487250	N/A	2021/07/28	Surinder Rai
Free (WAD) Cyanide	SKAL/CN	7488500	N/A	2021/07/28	Aditiben Patel
Total Cyanide	SKAL/CN	7488499	2021/07/28	2021/07/28	Aditiben Patel
Dissolved Organic Carbon (DOC)	TOCV/NDIR	7486269	N/A	2021/07/28	Julianna Castiglione
Fluoride	ISE	7493787	2021/07/30	2021/07/30	Surinder Rai
Dissolved Mercury (low level)	CV/AA	7491364	2021/07/29	2021/07/30	Meghaben Patel
Mercury (low level)	CV/AA	7487547	2021/07/28	2021/07/28	Gagandeep Rai
Bromide in water by IC	IC/UV	7499861	N/A	2021/07/29	Karen Graham
Low Level Chloride and Sulphate by AC	KONE	7509461	N/A	2021/08/04	Bradley Freake
Cyanide (Free)	SPEC	7496176	2021/07/29	2021/07/29	Taylor Mullings
Conductivity @25C	COND	7503549	N/A	2021/08/05	Karen Graham
Hardness Total (calculated as CaCO3)	CALC	7493412	N/A	2021/07/30	Automated Statchk
Hardness (calculated as CaCO3)	CALC	7500201	N/A	2021/08/03	Automated Statchk
Na, K, Ca, Mg, S by CRC ICPMS (diss.)	ICP	7507667	N/A	2021/08/06	Automated Statchk
Elements by ICPMS Low Level (dissolved)	ICP/MS	7509948	N/A	2021/08/01	Andrew An
Na, K, Ca, Mg, S by CRC ICPMS (total)	ICP	7507668	N/A	2021/08/06	Automated Statchk
Elements by ICPMS Low Level (total)	ICP/MS	7497847	N/A	2021/07/29	Andrew An
Ammonia-N Low Level	KONE/UVVS	7509464	2021/07/31	2021/07/31	Jacqueline Fahrner
pH @25°C	AT/PH	7503551	N/A	2021/08/05	Karen Graham
Orthophosphate by Konelab (low level)	KONE	7509467	N/A	2021/08/07	Serena Tian
Sodium Adsorption Ratio	CALC	7503552	N/A	2021/08/06	Automated Statchk
Silica (Reactive)	KONE	7499860	N/A	2021/08/02	Serena Tian
Total Dissolved Solids (Calc. from EC)	CALC	7503553	N/A	2021/08/05	Automated Statchk
Total Phosphorus Low Level Total	KONE	7509465	2021/08/08	2021/08/09	Serena Tian
Ammonium as NH4+	CALC/NH3	7485799	N/A	2021/07/30	Automated Statchk
Nitrate (NO3) and Nitrite (NO2) in Water	LACH	7487224	N/A	2021/07/28	Chandra Nandlal
pH	AT	7487251	2021/07/27	2021/07/28	Surinder Rai
Field Measured pH	PH	ONSITE	N/A	2021/07/27	Katherine Szozda
Salinity		7531590	N/A	2021/08/20	Brent Boudreau
Total Dissolved Solids	BAL	7489082	2021/07/28	2021/07/29	Shivani Desai
Field Measured pH	PH	ONSITE	N/A	2021/07/30	Katherine Szozda

BV Labs Job #: C1K9602
Report Date: 2021/10/13

Agnico Eagle
Client Project #: 21452766
Site Location: Meadowbank GW
Your P.O. #: 997577
Sampler Initials: JS

TEST SUMMARY

BV Labs ID: QFA902
Sample ID: MW-IPD-01S-DUP-1
Matrix: Ground Water

Collected: 2021/07/21
Shipped:
Received: 2021/07/26

Test Description	Instrumentation	Batch	Extracted	Date Analyzed	Analyst
Total Kjeldahl Nitrogen in Water	SKAL	7486462	2021/07/27	2021/07/29	Rajni Tyagi
Total Organic Carbon (TOC)	TOCV/NDIR	7486479	N/A	2021/07/28	Julianna Castiglione
Low Level Total Suspended Solids	BAL	7487896	2021/07/28	2021/07/29	Shaneil Hall
Turbidity	AT	7486066	N/A	2021/07/27	Neil Dassanayake
Un-ionized Ammonia	CALC/NH3	7485759	2021/07/30	2021/07/30	Automated Statchk

BV Labs ID: QFA902 Dup
Sample ID: MW-IPD-01S-DUP-1
Matrix: Ground Water

Collected: 2021/07/21
Shipped:
Received: 2021/07/26

Test Description	Instrumentation	Batch	Extracted	Date Analyzed	Analyst
Total Phosphorus Low Level Total	KONE	7509465			Serena Tian

BV Labs Job #: C1K9602
Report Date: 2021/10/13

Agnico Eagle
Client Project #: 21452766
Site Location: Meadowbank GW
Your P.O. #: 997577
Sampler Initials: JS

GENERAL COMMENTS

Each temperature is the average of up to three cooler temperatures taken at receipt

Package 1	17.7°C

Revised Report (2021/10/13): Metal scan Phosphorus removed
Revised Report (2021/08/23): Salinity added and Dissolved Mg and Ca removed per client request

Sample QFA901 [MW-IPD-01S] : TOC< DOC: Both values fall within the method uncertainty for duplicates and are likely equivalent. Sample was analyzed past method specified hold time for Orthophosphate by Konelab (low level). Exceedance of hold time increases the uncertainty of test results but does not necessarily imply that results are compromised.

Sample QFA902 [MW-IPD-01S-DUP-1] : TOC< DOC: Both values fall within the method uncertainty for duplicates and are likely equivalent. Sample was analyzed past method specified hold time for Orthophosphate by Konelab (low level). Exceedance of hold time increases the uncertainty of test results but does not necessarily imply that results are compromised.

Results relate only to the items tested.

BV Labs Job #: C1K9602
Report Date: 2021/10/13

QUALITY ASSURANCE REPORT

Agnico Eagle
Client Project #: 21452766
Site Location: Meadowbank GW
Your P.O. #: 997577
Sampler Initials: JS

			Matrix Spike		SPIKED BLANK		Method Blank		RPD		QC Standard	
QC Batch	Parameter	Date	% Recovery	QC Limits	% Recovery	QC Limits	Value	UNITS	Value (%)	QC Limits	% Recovery	QC Limits
7486066	Turbidity	2021/07/27			93	85 - 115	<0.1	NTU	13	20		
7486269	Dissolved Organic Carbon	2021/07/28	97	80 - 120	98	80 - 120	<0.40	mg/L	0.45	20		
7486462	Total Kjeldahl Nitrogen (TKN)	2021/07/29	104	80 - 120	103	80 - 120	<0.10	mg/L	NC	20	100	80 - 120
7486479	Total Organic Carbon (TOC)	2021/07/28	96	80 - 120	99	80 - 120	<0.40	mg/L	3.9	20		
7487224	Nitrate (N)	2021/07/28	100	80 - 120	99	80 - 120	<0.10	mg/L	0.13	20		
7487224	Nitrite (N)	2021/07/28	103	80 - 120	106	80 - 120	<0.010	mg/L	0.39	20		
7487249	Alkalinity (Total as CaCO3)	2021/07/28			96	85 - 115	<1.0	mg/L	0.67	20		
7487250	Conductivity	2021/07/28			99	85 - 115	<0.001	mS/cm	0.20	25		
7487251	pH	2021/07/28			101	98 - 103			1.3	N/A		
7487547	Mercury (Hg)	2021/07/28	86	75 - 125	94	80 - 120	<0.00001	mg/L	NC	20		
7487896	Total Suspended Solids	2021/07/29					<1	mg/L	4.7	25	101	85 - 115
7488499	Total Cyanide (CN)	2021/07/28	91	80 - 120	94	80 - 120	<0.0050	mg/L	NC	20		
7488500	WAD Cyanide (Free)	2021/07/28	95	80 - 120	97	80 - 120	<0.0010	mg/L	NC	20		
7489082	Total Dissolved Solids	2021/07/29					<10	mg/L	6.9	25	95	90 - 110
7491364	Dissolved Mercury (Hg)	2021/07/30	93	75 - 125	99	80 - 120	<0.00001	mg/L	NC	20		
7493787	Fluoride (F-)	2021/07/30	103	80 - 120	95	80 - 120	<0.10	mg/L	5.6	20		
7496176	Free Cyanide (CN)	2021/07/29	96	80 - 120	98	80 - 120	<1.0	ug/L				
7497847	Total Aluminum (Al)	2021/07/29	98	80 - 120	101	80 - 120	<0.50	ug/L				
7497847	Total Antimony (Sb)	2021/07/29	98	80 - 120	101	80 - 120	<0.020	ug/L				
7497847	Total Arsenic (As)	2021/07/29	99	80 - 120	99	80 - 120	<0.020	ug/L				
7497847	Total Barium (Ba)	2021/07/29	96	80 - 120	99	80 - 120	<0.020	ug/L				
7497847	Total Beryllium (Be)	2021/07/29	100	80 - 120	103	80 - 120	<0.010	ug/L				
7497847	Total Bismuth (Bi)	2021/07/29	95	80 - 120	100	80 - 120	<0.0050	ug/L				
7497847	Total Boron (B)	2021/07/29	105	80 - 120	107	80 - 120	<10	ug/L				
7497847	Total Cadmium (Cd)	2021/07/29	99	80 - 120	101	80 - 120	<0.0050	ug/L				
7497847	Total Chromium (Cr)	2021/07/29	100	80 - 120	101	80 - 120	<0.10	ug/L				
7497847	Total Cobalt (Co)	2021/07/29	97	80 - 120	99	80 - 120	<0.0050	ug/L				
7497847	Total Copper (Cu)	2021/07/29	96	80 - 120	99	80 - 120	<0.050	ug/L				
7497847	Total Iron (Fe)	2021/07/29	97	80 - 120	103	80 - 120	<1.0	ug/L				
7497847	Total Lead (Pb)	2021/07/29	98	80 - 120	99	80 - 120	<0.0050	ug/L				
7497847	Total Lithium (Li)	2021/07/29	92	80 - 120	96	80 - 120	<0.50	ug/L				

BV Labs Job #: C1K9602
Report Date: 2021/10/13

QUALITY ASSURANCE REPORT(CONT'D)

Agnico Eagle
Client Project #: 21452766
Site Location: Meadowbank GW
Your P.O. #: 997577
Sampler Initials: JS

			Matrix Spike		SPIKED BLANK		Method Blank		RPD		QC Standard	
QC Batch	Parameter	Date	% Recovery	QC Limits	% Recovery	QC Limits	Value	UNITS	Value (%)	QC Limits	% Recovery	QC Limits
7497847	Total Manganese (Mn)	2021/07/29	97	80 - 120	99	80 - 120	<0.050	ug/L				
7497847	Total Molybdenum (Mo)	2021/07/29	103	80 - 120	102	80 - 120	<0.050	ug/L				
7497847	Total Nickel (Ni)	2021/07/29	98	80 - 120	100	80 - 120	<0.020	ug/L				
7497847	Total Selenium (Se)	2021/07/29	98	80 - 120	99	80 - 120	<0.040	ug/L				
7497847	Total Silicon (Si)	2021/07/29	86	80 - 120	99	80 - 120	<50	ug/L				
7497847	Total Silver (Ag)	2021/07/29	100	80 - 120	101	80 - 120	<0.0050	ug/L				
7497847	Total Strontium (Sr)	2021/07/29	NC	80 - 120	99	80 - 120	<0.050	ug/L				
7497847	Total Thallium (Tl)	2021/07/29	97	80 - 120	100	80 - 120	<0.0020	ug/L				
7497847	Total Tin (Sn)	2021/07/29	99	80 - 120	102	80 - 120	<0.20	ug/L				
7497847	Total Titanium (Ti)	2021/07/29	98	80 - 120	102	80 - 120	<0.50	ug/L				
7497847	Total Uranium (U)	2021/07/29	102	80 - 120	103	80 - 120	<0.0020	ug/L				
7497847	Total Vanadium (V)	2021/07/29	100	80 - 120	99	80 - 120	<0.20	ug/L				
7497847	Total Zinc (Zn)	2021/07/29	99	80 - 120	100	80 - 120	<0.10	ug/L				
7497847	Total Zirconium (Zr)	2021/07/29	101	80 - 120	101	80 - 120	<0.10	ug/L				
7499860	Reactive Silica (SiO2)	2021/08/02	NC	80 - 120	106	80 - 120	<0.050	mg/L	0.64	20		
7499861	Dissolved Bromide (Br-)	2021/07/29	NC	80 - 120	103	80 - 120	<0.010	mg/L				
7503549	Conductivity	2021/08/05			104	90 - 110	<2.0	uS/cm				
7503551	pH	2021/08/05			100	97 - 103						
7509461	Dissolved Chloride (Cl-)	2021/08/04	106	80 - 120	105	80 - 120	0.56, RDL=0.50 (1)	mg/L				
7509461	Dissolved Sulphate (SO4)	2021/08/04	119	80 - 120	100	80 - 120	<0.50	mg/L				
7509463	Total Phosphorus (P)	2021/08/01	99	80 - 120	108	80 - 120	<0.0010	mg/L			86	80 - 120
7509464	Total Nitrogen (Ammonia Nitrogen)	2021/07/31	96	N/A	99	N/A	<0.0050	mg/L				
7509465	Total Phosphorus (P)		111	80 - 120	104	80 - 120	<0.0010	mg/L	12	20	92	80 - 120
7509466	Orthophosphate (P)	2021/07/29	NC	80 - 120	119	80 - 120	0.0019, RDL=0.0010 (2)	mg/L				
7509467	Orthophosphate (P)	2021/08/08	114	80 - 120	111	80 - 120	<0.0010 (2)	mg/L	3.4	20		
7509948	Dissolved Aluminum (Al)	2021/08/01	103	80 - 120	104	80 - 120	<0.50	ug/L				
7509948	Dissolved Antimony (Sb)	2021/08/01	104	80 - 120	105	80 - 120	<0.020	ug/L				
7509948	Dissolved Arsenic (As)	2021/08/01	104	80 - 120	100	80 - 120	<0.020	ug/L				
7509948	Dissolved Barium (Ba)	2021/08/01	NC	80 - 120	103	80 - 120	<0.020	ug/L				

BV Labs Job #: C1K9602
Report Date: 2021/10/13

QUALITY ASSURANCE REPORT(CONT'D)

Agnico Eagle
Client Project #: 21452766
Site Location: Meadowbank GW
Your P.O. #: 997577
Sampler Initials: JS

			Matrix Spike		SPIKED BLANK		Method Blank		RPD		QC Standard	
QC Batch	Parameter	Date	% Recovery	QC Limits	% Recovery	QC Limits	Value	UNITS	Value (%)	QC Limits	% Recovery	QC Limits
7509948	Dissolved Beryllium (Be)	2021/08/01	99	80 - 120	97	80 - 120	<0.010	ug/L				
7509948	Dissolved Bismuth (Bi)	2021/08/01	101	80 - 120	101	80 - 120	<0.0050	ug/L				
7509948	Dissolved Boron (B)	2021/08/01	102	80 - 120	99	80 - 120	<10	ug/L				
7509948	Dissolved Cadmium (Cd)	2021/08/01	102	80 - 120	103	80 - 120	<0.0050	ug/L				
7509948	Dissolved Chromium (Cr)	2021/08/01	99	80 - 120	101	80 - 120	<0.10	ug/L				
7509948	Dissolved Cobalt (Co)	2021/08/01	NC	80 - 120	102	80 - 120	<0.0050	ug/L				
7509948	Dissolved Copper (Cu)	2021/08/01	95	80 - 120	97	80 - 120	<0.050	ug/L				
7509948	Dissolved Iron (Fe)	2021/08/01	NC	80 - 120	105	80 - 120	<1.0	ug/L				
7509948	Dissolved Lead (Pb)	2021/08/01	101	80 - 120	105	80 - 120	<0.0050	ug/L				
7509948	Dissolved Lithium (Li)	2021/08/01	89	80 - 120	91	80 - 120	<0.50	ug/L				
7509948	Dissolved Manganese (Mn)	2021/08/01	NC	80 - 120	102	80 - 120	<0.050	ug/L				
7509948	Dissolved Molybdenum (Mo)	2021/08/01	111	80 - 120	102	80 - 120	<0.050	ug/L				
7509948	Dissolved Nickel (Ni)	2021/08/01	NC	80 - 120	100	80 - 120	<0.020	ug/L				
7509948	Dissolved Phosphorus (P)	2021/08/01	103	80 - 120	101	80 - 120	<2.0	ug/L				
7509948	Dissolved Selenium (Se)	2021/08/01	103	80 - 120	104	80 - 120	<0.040	ug/L				
7509948	Dissolved Silicon (Si)	2021/08/01	NC	80 - 120	101	80 - 120	<50	ug/L				
7509948	Dissolved Silver (Ag)	2021/08/01	106	80 - 120	103	80 - 120	<0.0050	ug/L				
7509948	Dissolved Strontium (Sr)	2021/08/01	NC	80 - 120	103	80 - 120	<0.050	ug/L				
7509948	Dissolved Thallium (Tl)	2021/08/01	103	80 - 120	102	80 - 120	<0.0020	ug/L				
7509948	Dissolved Tin (Sn)	2021/08/01	104	80 - 120	106	80 - 120	<0.20	ug/L				
7509948	Dissolved Titanium (Ti)	2021/08/01	103	80 - 120	103	80 - 120	<0.50	ug/L				
7509948	Dissolved Uranium (U)	2021/08/01	103	80 - 120	106	80 - 120	<0.0020	ug/L				
7509948	Dissolved Vanadium (V)	2021/08/01	105	80 - 120	103	80 - 120	<0.20	ug/L				
7509948	Dissolved Zinc (Zn)	2021/08/01	NC	80 - 120	104	80 - 120	<0.10	ug/L				
7509948	Dissolved Zirconium (Zr)	2021/08/01	103	80 - 120	106	80 - 120	<0.10	ug/L				

BV Labs Job #: C1K9602
Report Date: 2021/10/13

QUALITY ASSURANCE REPORT(CONT'D)

Agnico Eagle
Client Project #: 21452766
Site Location: Meadowbank GW
Your P.O. #: 997577
Sampler Initials: JS

			Matrix Spike		SPIKED BLANK		Method Blank		RPD		QC Standard	
QC Batch	Parameter	Date	% Recovery	QC Limits	% Recovery	QC Limits	Value	UNITS	Value (%)	QC Limits	% Recovery	QC Limits
7531590	Salinity	2021/08/20					<2.0	N/A	NC	25	102	80 - 120

N/A = Not Applicable

Duplicate: Paired analysis of a separate portion of the same sample. Used to evaluate the variance in the measurement.

Matrix Spike: A sample to which a known amount of the analyte of interest has been added. Used to evaluate sample matrix interference.

QC Standard: A sample of known concentration prepared by an external agency under stringent conditions. Used as an independent check of method accuracy.

Spiked Blank: A blank matrix sample to which a known amount of the analyte, usually from a second source, has been added. Used to evaluate method accuracy.

Method Blank: A blank matrix containing all reagents used in the analytical procedure. Used to identify laboratory contamination.

NC (Matrix Spike): The recovery in the matrix spike was not calculated. The relative difference between the concentration in the parent sample and the spike amount was too small to permit a reliable recovery calculation (matrix spike concentration was less than the native sample concentration)

NC (Duplicate RPD): The duplicate RPD was not calculated. The concentration in the sample and/or duplicate was too low to permit a reliable RPD calculation (absolute difference <= 2x RDL).

(1) Method blank is <2x RDL.

(2) Method blank above criteria and less than 2X RDL. Data inspected.

BV Labs Job #: C1K9602
Report Date: 2021/10/13

Agnico Eagle
Client Project #: 21452766
Site Location: Meadowbank GW
Your P.O. #: 997577
Sampler Initials: JS

VALIDATION SIGNATURE PAGE

The analytical data and all QC contained in this report were reviewed and validated by:

David Huang, BBY Scientific Specialist

Ghayasuddin Khan, M.Sc., P.Chem., QP, Scientific Specialist, Inorganics

Eric Dearman, Scientific Specialist

Ewa Pranjic, M.Sc., C.Chem, Scientific Specialist

Katherine Szozda, Project Manager

Sandy Yuan, M.Sc., QP, Scientific Specialist

BV Labs has procedures in place to guard against improper use of the electronic signature and have the required "signatories", as per ISO/IEC 17025, signing the reports.
For Service Group specific validation please refer to the Validation Signature Page.

Bureau Veritas Laboratories 100 – 36 Antares Dr. Nepean, ON, K2E 7W5 Phone: 613-274-0573 Website: www.bvlabs.com

Appendix C-IV Analytical Report No. C1L4355

Monitoring Location	Golder Sample ID	Lab Sample ID
MW-16-01	MW-16-01	QGB036
	MW-16-01-DUP-1	QGB037
MW-IPD-01(d)	MW-IPD-01D	QGB038
	MW-IPD-01D-DUP-1	QGB039
Field Blank	FB-21-01	QGB040

Your P.O. #: 997577
Your Project #: 21452766
Site Location: Meadowbank GW
Your C.O.C. #: 380550

Attention: Reporting

Agnico Eagle
Meadowbank
Meadowbank
Keewatin, NU
CANADA P0X 0A1

Report Date: 2021/10/14
Report #: R6852367
Version: 4 - Revision

CERTIFICATE OF ANALYSIS – REVISED REPORT

BV LABS JOB #: C1L4355
Received: 2021/07/29, 08:45

Sample Matrix: Ground Water
Samples Received: 4

Analyses	Quantity	Date Extracted	Date Analyzed	Laboratory Method	Analytical Method
Alkalinity (1)	4	N/A	2021/08/03	CAM SOP-00448	SM 23 2320 B m
Carbonate, Bicarbonate and Hydroxide (1)	4	N/A	2021/08/04	CAM SOP-00102	APHA 4500-CO2 D
Conductivity (1)	4	N/A	2021/08/03	CAM SOP-00414	SM 23 2510 m
Free (WAD) Cyanide (1)	4	N/A	2021/08/04	CAM SOP-00457	OMOE E3015 m
Total Cyanide (1)	4	2021/08/04	2021/08/04	CAM SOP-00457	OMOE E3015 5 m
Dissolved Organic Carbon (DOC) (1, 5)	4	N/A	2021/08/03	CAM SOP-00446	SM 23 5310 B m
Fluoride (1)	4	2021/08/05	2021/08/05	CAM SOP-00449	SM 23 4500-F C m
Dissolved Mercury in Water by CVAA (1)	2	2021/08/06	2021/08/06	CAM SOP-00453	EPA 7470A m
Mercury in Water by CVAA (1)	2	2021/08/05	2021/08/05	CAM SOP-00453	EPA 7470A m
Dissolved Mercury (low level) (1)	2	2021/08/03	2021/08/04	CAM SOP-00453	EPA 7470 m
Mercury (low level) (1)	2	2021/08/03	2021/08/03	CAM SOP-00453	EPA 7470 m
Bromide in water by IC (2)	4	N/A	2021/08/01		
Low Level Chloride and Sulphate by AC (2)	4	N/A	2021/08/09	AB SOP-00020 / AB SOP-00018	SM23 4500-CL/SO4-E m
Cyanide (Free) (2)	4	2021/08/05	2021/08/05	CAL SOP-00266	EPA 9016d R0 m
Conductivity @25C (2)	4	N/A	2021/08/05	AB SOP-00005	SM 23 2510 B m
Hardness Total (calculated as CaCO3) (3, 6)	4	N/A	2021/08/03	BBY WI-00033	Auto Calc
Hardness (calculated as CaCO3) (3)	4	N/A	2021/08/04	BBY WI-00033	Auto Calc
Na, K, Ca, Mg, S by CRC ICPMS (diss.) (3)	4	N/A	2021/08/11	BBY WI-00033	Auto Calc
Elements by ICPMS Low Level (dissolved) (3)	4	N/A	2021/08/03	BBY7SOP-00002	EPA 6020B R2 m
Elements by ICPMS Low Level (dissolved) (3)	1	N/A	2021/08/04	BBY7SOP-00002	EPA 6020b R2 m
Na, K, Ca, Mg, S by CRC ICPMS (total) (3)	4	N/A	2021/08/06	BBY WI-00033	Auto Calc
Elements by ICPMS Low Level (total) (3)	4	N/A	2021/08/03	BBY7SOP-00002	EPA 6020B R2 m
Ammonia-N Low Level (2)	4	2021/08/11	2021/08/11	AB SOP-00007	SM23 4500 NH3 A G m
pH @25°C (2, 7)	4	N/A	2021/08/05	AB SOP-00005	SM 23 4500-H+B m
Orthophosphate by Konelab (low level) (2)	4	N/A	2021/07/31		
Sodium Adsorption Ratio (2)	4	N/A	2021/08/08		Auto Calc
Silica (Reactive) (2)	4	N/A	2021/08/08	AB SOP-00011	EPA370.1 R1978 m
Total Dissolved Solids (Calc. from EC) (2)	4	N/A	2021/08/05		Auto Calc
Total Phosphorus Low Level Total (2)	4	2021/08/09	2021/08/09	AB SOP-00024	SM 23 4500-P A,B,F m
Ammonium as NH4+ (1)	4	N/A	2021/08/06		

Your P.O. #: 997577
Your Project #: 21452766
Site Location: Meadowbank GW
Your C.O.C. #: 380550

Attention: Reporting

Agnico Eagle
Meadowbank
Meadowbank
Keewatin, NU
CANADA P0X 0A1

Report Date: 2021/10/14
Report #: R6852367
Version: 4 - Revision

CERTIFICATE OF ANALYSIS – REVISED REPORT

BV LABS JOB #: C1L4355
Received: 2021/07/29, 08:45

Sample Matrix: Ground Water
Samples Received: 4

Analyses	Quantity	Date Extracted	Date Analyzed	Laboratory Method	Analytical Method
Nitrate (NO3) and Nitrite (NO2) in Water (1, 8)	4	N/A	2021/08/03	CAM SOP-00440	SM 23 4500-NO3I/NO2B
pH (1)	4	2021/07/31	2021/08/03	CAM SOP-00413	SM 4500H+ B m
Field Measured pH (1, 9)	4	N/A	2021/07/30		Field pH Meter
Salinity (4, 10)	4	N/A	2021/08/20		SM 22 2520B
Total Dissolved Solids (1)	4	2021/07/31	2021/08/03	CAM SOP-00428	SM 23 2540C m
Field Temperature (1, 9)	4	N/A	2021/08/06		Field Thermometer
Total Kjeldahl Nitrogen in Water (1)	1	2021/07/30	2021/08/03	CAM SOP-00938	OMOE E3516 m
Total Kjeldahl Nitrogen in Water (1)	2	2021/07/30	2021/08/04	CAM SOP-00938	OMOE E3516 m
Total Kjeldahl Nitrogen in Water (1)	1	2021/08/03	2021/08/04	CAM SOP-00938	OMOE E3516 m
Total Organic Carbon (TOC) (1, 11)	1	N/A	2021/07/31	CAM SOP-00446	SM 23 5310B m
Total Organic Carbon (TOC) (1, 11)	3	N/A	2021/08/04	CAM SOP-00446	SM 23 5310B m
Low Level Total Suspended Solids (1)	4	2021/07/31	2021/08/03	CAM SOP-00428	SM 23 2540D m
Turbidity (1)	4	N/A	2021/07/30	CAM SOP-00417	SM 23 2130 B m
Un-ionized Ammonia (1)	4	2021/07/30	2021/08/06	Auto Calc.	PWQO

Sample Matrix: Water
Samples Received: 1

Analyses	Quantity	Date Extracted	Date Analyzed	Laboratory Method	Analytical Method
Alkalinity (1)	1	N/A	2021/08/03	CAM SOP-00448	SM 23 2320 B m
Carbonate, Bicarbonate and Hydroxide (1)	1	N/A	2021/08/04	CAM SOP-00102	APHA 4500-CO2 D
Conductivity (1)	1	N/A	2021/08/03	CAM SOP-00414	SM 23 2510 m
Free (WAD) Cyanide (1)	1	N/A	2021/08/04	CAM SOP-00457	OMOE E3015 m
Total Cyanide (1)	1	2021/08/04	2021/08/04	CAM SOP-00457	OMOE E3015 5 m
Dissolved Organic Carbon (DOC) (1, 5)	1	N/A	2021/08/03	CAM SOP-00446	SM 23 5310 B m
Fluoride (1)	1	2021/08/05	2021/08/05	CAM SOP-00449	SM 23 4500-F C m
Dissolved Mercury (low level) (1)	1	2021/08/03	2021/08/04	CAM SOP-00453	EPA 7470 m
Mercury (low level) (1)	1	2021/08/03	2021/08/03	CAM SOP-00453	EPA 7470 m
Bromide in water by IC (2)	1	N/A	2021/08/01		
Low Level Chloride and Sulphate by AC (2)	1	N/A	2021/08/09	AB SOP-00020 / AB SOP-00018	SM23 4500-CL/SO4-E m
Cyanide (Free) (2)	1	2021/08/12	2021/08/12	CAL SOP-00266	EPA 9016d R0 m

Your P.O. #: 997577
Your Project #: 21452766
Site Location: Meadowbank GW
Your C.O.C. #: 380550

Attention: Reporting

Agnico Eagle
Meadowbank
Meadowbank
Keewatin, NU
CANADA P0X 0A1

Report Date: 2021/10/14
Report #: R6852367
Version: 4 - Revision

CERTIFICATE OF ANALYSIS – REVISED REPORT

BV LABS JOB #: C1L4355
Received: 2021/07/29, 08:45

Sample Matrix: Water
Samples Received: 1

Analyses	Quantity	Date Extracted	Date Analyzed	Laboratory Method	Analytical Method
Conductivity @25C (2)	1	N/A	2021/08/05	AB SOP-00005	SM 23 2510 B m
Hardness Total (calculated as CaCO3) (3, 6)	1	N/A	2021/08/03	BBY WI-00033	Auto Calc
Hardness (calculated as CaCO3) (3)	1	N/A	2021/08/04	BBY WI-00033	Auto Calc
Na, K, Ca, Mg, S by CRC ICPMS (diss.) (3)	1	N/A	2021/08/11	BBY WI-00033	Auto Calc
Elements by ICPMS Low Level (dissolved) (3)	1	N/A	2021/08/03	BBY7SOP-00002	EPA 6020B R2 m
Na, K, Ca, Mg, S by CRC ICPMS (total) (3)	1	N/A	2021/08/06	BBY WI-00033	Auto Calc
Elements by ICPMS Low Level (total) (3)	1	N/A	2021/08/03	BBY7SOP-00002	EPA 6020B R2 m
Ammonia-N Low Level (2)	1	2021/08/11	2021/08/11	AB SOP-00007	SM23 4500 NH3 A G m
pH @25°C (2, 7)	1	N/A	2021/08/11	AB SOP-00005	SM 23 4500-H+B m
Orthophosphate by Konelab (low level) (2)	1	N/A	2021/07/31		
Sodium Adsorption Ratio (2)	1	N/A	2021/08/08		Auto Calc
Silica (Reactive) (2)	1	N/A	2021/08/08	AB SOP-00011	EPA370.1 R1978 m
Total Dissolved Solids (Calc. from EC) (2)	1	N/A	2021/08/05		Auto Calc
Total Phosphorus Low Level Total (2)	1	2021/08/09	2021/08/09	AB SOP-00024	SM 23 4500-P A,B,F m
Nitrate (NO3) and Nitrite (NO2) in Water (1, 8)	1	N/A	2021/08/03	CAM SOP-00440	SM 23 4500-NO3I/NO2B
pH (1)	1	2021/07/31	2021/08/03	CAM SOP-00413	SM 4500H+ B m
Salinity (4, 10)	1	N/A	2021/08/20		SM 22 2520B
Total Dissolved Solids (1)	1	2021/07/31	2021/08/03	CAM SOP-00428	SM 23 2540C m
Total Kjeldahl Nitrogen in Water (1)	1	2021/08/03	2021/08/04	CAM SOP-00938	OMOE E3516 m
Total Organic Carbon (TOC) (1, 11)	1	N/A	2021/08/04	CAM SOP-00446	SM 23 5310B m
Low Level Total Suspended Solids (1)	1	2021/07/31	2021/08/03	CAM SOP-00428	SM 23 2540D m
Turbidity (1)	1	N/A	2021/07/30	CAM SOP-00417	SM 23 2130 B m

Remarks:

Bureau Veritas is accredited to ISO/IEC 17025 for specific parameters on scopes of accreditation. Unless otherwise noted, procedures used by Bureau Veritas are based upon recognized Provincial, Federal or US method compendia such as CCME, MELCC, EPA, APHA.

All work recorded herein has been done in accordance with procedures and practices ordinarily exercised by professionals in Bureau Veritas' profession using accepted testing methodologies, quality assurance and quality control procedures (except where otherwise agreed by the client and Bureau Veritas in writing). All data is in statistical control and has met quality control and method performance criteria unless otherwise noted. All method blanks are reported; unless indicated otherwise, associated sample data are not blank corrected. Where applicable, unless otherwise noted, Measurement Uncertainty has not been accounted for when stating conformity to the referenced standard.

Your P.O. #: 997577
Your Project #: 21452766
Site Location: Meadowbank GW
Your C.O.C. #: 380550

Attention: Reporting

Agnico Eagle
Meadowbank
Meadowbank
Keewatin, NU
CANADA P0X 0A1

Report Date: 2021/10/14
Report #: R6852367
Version: 4 - Revision

CERTIFICATE OF ANALYSIS – REVISED REPORT

BV LABS JOB #: C1L4355
Received: 2021/07/29, 08:45

Bureau Veritas liability is limited to the actual cost of the requested analyses, unless otherwise agreed in writing. There is no other warranty expressed or implied. Bureau Veritas has been retained to provide analysis of samples provided by the Client using the testing methodology referenced in this report. Interpretation and use of test results are the sole responsibility of the Client and are not within the scope of services provided by Bureau Veritas, unless otherwise agreed in writing. Bureau Veritas is not responsible for the accuracy or any data impacts, that result from the information provided by the customer or their agent.

Solid sample results, except biota, are based on dry weight unless otherwise indicated. Organic analyses are not recovery corrected except for isotope dilution methods.
Results relate to samples tested. When sampling is not conducted by Bureau Veritas, results relate to the supplied samples tested.
This Certificate shall not be reproduced except in full, without the written approval of the laboratory.
Reference Method suffix “m” indicates test methods incorporate validated modifications from specific reference methods to improve performance.
* RPDs calculated using raw data. The rounding of final results may result in the apparent difference.
(1) This test was performed by Bureau Veritas Mississauga, 6740 Campobello Rd , Mississauga, ON, L5N 2L8
(2) This test was performed by Bureau Veritas Calgary (19th), 4000 19th Street NE , Calgary, AB, T2E 6P8
(3) This test was performed by Bureau Veritas Burnaby, 4606 Canada Way , Burnaby, BC, V5G 1K5
(4) This test was performed by Bureau Veritas Bedford, 200 Bluewater Rd Suite 105, Bedford, NS, B4B 1G9
(5) Dissolved Organic Carbon (DOC) present in the sample should be considered as non-purgeable DOC.
(6) "Total Hardness" was calculated from Total Ca and Mg concentrations and may be biased high (Hardness, or Dissolved Hardness, calculated from Dissolved Ca and Mg, should be used for compliance if available).
(7) The CCME method requires pH to be analysed within 15 minutes of sampling and therefore field analysis is required for compliance. All Laboratory pH analyses in this report are reported past the CCME holding time. Bureau Veritas Laboratories endeavours to analyze samples as soon as possible after receipt.
(8) Values for calculated parameters may not appear to add up due to rounding of raw data and significant figures.
(9) This is a field test, therefore, the results relate to items that were not analysed at Bureau Veritas Laboratories.
(10) Non-accredited test method
(11) Total Organic Carbon (TOC) present in the sample should be considered as non-purgeable TOC.

Encryption Key

Please direct all questions regarding this Certificate of Analysis to your Project Manager.
Katherine Szozda, Project Manager
Email: Katherine.Szozda@bureauveritas.com
Phone# (613)274-0573 Ext:7063633
==========
BV Labs has procedures in place to guard against improper use of the electronic signature and have the required "signatories", as per ISO/IEC 17025, signing the reports. For Service Group specific validation please refer to the Validation Signature Page.

BV Labs Job #: C1L4355
Report Date: 2021/10/14

Agnico Eagle
Client Project #: 21452766
Site Location: Meadowbank GW
Your P.O. #: 997577
Sampler Initials: JS

RESULTS OF ANALYSES OF GROUND WATER

BV Labs ID		QGB036			QGB036			QGB037		
Sampling Date		2021/07/23 13:30			2021/07/23 13:30			2021/07/23 13:30		
COC Number		380550			380550			380550		
	UNITS	**MW-16-01**	**RDL**	**QC Batch**	**MW-16-01 Lab-Dup**	**RDL**	**QC Batch**	**MW-16-01-DUP-1**	**RDL**	**QC Batch**
CONVENTIONALS										
Total Nitrogen (Ammonia Nitrogen)	mg/L	9.3	0.025	7514564				9.6	0.025	7514564
Calculated Parameters										
Ammonium (NH4)	mg/L	12	0.00068	7493678				12	0.00068	7493678
Bicarb. Alkalinity (calc. as CaCO3)	mg/L	150	1.0	7493024				150	1.0	7493024
Carb. Alkalinity (calc. as CaCO3)	mg/L	<1.0	1.0	7493024				<1.0	1.0	7493024
Dissolved Hardness (CaCO3)	mg/L	1050	0.50	7502200				1030	0.50	7502200
Sodium Adsorption Ratio	N/A	4.5	0.10	7503552				4.6	0.10	7503552
Total dissolved solids (calc., EC)	mg/L	2600	10	7503553				2600	10	7503553
Total Un-ionized Ammonia	mg/L	0.13	0.00068	7492989				0.13	0.00068	7492989
Field Measurements										
Field Temperature	Celsius	14.53	N/A	ONSITE				14.53	N/A	ONSITE
Field Measured pH	pH	7.63		ONSITE				7.63		ONSITE
Inorganics										
Dissolved Bromide (Br-)	mg/L	2.0 (1)	0.050	7514565				2.1 (1)	0.050	7514565
Conductivity	mS/cm	3.24	0.001	7495466				3.22	0.001	7495466
Conductivity	uS/cm	3300	2.0	7514561				3300	2.0	7514561
Free Cyanide (CN)	ug/L	56	1.0	7508511				23	1.0	7508511
Total Dissolved Solids	mg/L	2440	10	7495611				2410	10	7495611
Fluoride (F-)	mg/L	0.39	0.10	7501704				0.38	0.10	7501704
Total Kjeldahl Nitrogen (TKN)	mg/L	40	1.0	7494243				43	1.0	7497657
Dissolved Organic Carbon	mg/L	31	0.40	7495638				31	0.40	7495638
Total Organic Carbon (TOC)	mg/L	32	0.40	7494260				33	0.40	7497700
Orthophosphate (P)	mg/L	0.0011	0.0010	7514560				0.0015	0.0010	7514560
pH	pH	7.82		7495468				7.83		7495468
Salinity	N/A	<2.0	2.0	7531590				<2.0	2.0	7531590
Reactive Silica (SiO2)	mg/L	9.8	0.050	7507656				8.7	0.050	7507656
Total Suspended Solids	mg/L	14	1	7495566				15	1	7495529

RDL = Reportable Detection Limit
QC Batch = Quality Control Batch
Lab-Dup = Laboratory Initiated Duplicate
N/A = Not Applicable
(1) Detection limits raised due to matrix interference.

BV Labs Job #: C1L4355
Report Date: 2021/10/14

Agnico Eagle
Client Project #: 21452766
Site Location: Meadowbank GW
Your P.O. #: 997577
Sampler Initials: JS

RESULTS OF ANALYSES OF GROUND WATER

BV Labs ID		QGB036			QGB036			QGB037		
Sampling Date		2021/07/23 13:30			2021/07/23 13:30			2021/07/23 13:30		
COC Number		380550			380550			380550		
	UNITS	**MW-16-01**	**RDL**	**QC Batch**	**MW-16-01 Lab-Dup**	**RDL**	**QC Batch**	**MW-16-01-DUP-1**	**RDL**	**QC Batch**
Total Cyanide (CN)	mg/L	0.050	0.0050	7500047	0.050	0.0050	7500047	0.048	0.0050	7500047
Turbidity	NTU	71	0.1	7494102				76	0.1	7494102
WAD Cyanide (Free)	mg/L	0.018	0.0010	7500052	0.018	0.0010	7500052	0.018	0.0010	7500052
Alkalinity (Total as CaCO3)	mg/L	150	1.0	7495467				150	1.0	7495467
Dissolved Chloride (Cl-)	mg/L	280	2.5	7514363				270	2.5	7514363
Nitrite (N)	mg/L	<0.010	0.010	7494228				<0.010	0.010	7494228
Nitrate (N)	mg/L	<0.10	0.10	7494228				<0.10	0.10	7494228
Dissolved Sulphate (SO4)	mg/L	1300	5.0	7514363				1400	5.0	7514363
Nitrate + Nitrite (N)	mg/L	<0.10	0.10	7494228				<0.10	0.10	7494228
Metals										
Dissolved Aluminum (Al)	ug/L	3.9	1.0	7502201				2.4	1.0	7502201
Total Aluminum (Al)	ug/L	2.9	1.0	7502199				2.4	1.0	7502199
Dissolved Antimony (Sb)	ug/L	<0.040	0.040	7502201				<0.040	0.040	7502201
Total Antimony (Sb)	ug/L	<0.040	0.040	7502199				<0.040	0.040	7502199
Dissolved Arsenic (As)	ug/L	214	0.040	7502201				213	0.040	7502201
Total Arsenic (As)	ug/L	212	0.040	7502199				216	0.040	7502199
Dissolved Barium (Ba)	ug/L	21.5	0.040	7502201				21.6	0.040	7502201
Total Barium (Ba)	ug/L	20.9	0.040	7502199				22.0	0.040	7502199
Dissolved Beryllium (Be)	ug/L	<0.020	0.020	7502201				<0.020	0.020	7502201
Total Beryllium (Be)	ug/L	<0.020	0.020	7502199				<0.020	0.020	7502199
Dissolved Bismuth (Bi)	ug/L	<0.010	0.010	7502201				<0.010	0.010	7502201
Total Bismuth (Bi)	ug/L	<0.010	0.010	7502199				<0.010	0.010	7502199
Dissolved Boron (B)	ug/L	83	20	7502201				82	20	7502201
Total Boron (B)	ug/L	87	20	7502199				87	20	7502199
Dissolved Cadmium (Cd)	ug/L	<0.010	0.010	7502201				<0.010	0.010	7502201
Total Cadmium (Cd)	ug/L	<0.010	0.010	7502199				<0.010	0.010	7502199
Dissolved Chromium (Cr)	ug/L	0.40	0.20	7502201				0.42	0.20	7502201
Total Chromium (Cr)	ug/L	4.68	0.20	7502199				5.04	0.20	7502199
Dissolved Cobalt (Co)	ug/L	15.6	0.010	7502201				15.6	0.010	7502201
Total Cobalt (Co)	ug/L	15.2	0.010	7502199				15.8	0.010	7502199

RDL = Reportable Detection Limit
QC Batch = Quality Control Batch
Lab-Dup = Laboratory Initiated Duplicate

BV Labs Job #: C1L4355
Report Date: 2021/10/14

Agnico Eagle
Client Project #: 21452766
Site Location: Meadowbank GW
Your P.O. #: 997577
Sampler Initials: JS

RESULTS OF ANALYSES OF GROUND WATER

BV Labs ID		QGB036			QGB036			QGB037		
Sampling Date		2021/07/23 13:30			2021/07/23 13:30			2021/07/23 13:30		
COC Number		380550			380550			380550		
	UNITS	**MW-16-01**	**RDL**	**QC Batch**	**MW-16-01 Lab-Dup**	**RDL**	**QC Batch**	**MW-16-01-DUP-1**	**RDL**	**QC Batch**
Dissolved Copper (Cu)	ug/L	0.15	0.10	7502201				<0.10	0.10	7501264
Total Copper (Cu)	ug/L	0.22	0.10	7502199				0.22	0.10	7502199
Dissolved Iron (Fe)	ug/L	5890	2.0	7502201				5850	2.0	7502201
Total Iron (Fe)	ug/L	5870	2.0	7502199				5990	2.0	7502199
Dissolved Lead (Pb)	ug/L	<0.010	0.010	7502201				0.026	0.010	7502201
Total Lead (Pb)	ug/L	<0.010	0.010	7502199				<0.010	0.010	7502199
Dissolved Lithium (Li)	ug/L	11.5	1.0	7502201				10.9	1.0	7502201
Total Lithium (Li)	ug/L	11.2	1.0	7502199				10.8	1.0	7502199
Dissolved Manganese (Mn)	ug/L	2510	0.10	7502201				2510	0.10	7502201
Total Manganese (Mn)	ug/L	2450	0.10	7502199				2560	0.10	7502199
Dissolved Molybdenum (Mo)	ug/L	51.6	0.10	7502201				50.8	0.10	7502201
Total Molybdenum (Mo)	ug/L	50.6	0.10	7502199				51.9	0.10	7502199
Dissolved Nickel (Ni)	ug/L	5.80	0.040	7502201				5.68	0.040	7502201
Total Nickel (Ni)	ug/L	5.73	0.040	7502199				6.00	0.040	7502199
Dissolved Phosphorus (P)	ug/L	34.6	4.0	7502201				36.4	4.0	7502201
Dissolved Selenium (Se)	ug/L	<0.080	0.080	7502201				<0.080	0.080	7502201
Total Silicon (Si)	ug/L	4280	100	7502199				4280	100	7502199
Total Selenium (Se)	ug/L	0.138	0.080	7502199				0.156	0.080	7502199
Dissolved Silicon (Si)	ug/L	4330	100	7502201				4200	100	7502201
Dissolved Silver (Ag)	ug/L	<0.010	0.010	7502201				<0.010	0.010	7502201
Total Silver (Ag)	ug/L	<0.010	0.010	7502199				<0.010	0.010	7502199
Dissolved Strontium (Sr)	ug/L	1270	0.10	7502201				1270	0.10	7502201
Total Strontium (Sr)	ug/L	1230	0.10	7502199				1250	0.10	7502199
Dissolved Thallium (Tl)	ug/L	0.0071	0.0040	7502201				<0.0040	0.0040	7502201
Total Thallium (Tl)	ug/L	0.0143	0.0040	7502199				<0.0040	0.0040	7502199
Dissolved Tin (Sn)	ug/L	<0.40	0.40	7502201				<0.40	0.40	7502201
Total Tin (Sn)	ug/L	<0.40	0.40	7502199				<0.40	0.40	7502199
Dissolved Titanium (Ti)	ug/L	<1.0	1.0	7502201				<1.0	1.0	7502201
Total Titanium (Ti)	ug/L	<1.0	1.0	7502199				<1.0	1.0	7502199
Dissolved Uranium (U)	ug/L	5.05	0.0040	7502201				5.08	0.0040	7502201

RDL = Reportable Detection Limit
QC Batch = Quality Control Batch
Lab-Dup = Laboratory Initiated Duplicate

BV Labs Job #: C1L4355
Report Date: 2021/10/14

Agnico Eagle
Client Project #: 21452766
Site Location: Meadowbank GW
Your P.O. #: 997577
Sampler Initials: JS

RESULTS OF ANALYSES OF GROUND WATER

BV Labs ID		QGB036			QGB036			QGB037		
Sampling Date		2021/07/23 13:30			2021/07/23 13:30			2021/07/23 13:30		
COC Number		380550			380550			380550		
	UNITS	**MW-16-01**	**RDL**	**QC Batch**	**MW-16-01 Lab-Dup**	**RDL**	**QC Batch**	**MW-16-01-DUP-1**	**RDL**	**QC Batch**
Total Uranium (U)	ug/L	4.79	0.0040	7502199				4.88	0.0040	7502199
Dissolved Vanadium (V)	ug/L	<0.40	0.40	7502201				<0.40	0.40	7502201
Total Vanadium (V)	ug/L	<0.40	0.40	7502199				<0.40	0.40	7502199
Dissolved Zinc (Zn)	ug/L	2.73	0.20	7502201				1.44	0.20	7501264
Total Zinc (Zn)	ug/L	1.90	0.20	7502199				1.99	0.20	7502199
Dissolved Zirconium (Zr)	ug/L	<0.20	0.20	7502201				<0.20	0.20	7502201
Total Zirconium (Zr)	ug/L	<0.20	0.20	7502199				<0.20	0.20	7502199
Dissolved Calcium (Ca)	mg/L	276	0.10	7507667				267	0.10	7507667
Total Calcium (Ca)	mg/L	275	0.10	7507668				281	0.10	7507668
Dissolved Magnesium (Mg)	mg/L	86.5	0.10	7507667				88.6	0.10	7507667
Total Magnesium (Mg)	mg/L	87.7	0.10	7507668				89.9	0.10	7507668
Dissolved Potassium (K)	mg/L	21.0	0.10	7507667				20.6	0.10	7507667
Total Potassium (K)	mg/L	20.6	0.10	7507668				21.2	0.10	7507668
Dissolved Sodium (Na)	mg/L	326	0.10	7507667				339	0.10	7507667
Total Sodium (Na)	mg/L	324	0.10	7507668				337	0.10	7507668
Dissolved Sulphur (S)	mg/L	528	6.0	7507667				511	6.0	7507667
Nutritional Parameters										
Total Phosphorus (P)	mg/L	0.050	0.0010	7514365				0.053	0.0010	7514365

RDL = Reportable Detection Limit
QC Batch = Quality Control Batch
Lab-Dup = Laboratory Initiated Duplicate

BV Labs Job #: C1L4355
Report Date: 2021/10/14

Agnico Eagle
Client Project #: 21452766
Site Location: Meadowbank GW
Your P.O. #: 997577
Sampler Initials: JS

RESULTS OF ANALYSES OF GROUND WATER

BV Labs ID		QGB037			QGB038			QGB038		
Sampling Date		2021/07/23 13:30			2021/07/24 16:45			2021/07/24 16:45		
COC Number		380550			380550			380550		
	UNITS	**MW-16-01-DUP-1 Lab-Dup**	**RDL**	**QC Batch**	**MW-IPD-01D**	**RDL**	**QC Batch**	**MW-IPD-01D Lab-Dup**	**RDL**	**QC Batch**
CONVENTIONALS										
Total Nitrogen (Ammonia Nitrogen)	mg/L				0.046	0.0050	7514564			
Calculated Parameters										
Ammonium (NH4)	mg/L				<0.0016	0.0016	7493678			
Bicarb. Alkalinity (calc. as CaCO3)	mg/L				100	1.0	7493024			
Carb. Alkalinity (calc. as CaCO3)	mg/L				1.3	1.0	7493024			
Dissolved Hardness (CaCO3)	mg/L				118	0.50	7502200			
Sodium Adsorption Ratio	N/A				1.0	0.10	7503552			
Total dissolved solids (calc., EC)	mg/L				230	10	7503553			
Total Un-ionized Ammonia	mg/L				<0.0016	0.0016	7492989			
Field Measurements										
Field Temperature	Celsius				24.57	N/A	ONSITE			
Field Measured pH	pH				7.68		ONSITE			
Inorganics										
Dissolved Bromide (Br-)	mg/L				0.70	0.010	7514565			
Conductivity	mS/cm				0.372	0.001	7495466			
Conductivity	uS/cm				370	2.0	7503549			
Free Cyanide (CN)	ug/L				2.5	1.0	7508511			
Total Dissolved Solids	mg/L				220	10	7495611			
Fluoride (F-)	mg/L				0.62	0.10	7501704			
Total Kjeldahl Nitrogen (TKN)	mg/L				0.10	0.10	7494243			
Dissolved Organic Carbon	mg/L				1.2	0.40	7495638			
Total Organic Carbon (TOC)	mg/L				1.2	0.40	7497078			
Orthophosphate (P)	mg/L	0.0013	0.0010	7514560	0.0048	0.0010	7514560			
pH	pH				8.18		7495468			
Salinity	N/A				<2.0	2.0	7531590			
Reactive Silica (SiO2)	mg/L				7.2	0.050	7507656			
Total Suspended Solids	mg/L				28	1	7495529	27	1	7495529
Total Cyanide (CN)	mg/L				<0.0050	0.0050	7500047			

RDL = Reportable Detection Limit
QC Batch = Quality Control Batch
Lab-Dup = Laboratory Initiated Duplicate
N/A = Not Applicable

BV Labs Job #: C1L4355
Report Date: 2021/10/14

Agnico Eagle
Client Project #: 21452766
Site Location: Meadowbank GW
Your P.O. #: 997577
Sampler Initials: JS

RESULTS OF ANALYSES OF GROUND WATER

BV Labs ID		QGB037			QGB038			QGB038		
Sampling Date		2021/07/23 13:30			2021/07/24 16:45			2021/07/24 16:45		
COC Number		380550			380550			380550		
	UNITS	**MW-16-01-DUP-1 Lab-Dup**	**RDL**	**QC Batch**	**MW-IPD-01D**	**RDL**	**QC Batch**	**MW-IPD-01D Lab-Dup**	**RDL**	**QC Batch**
Turbidity	NTU				5.2	0.1	7494102			
WAD Cyanide (Free)	mg/L				0.0013	0.0010	7500052			
Alkalinity (Total as CaCO3)	mg/L				100	1.0	7495467			
Dissolved Chloride (Cl-)	mg/L				56	0.50	7514363			
Nitrite (N)	mg/L				<0.010	0.010	7494228			
Nitrate (N)	mg/L				<0.10	0.10	7494228			
Dissolved Sulphate (SO4)	mg/L				5.4	0.50	7514363			
Nitrate + Nitrite (N)	mg/L				<0.10	0.10	7494228			
Metals										
Dissolved Aluminum (Al)	ug/L				1.56	0.50	7502201			
Total Aluminum (Al)	ug/L				341	0.50	7502199			
Dissolved Antimony (Sb)	ug/L				<0.020	0.020	7502201			
Total Antimony (Sb)	ug/L				0.029	0.020	7502199			
Dissolved Arsenic (As)	ug/L				29.0	0.020	7502201			
Total Arsenic (As)	ug/L				29.9	0.020	7502199			
Dissolved Barium (Ba)	ug/L				21.1	0.020	7502201			
Total Barium (Ba)	ug/L				22.3	0.020	7502199			
Dissolved Beryllium (Be)	ug/L				<0.010	0.010	7502201			
Total Beryllium (Be)	ug/L				0.076	0.010	7502199			
Dissolved Bismuth (Bi)	ug/L				<0.0050	0.0050	7502201			
Total Bismuth (Bi)	ug/L				0.0192	0.0050	7502199			
Dissolved Boron (B)	ug/L				177	10	7502201			
Total Boron (B)	ug/L				179	10	7502199			
Dissolved Cadmium (Cd)	ug/L				<0.0050	0.0050	7502201			
Total Cadmium (Cd)	ug/L				<0.0050	0.0050	7502199			
Dissolved Chromium (Cr)	ug/L				0.13	0.10	7502201			
Total Chromium (Cr)	ug/L				0.17	0.10	7502199			
Dissolved Cobalt (Co)	ug/L				0.0292	0.0050	7502201			
Total Cobalt (Co)	ug/L				0.0668	0.0050	7502199			
Dissolved Copper (Cu)	ug/L				<0.050	0.050	7502201			

RDL = Reportable Detection Limit
QC Batch = Quality Control Batch
Lab-Dup = Laboratory Initiated Duplicate

BV Labs Job #: C1L4355
Report Date: 2021/10/14

Agnico Eagle
Client Project #: 21452766
Site Location: Meadowbank GW
Your P.O. #: 997577
Sampler Initials: JS

RESULTS OF ANALYSES OF GROUND WATER

BV Labs ID		QGB037			QGB038			QGB038		
Sampling Date		2021/07/23 13:30			2021/07/24 16:45			2021/07/24 16:45		
COC Number		380550			380550			380550		
	UNITS	**MW-16-01-DUP-1 Lab-Dup**	**RDL**	**QC Batch**	**MW-IPD-01D**	**RDL**	**QC Batch**	**MW-IPD-01D Lab-Dup**	**RDL**	**QC Batch**
Total Copper (Cu)	ug/L				0.066	0.050	7502199			
Dissolved Iron (Fe)	ug/L				144	1.0	7502201			
Total Iron (Fe)	ug/L				338	1.0	7502199			
Dissolved Lead (Pb)	ug/L				0.0156	0.0050	7502201			
Total Lead (Pb)	ug/L				0.764	0.0050	7502199			
Dissolved Lithium (Li)	ug/L				5.91	0.50	7502201			
Total Lithium (Li)	ug/L				6.08	0.50	7502199			
Dissolved Manganese (Mn)	ug/L				48.3	0.050	7502201			
Total Manganese (Mn)	ug/L				51.2	0.050	7502199			
Dissolved Molybdenum (Mo)	ug/L				8.93	0.050	7502201			
Total Molybdenum (Mo)	ug/L				8.99	0.050	7502199			
Dissolved Nickel (Ni)	ug/L				0.416	0.020	7502201			
Total Nickel (Ni)	ug/L				0.496	0.020	7502199			
Dissolved Phosphorus (P)	ug/L				2.9	2.0	7502201			
Dissolved Selenium (Se)	ug/L				<0.040	0.040	7502201			
Total Silicon (Si)	ug/L				4640	50	7502199			
Total Selenium (Se)	ug/L				<0.040	0.040	7502199			
Dissolved Silicon (Si)	ug/L				3320	50	7502201			
Dissolved Silver (Ag)	ug/L				<0.0050	0.0050	7502201			
Total Silver (Ag)	ug/L				<0.0050	0.0050	7502199			
Dissolved Strontium (Sr)	ug/L				326	0.050	7502201			
Total Strontium (Sr)	ug/L				328	0.050	7502199			
Dissolved Thallium (Tl)	ug/L				<0.0020	0.0020	7502201			
Total Thallium (Tl)	ug/L				<0.0020	0.0020	7502199			
Dissolved Tin (Sn)	ug/L				<0.20	0.20	7502201			
Total Tin (Sn)	ug/L				<0.20	0.20	7502199			
Dissolved Titanium (Ti)	ug/L				<0.50	0.50	7502201			
Total Titanium (Ti)	ug/L				5.23	0.50	7502199			
Dissolved Uranium (U)	ug/L				0.631	0.0020	7502201			
Total Uranium (U)	ug/L				0.933	0.0020	7502199			

RDL = Reportable Detection Limit
QC Batch = Quality Control Batch
Lab-Dup = Laboratory Initiated Duplicate

BV Labs Job #: C1L4355
Report Date: 2021/10/14

Agnico Eagle
Client Project #: 21452766
Site Location: Meadowbank GW
Your P.O. #: 997577
Sampler Initials: JS

RESULTS OF ANALYSES OF GROUND WATER

BV Labs ID		QGB037			QGB038			QGB038		
Sampling Date		2021/07/23 13:30			2021/07/24 16:45			2021/07/24 16:45		
COC Number		380550			380550			380550		
	UNITS	**MW-16-01-DUP-1 Lab-Dup**	**RDL**	**QC Batch**	**MW-IPD-01D**	**RDL**	**QC Batch**	**MW-IPD-01D Lab-Dup**	**RDL**	**QC Batch**
Dissolved Vanadium (V)	ug/L				<0.20	0.20	7502201			
Total Vanadium (V)	ug/L				<0.20	0.20	7502199			
Dissolved Zinc (Zn)	ug/L				0.85	0.10	7502201			
Total Zinc (Zn)	ug/L				2.68	0.10	7502199			
Dissolved Zirconium (Zr)	ug/L				<0.10	0.10	7502201			
Total Zirconium (Zr)	ug/L				0.93	0.10	7502199			
Dissolved Calcium (Ca)	mg/L				23.7	0.050	7507667			
Total Calcium (Ca)	mg/L				24.8	0.050	7507668			
Dissolved Magnesium (Mg)	mg/L				14.3	0.050	7507667			
Total Magnesium (Mg)	mg/L				14.8	0.050	7507668			
Dissolved Potassium (K)	mg/L				1.24	0.050	7507667			
Total Potassium (K)	mg/L				1.29	0.050	7507668			
Dissolved Sodium (Na)	mg/L				25.6	0.050	7507667			
Total Sodium (Na)	mg/L				26.3	0.050	7507668			
Dissolved Sulphur (S)	mg/L				<3.0	3.0	7507667			
Nutritional Parameters										
Total Phosphorus (P)	mg/L				0.0051	0.0010	7514365			

RDL = Reportable Detection Limit
QC Batch = Quality Control Batch
Lab-Dup = Laboratory Initiated Duplicate

BV Labs Job #: C1L4355
Report Date: 2021/10/14

Agnico Eagle
Client Project #: 21452766
Site Location: Meadowbank GW
Your P.O. #: 997577
Sampler Initials: JS

RESULTS OF ANALYSES OF GROUND WATER

BV Labs ID		QGB039		
Sampling Date		2021/07/24 16:45		
COC Number		380550		
	UNITS	**MW-IPD-01D-DUP-1**	**RDL**	**QC Batch**
CONVENTIONALS				
Total Nitrogen (Ammonia Nitrogen)	mg/L	0.045	0.0050	7514564
Calculated Parameters				
Ammonium (NH4)	mg/L	<0.0016	0.0016	7493678
Bicarb. Alkalinity (calc. as CaCO3)	mg/L	100	1.0	7493024
Carb. Alkalinity (calc. as CaCO3)	mg/L	1.1	1.0	7493024
Dissolved Hardness (CaCO3)	mg/L	117	0.50	7502200
Sodium Adsorption Ratio	N/A	0.99	0.10	7503552
Total dissolved solids (calc., EC)	mg/L	230	10	7503553
Total Un-ionized Ammonia	mg/L	<0.0016	0.0016	7492989
Field Measurements				
Field Temperature	Celsius	24.57	N/A	ONSITE
Field Measured pH	pH	7.68		ONSITE
Inorganics				
Dissolved Bromide (Br-)	mg/L	0.64	0.010	7514565
Conductivity	mS/cm	0.369	0.001	7495466
Conductivity	uS/cm	380	2.0	7514561
Free Cyanide (CN)	ug/L	1.8	1.0	7508511
Total Dissolved Solids	mg/L	210	10	7495611
Fluoride (F-)	mg/L	0.63	0.10	7501704
Total Kjeldahl Nitrogen (TKN)	mg/L	0.12	0.10	7494243
Dissolved Organic Carbon	mg/L	1.3	0.40	7495638
Total Organic Carbon (TOC)	mg/L	1.2	0.40	7497078
Orthophosphate (P)	mg/L	0.0046	0.0010	7514560
pH	pH	8.17		7495468
Salinity	N/A	<2.0	2.0	7531590
Reactive Silica (SiO2)	mg/L	7.3	0.050	7507656
Total Suspended Solids	mg/L	25	1	7495529
Total Cyanide (CN)	mg/L	<0.0050	0.0050	7500047
Turbidity	NTU	3.0	0.1	7494102

RDL = Reportable Detection Limit
QC Batch = Quality Control Batch
N/A = Not Applicable

BV Labs Job #: C1L4355
Report Date: 2021/10/14

Agnico Eagle
Client Project #: 21452766
Site Location: Meadowbank GW
Your P.O. #: 997577
Sampler Initials: JS

RESULTS OF ANALYSES OF GROUND WATER

BV Labs ID		QGB039		
Sampling Date		2021/07/24 16:45		
COC Number		380550		
	UNITS	**MW-IPD-01D-DUP-1**	**RDL**	**QC Batch**
WAD Cyanide (Free)	mg/L	<0.0010	0.0010	7500052
Alkalinity (Total as CaCO3)	mg/L	100	1.0	7495467
Dissolved Chloride (Cl-)	mg/L	56	0.50	7514363
Nitrite (N)	mg/L	<0.010	0.010	7494228
Nitrate (N)	mg/L	<0.10	0.10	7494228
Dissolved Sulphate (SO4)	mg/L	4.5	0.50	7514363
Nitrate + Nitrite (N)	mg/L	<0.10	0.10	7494228
Metals				
Dissolved Aluminum (Al)	ug/L	6.82	0.50	7502201
Total Aluminum (Al)	ug/L	502	0.50	7502199
Dissolved Antimony (Sb)	ug/L	<0.020	0.020	7502201
Total Antimony (Sb)	ug/L	0.031	0.020	7502199
Dissolved Arsenic (As)	ug/L	28.6	0.020	7502201
Total Arsenic (As)	ug/L	29.8	0.020	7502199
Dissolved Barium (Ba)	ug/L	21.4	0.020	7502201
Total Barium (Ba)	ug/L	22.7	0.020	7502199
Dissolved Beryllium (Be)	ug/L	<0.010	0.010	7502201
Total Beryllium (Be)	ug/L	0.070	0.010	7502199
Dissolved Bismuth (Bi)	ug/L	<0.0050	0.0050	7502201
Total Bismuth (Bi)	ug/L	0.0197	0.0050	7502199
Dissolved Boron (B)	ug/L	174	10	7502201
Total Boron (B)	ug/L	181	10	7502199
Dissolved Cadmium (Cd)	ug/L	<0.0050	0.0050	7502201
Total Cadmium (Cd)	ug/L	0.0057	0.0050	7502199
Dissolved Chromium (Cr)	ug/L	0.16	0.10	7502201
Total Chromium (Cr)	ug/L	0.13	0.10	7502199
Dissolved Cobalt (Co)	ug/L	0.0285	0.0050	7502201
Total Cobalt (Co)	ug/L	0.0627	0.0050	7502199
Dissolved Copper (Cu)	ug/L	<0.050	0.050	7502201
Total Copper (Cu)	ug/L	0.055	0.050	7502199
Dissolved Iron (Fe)	ug/L	142	1.0	7502201

RDL = Reportable Detection Limit
QC Batch = Quality Control Batch

BV Labs Job #: C1L4355
Report Date: 2021/10/14

Agnico Eagle
Client Project #: 21452766
Site Location: Meadowbank GW
Your P.O. #: 997577
Sampler Initials: JS

RESULTS OF ANALYSES OF GROUND WATER

BV Labs ID		QGB039		
Sampling Date		2021/07/24 16:45		
COC Number		380550		
	UNITS	**MW-IPD-01D-DUP-1**	**RDL**	**QC Batch**
Total Iron (Fe)	ug/L	316	1.0	7502199
Dissolved Lead (Pb)	ug/L	0.0168	0.0050	7502201
Total Lead (Pb)	ug/L	0.782	0.0050	7502199
Dissolved Lithium (Li)	ug/L	5.78	0.50	7502201
Total Lithium (Li)	ug/L	5.95	0.50	7502199
Dissolved Manganese (Mn)	ug/L	47.2	0.050	7502201
Total Manganese (Mn)	ug/L	50.7	0.050	7502199
Dissolved Molybdenum (Mo)	ug/L	8.92	0.050	7502201
Total Molybdenum (Mo)	ug/L	8.97	0.050	7502199
Dissolved Nickel (Ni)	ug/L	0.407	0.020	7502201
Total Nickel (Ni)	ug/L	0.491	0.020	7502199
Dissolved Phosphorus (P)	ug/L	2.4	2.0	7502201
Dissolved Selenium (Se)	ug/L	<0.040	0.040	7502201
Total Silicon (Si)	ug/L	4650	50	7502199
Total Selenium (Se)	ug/L	<0.040	0.040	7502199
Dissolved Silicon (Si)	ug/L	3320	50	7502201
Dissolved Silver (Ag)	ug/L	<0.0050	0.0050	7502201
Total Silver (Ag)	ug/L	<0.0050	0.0050	7502199
Dissolved Strontium (Sr)	ug/L	321	0.050	7502201
Total Strontium (Sr)	ug/L	334	0.050	7502199
Dissolved Thallium (Tl)	ug/L	<0.0020	0.0020	7502201
Total Thallium (Tl)	ug/L	<0.0020	0.0020	7502199
Dissolved Tin (Sn)	ug/L	<0.20	0.20	7502201
Total Tin (Sn)	ug/L	<0.20	0.20	7502199
Dissolved Titanium (Ti)	ug/L	<0.50	0.50	7502201
Total Titanium (Ti)	ug/L	5.92	0.50	7502199
Dissolved Uranium (U)	ug/L	0.633	0.0020	7502201
Total Uranium (U)	ug/L	0.952	0.0020	7502199
Dissolved Vanadium (V)	ug/L	<0.20	0.20	7502201
Total Vanadium (V)	ug/L	<0.20	0.20	7502199
Dissolved Zinc (Zn)	ug/L	0.60	0.10	7502201

RDL = Reportable Detection Limit
QC Batch = Quality Control Batch

BV Labs Job #: C1L4355
Report Date: 2021/10/14

Agnico Eagle
Client Project #: 21452766
Site Location: Meadowbank GW
Your P.O. #: 997577
Sampler Initials: JS

RESULTS OF ANALYSES OF GROUND WATER

BV Labs ID		QGB039		
Sampling Date		2021/07/24 16:45		
COC Number		380550		
	UNITS	**MW-IPD-01D-DUP-1**	**RDL**	**QC Batch**
Total Zinc (Zn)	ug/L	2.56	0.10	7502199
Dissolved Zirconium (Zr)	ug/L	<0.10	0.10	7502201
Total Zirconium (Zr)	ug/L	1.05	0.10	7502199
Dissolved Calcium (Ca)	mg/L	23.6	0.050	7507667
Total Calcium (Ca)	mg/L	24.2	0.050	7507668
Dissolved Magnesium (Mg)	mg/L	14.1	0.050	7507667
Total Magnesium (Mg)	mg/L	14.7	0.050	7507668
Dissolved Potassium (K)	mg/L	1.24	0.050	7507667
Total Potassium (K)	mg/L	1.28	0.050	7507668
Dissolved Sodium (Na)	mg/L	25.2	0.050	7507667
Total Sodium (Na)	mg/L	26.2	0.050	7507668
Dissolved Sulphur (S)	mg/L	<3.0	3.0	7507667
Nutritional Parameters				
Total Phosphorus (P)	mg/L	0.0042	0.0010	7514365

RDL = Reportable Detection Limit
QC Batch = Quality Control Batch

BV Labs Job #: C1L4355
Report Date: 2021/10/14

Agnico Eagle
Client Project #: 21452766
Site Location: Meadowbank GW
Your P.O. #: 997577
Sampler Initials: JS

ELEMENTS BY ATOMIC SPECTROSCOPY (GROUND WATER)

BV Labs ID		QGB036	QGB037			QGB038	QGB039		
Sampling Date		2021/07/23 13:30	2021/07/23 13:30			2021/07/24 16:45	2021/07/24 16:45		
COC Number		380550	380550			380550	380550		
	UNITS	**MW-16-01**	**MW-16-01-DUP-1**	**RDL**	**QC Batch**	**MW-IPD-01D**	**MW-IPD-01D-DUP-1**	**RDL**	**QC Batch**
Calculated Parameters									
Total Hardness (CaCO3)	mg/L	1050	1070	0.50	7502198	123	121	0.50	7502198
Metals									
Mercury (Hg)	mg/L	<0.00010	<0.00010	0.00010	7502345	<0.00001	<0.00001	0.00001	7497195
Dissolved Mercury (Hg)	mg/L	<0.00010	<0.00010	0.00010	7504517	<0.00001	<0.00001	0.00001	7497220

RDL = Reportable Detection Limit
QC Batch = Quality Control Batch

BV Labs Job #: C1L4355
Report Date: 2021/10/14

Agnico Eagle
Client Project #: 21452766
Site Location: Meadowbank GW
Your P.O. #: 997577
Sampler Initials: JS

RESULTS OF ANALYSES OF WATER

BV Labs ID		QGB040			QGB040		
Sampling Date		2021/07/24 16:45			2021/07/24 16:45		
COC Number		380550			380550		
	UNITS	**FB-21-1**	**RDL**	**QC Batch**	**FB-21-1 Lab-Dup**	**RDL**	**QC Batch**
CONVENTIONALS							
Total Nitrogen (Ammonia Nitrogen)	mg/L	<0.0050	0.0050	7514564			
Calculated Parameters							
Bicarb. Alkalinity (calc. as CaCO3)	mg/L	<1.0	1.0	7493024			
Carb. Alkalinity (calc. as CaCO3)	mg/L	<1.0	1.0	7493024			
Dissolved Hardness (CaCO3)	mg/L	<0.50	0.50	7502200			
Sodium Adsorption Ratio	N/A	NC	0.10	7503552			
Total dissolved solids (calc., EC)	mg/L	<10	10	7503553			
Inorganics							
Dissolved Bromide (Br-)	mg/L	<0.010	0.010	7514565			
Conductivity	mS/cm	0.001	0.001	7495466			
Conductivity	uS/cm	<2.0	2.0	7514561			
Free Cyanide (CN)	ug/L	2.7	1.0	7517268	2.0	1.0	7517268
Total Dissolved Solids	mg/L	<10	10	7495611			
Fluoride (F-)	mg/L	<0.10	0.10	7501704			
Total Kjeldahl Nitrogen (TKN)	mg/L	<0.10	0.10	7497657			
Dissolved Organic Carbon	mg/L	<0.40	0.40	7495638			
Total Organic Carbon (TOC)	mg/L	<0.40	0.40	7497700			
Orthophosphate (P)	mg/L	<0.0010	0.0010	7514560			
pH	pH	6.47	N/A	7514566			
Salinity	N/A	<2.0	2.0	7531590			
Reactive Silica (SiO2)	mg/L	<0.050	0.050	7507656			
Total Suspended Solids	mg/L	<1	1	7495529			
Total Cyanide (CN)	mg/L	<0.0050	0.0050	7500047			
Turbidity	NTU	<0.1	0.1	7494102			
WAD Cyanide (Free)	mg/L	<0.0010	0.0010	7500052			
Alkalinity (Total as CaCO3)	mg/L	<1.0	1.0	7495467			
Dissolved Chloride (Cl-)	mg/L	<0.50	0.50	7514363			
Nitrite (N)	mg/L	<0.010	0.010	7494228			

RDL = Reportable Detection Limit
QC Batch = Quality Control Batch
Lab-Dup = Laboratory Initiated Duplicate
N/A = Not Applicable

BV Labs Job #: C1L4355
Report Date: 2021/10/14

Agnico Eagle
Client Project #: 21452766
Site Location: Meadowbank GW
Your P.O. #: 997577
Sampler Initials: JS

RESULTS OF ANALYSES OF WATER

BV Labs ID		QGB040			QGB040		
Sampling Date		2021/07/24 16:45			2021/07/24 16:45		
COC Number		380550			380550		
	UNITS	**FB-21-1**	**RDL**	**QC Batch**	**FB-21-1 Lab-Dup**	**RDL**	**QC Batch**
Nitrate (N)	mg/L	<0.10	0.10	7494228			
Dissolved Sulphate (SO4)	mg/L	0.56	0.50	7514363			
Nitrate + Nitrite (N)	mg/L	<0.10	0.10	7494228			
Metals							
Dissolved Aluminum (Al)	ug/L	0.65	0.50	7502201			
Total Aluminum (Al)	ug/L	0.64	0.50	7502199			
Dissolved Antimony (Sb)	ug/L	<0.020	0.020	7502201			
Total Antimony (Sb)	ug/L	<0.020	0.020	7502199			
Dissolved Arsenic (As)	ug/L	<0.020	0.020	7502201			
Total Arsenic (As)	ug/L	<0.020	0.020	7502199			
Dissolved Barium (Ba)	ug/L	<0.020	0.020	7502201			
Total Barium (Ba)	ug/L	<0.020	0.020	7502199			
Dissolved Beryllium (Be)	ug/L	<0.010	0.010	7502201			
Total Beryllium (Be)	ug/L	<0.010	0.010	7502199			
Dissolved Bismuth (Bi)	ug/L	<0.0050	0.0050	7502201			
Total Bismuth (Bi)	ug/L	<0.0050	0.0050	7502199			
Dissolved Boron (B)	ug/L	<10	10	7502201			
Total Boron (B)	ug/L	<10	10	7502199			
Dissolved Cadmium (Cd)	ug/L	<0.0050	0.0050	7502201			
Total Cadmium (Cd)	ug/L	<0.0050	0.0050	7502199			
Dissolved Chromium (Cr)	ug/L	<0.10	0.10	7502201			
Total Chromium (Cr)	ug/L	<0.10	0.10	7502199			
Dissolved Cobalt (Co)	ug/L	<0.0050	0.0050	7502201			
Total Cobalt (Co)	ug/L	<0.0050	0.0050	7502199			
Dissolved Copper (Cu)	ug/L	<0.050	0.050	7502201			
Total Copper (Cu)	ug/L	<0.050	0.050	7502199			
Dissolved Iron (Fe)	ug/L	<1.0	1.0	7502201			
Total Iron (Fe)	ug/L	<1.0	1.0	7502199			
Dissolved Lead (Pb)	ug/L	<0.0050	0.0050	7502201			
Total Lead (Pb)	ug/L	<0.0050	0.0050	7502199			

RDL = Reportable Detection Limit
QC Batch = Quality Control Batch
Lab-Dup = Laboratory Initiated Duplicate

BV Labs Job #: C1L4355
Report Date: 2021/10/14

Agnico Eagle
Client Project #: 21452766
Site Location: Meadowbank GW
Your P.O. #: 997577
Sampler Initials: JS

RESULTS OF ANALYSES OF WATER

BV Labs ID		QGB040			QGB040		
Sampling Date		2021/07/24 16:45			2021/07/24 16:45		
COC Number		380550			380550		
	UNITS	**FB-21-1**	**RDL**	**QC Batch**	**FB-21-1 Lab-Dup**	**RDL**	**QC Batch**
Dissolved Lithium (Li)	ug/L	<0.50	0.50	7502201			
Total Lithium (Li)	ug/L	<0.50	0.50	7502199			
Dissolved Manganese (Mn)	ug/L	<0.050	0.050	7502201			
Total Manganese (Mn)	ug/L	<0.050	0.050	7502199			
Dissolved Molybdenum (Mo)	ug/L	<0.050	0.050	7502201			
Total Molybdenum (Mo)	ug/L	<0.050	0.050	7502199			
Dissolved Nickel (Ni)	ug/L	<0.020	0.020	7502201			
Total Nickel (Ni)	ug/L	<0.020	0.020	7502199			
Dissolved Phosphorus (P)	ug/L	<2.0	2.0	7502201			
Dissolved Selenium (Se)	ug/L	<0.040	0.040	7502201			
Total Silicon (Si)	ug/L	<50	50	7502199			
Total Selenium (Se)	ug/L	<0.040	0.040	7502199			
Dissolved Silicon (Si)	ug/L	<50	50	7502201			
Dissolved Silver (Ag)	ug/L	<0.0050	0.0050	7502201			
Total Silver (Ag)	ug/L	<0.0050	0.0050	7502199			
Dissolved Strontium (Sr)	ug/L	<0.050	0.050	7502201			
Total Strontium (Sr)	ug/L	<0.050	0.050	7502199			
Dissolved Thallium (Tl)	ug/L	<0.0020	0.0020	7502201			
Total Thallium (Tl)	ug/L	<0.0020	0.0020	7502199			
Dissolved Tin (Sn)	ug/L	<0.20	0.20	7502201			
Total Tin (Sn)	ug/L	<0.20	0.20	7502199			
Dissolved Titanium (Ti)	ug/L	<0.50	0.50	7502201			
Total Titanium (Ti)	ug/L	<0.50	0.50	7502199			
Dissolved Uranium (U)	ug/L	<0.0020	0.0020	7502201			
Total Uranium (U)	ug/L	<0.0020	0.0020	7502199			
Dissolved Vanadium (V)	ug/L	<0.20	0.20	7502201			
Total Vanadium (V)	ug/L	<0.20	0.20	7502199			
Dissolved Zinc (Zn)	ug/L	0.40	0.10	7502201			
Total Zinc (Zn)	ug/L	0.24	0.10	7502199			
Dissolved Zirconium (Zr)	ug/L	<0.10	0.10	7502201			

RDL = Reportable Detection Limit
QC Batch = Quality Control Batch
Lab-Dup = Laboratory Initiated Duplicate

BV Labs Job #: C1L4355
Report Date: 2021/10/14

Agnico Eagle
Client Project #: 21452766
Site Location: Meadowbank GW
Your P.O. #: 997577
Sampler Initials: JS

RESULTS OF ANALYSES OF WATER

BV Labs ID		QGB040			QGB040		
Sampling Date		2021/07/24 16:45			2021/07/24 16:45		
COC Number		380550			380550		
	UNITS	**FB-21-1**	**RDL**	**QC Batch**	**FB-21-1 Lab-Dup**	**RDL**	**QC Batch**
Total Zirconium (Zr)	ug/L	<0.10	0.10	7502199			
Dissolved Calcium (Ca)	mg/L	<0.050	0.050	7507667			
Total Calcium (Ca)	mg/L	<0.050	0.050	7507668			
Dissolved Magnesium (Mg)	mg/L	<0.050	0.050	7507667			
Total Magnesium (Mg)	mg/L	<0.050	0.050	7507668			
Dissolved Potassium (K)	mg/L	<0.050	0.050	7507667			
Total Potassium (K)	mg/L	<0.050	0.050	7507668			
Dissolved Sodium (Na)	mg/L	<0.050	0.050	7507667			
Total Sodium (Na)	mg/L	<0.050	0.050	7507668			
Dissolved Sulphur (S)	mg/L	<3.0	3.0	7507667			
Nutritional Parameters							
Total Phosphorus (P)	mg/L	<0.0010	0.0010	7514365			

RDL = Reportable Detection Limit
QC Batch = Quality Control Batch
Lab-Dup = Laboratory Initiated Duplicate

BV Labs Job #: C1L4355
Report Date: 2021/10/14

Agnico Eagle
Client Project #: 21452766
Site Location: Meadowbank GW
Your P.O. #: 997577
Sampler Initials: JS

ELEMENTS BY ATOMIC SPECTROSCOPY (WATER)

BV Labs ID		QGB040		
Sampling Date		2021/07/24 16:45		
COC Number		380550		
	UNITS	**FB-21-1**	**RDL**	**QC Batch**
Calculated Parameters				
Total Hardness (CaCO3)	mg/L	<0.50	0.50	7502198
Metals				
Mercury (Hg)	mg/L	<0.00001	0.00001	7497195
Dissolved Mercury (Hg)	mg/L	<0.00001	0.00001	7497220

RDL = Reportable Detection Limit
QC Batch = Quality Control Batch

BV Labs Job #: C1L4355
Report Date: 2021/10/14

Agnico Eagle
Client Project #: 21452766
Site Location: Meadowbank GW
Your P.O. #: 997577
Sampler Initials: JS

TEST SUMMARY

BV Labs ID: QGB036
Sample ID: MW-16-01
Matrix: Ground Water

Collected: 2021/07/23
Shipped:
Received: 2021/07/29

Test Description	Instrumentation	Batch	Extracted	Date Analyzed	Analyst
Alkalinity	AT	7495467	N/A	2021/08/03	Surinder Rai
Carbonate, Bicarbonate and Hydroxide	CALC	7493024	N/A	2021/08/04	Automated Statchk
Conductivity	AT	7495466	N/A	2021/08/03	Surinder Rai
Free (WAD) Cyanide	SKAL/CN	7500052	N/A	2021/08/04	Aditiben Patel
Total Cyanide	SKAL/CN	7500047	2021/08/04	2021/08/04	Aditiben Patel
Dissolved Organic Carbon (DOC)	TOCV/NDIR	7495638	N/A	2021/08/03	Julianna Castiglione
Fluoride	ISE	7501704	2021/08/05	2021/08/05	Surinder Rai
Dissolved Mercury in Water by CVAA	CV/AA	7504517	2021/08/06	2021/08/06	Medhat Nasr
Mercury in Water by CVAA	CV/AA	7502345	2021/08/05	2021/08/05	Medhat Nasr
Bromide in water by IC	IC/UV	7514565	N/A	2021/08/01	Kathleen Dalton
Low Level Chloride and Sulphate by AC	KONE	7514363	N/A	2021/08/09	Marjolen Busslinger
Cyanide (Free)	SPEC	7508511	2021/08/05	2021/08/05	Riazuddin Khan
Conductivity @25C	COND	7514561	N/A	2021/08/05	Karen Graham
Hardness Total (calculated as CaCO3)	CALC	7502198	N/A	2021/08/03	Automated Statchk
Hardness (calculated as CaCO3)	CALC	7502200	N/A	2021/08/04	Automated Statchk
Na, K, Ca, Mg, S by CRC ICPMS (diss.)	ICP	7507667	N/A	2021/08/11	Automated Statchk
Elements by ICPMS Low Level (dissolved)	ICP/MS	7502201	N/A	2021/08/03	Andrew An
Na, K, Ca, Mg, S by CRC ICPMS (total)	ICP	7507668	N/A	2021/08/06	Automated Statchk
Elements by ICPMS Low Level (total)	ICP/MS	7502199	N/A	2021/08/03	Andrew An
Ammonia-N Low Level	KONE/UVVS	7514564	2021/08/11	2021/08/11	Ian Bullecer
pH @25°C	AT/PH	7514563	N/A	2021/08/05	Karen Graham
Orthophosphate by Konelab (low level)	KONE	7514560	N/A	2021/07/31	Fadia Mostafa
Sodium Adsorption Ratio	CALC	7503552	N/A	2021/08/08	Automated Statchk
Silica (Reactive)	KONE	7507656	N/A	2021/08/08	Serena Tian
Total Dissolved Solids (Calc. from EC)	CALC	7503553	N/A	2021/08/05	Automated Statchk
Total Phosphorus Low Level Total	KONE	7514365	2021/08/09	2021/08/09	Serena Tian
Ammonium as NH4+	CALC/NH3	7493678	N/A	2021/08/06	Automated Statchk
Nitrate (NO3) and Nitrite (NO2) in Water	LACH	7494228	N/A	2021/08/03	Chandra Nandlal
pH	AT	7495468	2021/07/31	2021/08/03	Surinder Rai
Field Measured pH	PH	ONSITE	N/A	2021/07/30	Katherine Szozda
Salinity		7531590	N/A	2021/08/20	Brent Boudreau
Total Dissolved Solids	BAL	7495611	2021/07/31	2021/08/03	Shivani Desai
Field Measured pH	PH	ONSITE	N/A	2021/08/06	Katherine Szozda
Total Kjeldahl Nitrogen in Water	SKAL	7494243	2021/07/30	2021/08/04	Massarat Jan
Total Organic Carbon (TOC)	TOCV/NDIR	7494260	N/A	2021/07/31	Julianna Castiglione
Low Level Total Suspended Solids	BAL	7495566	2021/07/31	2021/08/03	Shivani Desai
Turbidity	AT	7494102	N/A	2021/07/30	Neil Dassanayake
Un-ionized Ammonia	CALC/NH3	7492989	2021/08/06	2021/08/06	Automated Statchk

BV Labs Job #: C1L4355
Report Date: 2021/10/14

Agnico Eagle
Client Project #: 21452766
Site Location: Meadowbank GW
Your P.O. #: 997577
Sampler Initials: JS

TEST SUMMARY

BV Labs ID: QGB036 Dup
Sample ID: MW-16-01
Matrix: Ground Water

Collected: 2021/07/23
Shipped:
Received: 2021/07/29

Test Description	Instrumentation	Batch	Extracted	Date Analyzed	Analyst
Free (WAD) Cyanide	SKAL/CN	7500052	N/A	2021/08/04	Aditiben Patel
Total Cyanide	SKAL/CN	7500047	2021/08/04	2021/08/04	Aditiben Patel

BV Labs ID: QGB037
Sample ID: MW-16-01-DUP-1
Matrix: Ground Water

Collected: 2021/07/23
Shipped:
Received: 2021/07/29

Test Description	Instrumentation	Batch	Extracted	Date Analyzed	Analyst
Alkalinity	AT	7495467	N/A	2021/08/03	Surinder Rai
Carbonate, Bicarbonate and Hydroxide	CALC	7493024	N/A	2021/08/04	Automated Statchk
Conductivity	AT	7495466	N/A	2021/08/03	Surinder Rai
Free (WAD) Cyanide	SKAL/CN	7500052	N/A	2021/08/04	Aditiben Patel
Total Cyanide	SKAL/CN	7500047	2021/08/04	2021/08/04	Aditiben Patel
Dissolved Organic Carbon (DOC)	TOCV/NDIR	7495638	N/A	2021/08/03	Julianna Castiglione
Fluoride	ISE	7501704	2021/08/05	2021/08/05	Surinder Rai
Dissolved Mercury in Water by CVAA	CV/AA	7504517	2021/08/06	2021/08/06	Medhat Nasr
Mercury in Water by CVAA	CV/AA	7502345	2021/08/05	2021/08/05	Medhat Nasr
Bromide in water by IC	IC/UV	7514565	N/A	2021/08/01	Kathleen Dalton
Low Level Chloride and Sulphate by AC	KONE	7514363	N/A	2021/08/09	Marjolen Busslinger
Cyanide (Free)	SPEC	7508511	2021/08/05	2021/08/05	Riazuddin Khan
Conductivity @25C	COND	7514561	N/A	2021/08/05	Karen Graham
Hardness Total (calculated as CaCO3)	CALC	7502198	N/A	2021/08/03	Automated Statchk
Hardness (calculated as CaCO3)	CALC	7502200	N/A	2021/08/04	Automated Statchk
Na, K, Ca, Mg, S by CRC ICPMS (diss.)	ICP	7507667	N/A	2021/08/11	Automated Statchk
Elements by ICPMS Low Level (dissolved)	ICP/MS	7501264	N/A	2021/08/04	Andrew An
Na, K, Ca, Mg, S by CRC ICPMS (total)	ICP	7507668	N/A	2021/08/06	Automated Statchk
Elements by ICPMS Low Level (total)	ICP/MS	7502199	N/A	2021/08/03	Andrew An
Ammonia-N Low Level	KONE/UVVS	7514564	2021/08/11	2021/08/11	Ian Bullecer
pH @25°C	AT/PH	7514563	N/A	2021/08/05	Karen Graham
Orthophosphate by Konelab (low level)	KONE	7514560	N/A	2021/07/31	Fadia Mostafa
Sodium Adsorption Ratio	CALC	7503552	N/A	2021/08/08	Automated Statchk
Silica (Reactive)	KONE	7507656	N/A	2021/08/08	Serena Tian
Total Dissolved Solids (Calc. from EC)	CALC	7503553	N/A	2021/08/05	Automated Statchk
Total Phosphorus Low Level Total	KONE	7514365	2021/08/09	2021/08/09	Serena Tian
Ammonium as NH4+	CALC/NH3	7493678	N/A	2021/08/06	Automated Statchk
Nitrate (NO3) and Nitrite (NO2) in Water	LACH	7494228	N/A	2021/08/03	Chandra Nandlal
pH	AT	7495468	2021/07/31	2021/08/03	Surinder Rai
Field Measured pH	PH	ONSITE	N/A	2021/07/30	Report Automation Engine
Salinity		7531590	N/A	2021/08/20	Brent Boudreau
Total Dissolved Solids	BAL	7495611	2021/07/31	2021/08/03	Shivani Desai
Field Measured pH	PH	ONSITE	N/A	2021/08/06	Report Automation Engine
Total Kjeldahl Nitrogen in Water	SKAL	7497657	2021/08/03	2021/08/04	Massarat Jan
Total Organic Carbon (TOC)	TOCV/NDIR	7497700	N/A	2021/08/04	Julianna Castiglione
Low Level Total Suspended Solids	BAL	7495529	2021/07/31	2021/08/03	Sandeep Kaur

BV Labs Job #: C1L4355
Report Date: 2021/10/14

Agnico Eagle
Client Project #: 21452766
Site Location: Meadowbank GW
Your P.O. #: 997577
Sampler Initials: JS

TEST SUMMARY

BV Labs ID: QGB037
Sample ID: MW-16-01-DUP-1
Matrix: Ground Water

Collected: 2021/07/23
Shipped:
Received: 2021/07/29

Test Description	Instrumentation	Batch	Extracted	Date Analyzed	Analyst
Turbidity	AT	7494102	N/A	2021/07/30	Neil Dassanayake
Un-ionized Ammonia	CALC/NH3	7492989	2021/08/06	2021/08/06	Automated Statchk

BV Labs ID: QGB037 Dup
Sample ID: MW-16-01-DUP-1
Matrix: Ground Water

Collected: 2021/07/23
Shipped:
Received: 2021/07/29

Test Description	Instrumentation	Batch	Extracted	Date Analyzed	Analyst
Orthophosphate by Konelab (low level)	KONE	7514560	N/A	2021/07/31	Fadia Mostafa

BV Labs ID: QGB038
Sample ID: MW-IPD-01D
Matrix: Ground Water

Collected: 2021/07/24
Shipped:
Received: 2021/07/29

Test Description	Instrumentation	Batch	Extracted	Date Analyzed	Analyst
Alkalinity	AT	7495467	N/A	2021/08/03	Surinder Rai
Carbonate, Bicarbonate and Hydroxide	CALC	7493024	N/A	2021/08/04	Automated Statchk
Conductivity	AT	7495466	N/A	2021/08/03	Surinder Rai
Free (WAD) Cyanide	SKAL/CN	7500052	N/A	2021/08/04	Aditiben Patel
Total Cyanide	SKAL/CN	7500047	2021/08/04	2021/08/04	Aditiben Patel
Dissolved Organic Carbon (DOC)	TOCV/NDIR	7495638	N/A	2021/08/03	Julianna Castiglione
Fluoride	ISE	7501704	2021/08/05	2021/08/05	Surinder Rai
Dissolved Mercury (low level)	CV/AA	7497220	2021/08/03	2021/08/04	Medhat Nasr
Mercury (low level)	CV/AA	7497195	2021/08/03	2021/08/03	Medhat Nasr
Bromide in water by IC	IC/UV	7514565	N/A	2021/08/01	Kathleen Dalton
Low Level Chloride and Sulphate by AC	KONE	7514363	N/A	2021/08/09	Marjolen Busslinger
Cyanide (Free)	SPEC	7508511	2021/08/05	2021/08/05	Riazuddin Khan
Conductivity @25C	COND	7503549	N/A	2021/08/05	Karen Graham
Hardness Total (calculated as CaCO3)	CALC	7502198	N/A	2021/08/03	Automated Statchk
Hardness (calculated as CaCO3)	CALC	7502200	N/A	2021/08/04	Automated Statchk
Na, K, Ca, Mg, S by CRC ICPMS (diss.)	ICP	7507667	N/A	2021/08/11	Automated Statchk
Elements by ICPMS Low Level (dissolved)	ICP/MS	7502201	N/A	2021/08/03	Andrew An
Na, K, Ca, Mg, S by CRC ICPMS (total)	ICP	7507668	N/A	2021/08/06	Automated Statchk
Elements by ICPMS Low Level (total)	ICP/MS	7502199	N/A	2021/08/03	Andrew An
Ammonia-N Low Level	KONE/UVVS	7514564	2021/08/11	2021/08/11	Ian Bullecer
pH @25°C	AT/PH	7503551	N/A	2021/08/05	Karen Graham
Orthophosphate by Konelab (low level)	KONE	7514560	N/A	2021/07/31	Fadia Mostafa
Sodium Adsorption Ratio	CALC	7503552	N/A	2021/08/08	Automated Statchk
Silica (Reactive)	KONE	7507656	N/A	2021/08/08	Serena Tian
Total Dissolved Solids (Calc. from EC)	CALC	7503553	N/A	2021/08/05	Automated Statchk
Total Phosphorus Low Level Total	KONE	7514365	2021/08/09	2021/08/09	Serena Tian
Ammonium as NH4+	CALC/NH3	7493678	N/A	2021/08/06	Automated Statchk
Nitrate (NO3) and Nitrite (NO2) in Water	LACH	7494228	N/A	2021/08/03	Chandra Nandlal
pH	AT	7495468	2021/07/31	2021/08/03	Surinder Rai

BV Labs Job #: C1L4355
Report Date: 2021/10/14

Agnico Eagle
Client Project #: 21452766
Site Location: Meadowbank GW
Your P.O. #: 997577
Sampler Initials: JS

TEST SUMMARY

BV Labs ID: QGB038
Sample ID: MW-IPD-01D
Matrix: Ground Water

Collected: 2021/07/24
Shipped:
Received: 2021/07/29

Test Description	Instrumentation	Batch	Extracted	Date Analyzed	Analyst
Field Measured pH	PH	ONSITE	N/A	2021/07/30	Katherine Szozda
Salinity		7531590	N/A	2021/08/20	Brent Boudreau
Total Dissolved Solids	BAL	7495611	2021/07/31	2021/08/03	Shivani Desai
Field Measured pH	PH	ONSITE	N/A	2021/08/06	Katherine Szozda
Total Kjeldahl Nitrogen in Water	SKAL	7494243	2021/07/30	2021/08/03	Massarat Jan
Total Organic Carbon (TOC)	TOCV/NDIR	7497078	N/A	2021/08/04	Julianna Castiglione
Low Level Total Suspended Solids	BAL	7495529	2021/07/31	2021/08/03	Sandeep Kaur
Turbidity	AT	7494102	N/A	2021/07/30	Neil Dassanayake
Un-ionized Ammonia	CALC/NH3	7492989	2021/08/06	2021/08/06	Automated Statchk

BV Labs ID: QGB038 Dup
Sample ID: MW-IPD-01D
Matrix: Ground Water

Collected: 2021/07/24
Shipped:
Received: 2021/07/29

Test Description	Instrumentation	Batch	Extracted	Date Analyzed	Analyst
Low Level Total Suspended Solids	BAL	7495529	2021/07/31	2021/08/03	Sandeep Kaur

BV Labs ID: QGB039
Sample ID: MW-IPD-01D-DUP-1
Matrix: Ground Water

Collected: 2021/07/24
Shipped:
Received: 2021/07/29

Test Description	Instrumentation	Batch	Extracted	Date Analyzed	Analyst
Alkalinity	AT	7495467	N/A	2021/08/03	Surinder Rai
Carbonate, Bicarbonate and Hydroxide	CALC	7493024	N/A	2021/08/04	Automated Statchk
Conductivity	AT	7495466	N/A	2021/08/03	Surinder Rai
Free (WAD) Cyanide	SKAL/CN	7500052	N/A	2021/08/04	Aditiben Patel
Total Cyanide	SKAL/CN	7500047	2021/08/04	2021/08/04	Aditiben Patel
Dissolved Organic Carbon (DOC)	TOCV/NDIR	7495638	N/A	2021/08/03	Julianna Castiglione
Fluoride	ISE	7501704	2021/08/05	2021/08/05	Surinder Rai
Dissolved Mercury (low level)	CV/AA	7497220	2021/08/03	2021/08/04	Medhat Nasr
Mercury (low level)	CV/AA	7497195	2021/08/03	2021/08/03	Medhat Nasr
Bromide in water by IC	IC/UV	7514565	N/A	2021/08/01	Kathleen Dalton
Low Level Chloride and Sulphate by AC	KONE	7514363	N/A	2021/08/09	Marjolen Busslinger
Cyanide (Free)	SPEC	7508511	2021/08/05	2021/08/05	Riazuddin Khan
Conductivity @25C	COND	7514561	N/A	2021/08/05	Karen Graham
Hardness Total (calculated as CaCO3)	CALC	7502198	N/A	2021/08/03	Automated Statchk
Hardness (calculated as CaCO3)	CALC	7502200	N/A	2021/08/04	Automated Statchk
Na, K, Ca, Mg, S by CRC ICPMS (diss.)	ICP	7507667	N/A	2021/08/11	Automated Statchk
Elements by ICPMS Low Level (dissolved)	ICP/MS	7502201	N/A	2021/08/03	Andrew An
Na, K, Ca, Mg, S by CRC ICPMS (total)	ICP	7507668	N/A	2021/08/06	Automated Statchk
Elements by ICPMS Low Level (total)	ICP/MS	7502199	N/A	2021/08/03	Andrew An
Ammonia-N Low Level	KONE/UVVS	7514564	2021/08/11	2021/08/11	Ian Bullecer
pH @25°C	AT/PH	7514563	N/A	2021/08/05	Karen Graham
Orthophosphate by Konelab (low level)	KONE	7514560	N/A	2021/07/31	Fadia Mostafa

BV Labs Job #: C1L4355
Report Date: 2021/10/14

Agnico Eagle
Client Project #: 21452766
Site Location: Meadowbank GW
Your P.O. #: 997577
Sampler Initials: JS

TEST SUMMARY

BV Labs ID: QGB039
Sample ID: MW-IPD-01D-DUP-1
Matrix: Ground Water

Collected: 2021/07/24
Shipped:
Received: 2021/07/29

Test Description	Instrumentation	Batch	Extracted	Date Analyzed	Analyst
Sodium Adsorption Ratio	CALC	7503552	N/A	2021/08/08	Automated Statchk
Silica (Reactive)	KONE	7507656	N/A	2021/08/08	Serena Tian
Total Dissolved Solids (Calc. from EC)	CALC	7503553	N/A	2021/08/05	Automated Statchk
Total Phosphorus Low Level Total	KONE	7514365	2021/08/09	2021/08/09	Serena Tian
Ammonium as NH4+	CALC/NH3	7493678	N/A	2021/08/06	Automated Statchk
Nitrate (NO3) and Nitrite (NO2) in Water	LACH	7494228	N/A	2021/08/03	Chandra Nandlal
pH	AT	7495468	2021/07/31	2021/08/03	Surinder Rai
Field Measured pH	PH	ONSITE	N/A	2021/07/30	Katherine Szozda
Salinity		7531590	N/A	2021/08/20	Brent Boudreau
Total Dissolved Solids	BAL	7495611	2021/07/31	2021/08/03	Shivani Desai
Field Measured pH	PH	ONSITE	N/A	2021/08/06	Katherine Szozda
Total Kjeldahl Nitrogen in Water	SKAL	7494243	2021/07/30	2021/08/04	Massarat Jan
Total Organic Carbon (TOC)	TOCV/NDIR	7497078	N/A	2021/08/04	Julianna Castiglione
Low Level Total Suspended Solids	BAL	7495529	2021/07/31	2021/08/03	Sandeep Kaur
Turbidity	AT	7494102	N/A	2021/07/30	Neil Dassanayake
Un-ionized Ammonia	CALC/NH3	7492989	2021/08/06	2021/08/06	Automated Statchk

BV Labs ID: QGB040
Sample ID: FB-21-1
Matrix: Water

Collected: 2021/07/24
Shipped:
Received: 2021/07/29

Test Description	Instrumentation	Batch	Extracted	Date Analyzed	Analyst
Alkalinity	AT	7495467	N/A	2021/08/03	Surinder Rai
Carbonate, Bicarbonate and Hydroxide	CALC	7493024	N/A	2021/08/04	Automated Statchk
Conductivity	AT	7495466	N/A	2021/08/03	Surinder Rai
Free (WAD) Cyanide	SKAL/CN	7500052	N/A	2021/08/04	Aditiben Patel
Total Cyanide	SKAL/CN	7500047	2021/08/04	2021/08/04	Aditiben Patel
Dissolved Organic Carbon (DOC)	TOCV/NDIR	7495638	N/A	2021/08/03	Julianna Castiglione
Fluoride	ISE	7501704	2021/08/05	2021/08/05	Surinder Rai
Dissolved Mercury (low level)	CV/AA	7497220	2021/08/03	2021/08/04	Medhat Nasr
Mercury (low level)	CV/AA	7497195	2021/08/03	2021/08/03	Medhat Nasr
Bromide in water by IC	IC/UV	7514565	N/A	2021/08/01	Kathleen Dalton
Low Level Chloride and Sulphate by AC	KONE	7514363	N/A	2021/08/09	Marjolen Busslinger
Cyanide (Free)	SPEC	7517268	2021/08/12	2021/08/12	Riazuddin Khan
Conductivity @25C	COND	7514561	N/A	2021/08/05	Karen Graham
Hardness Total (calculated as CaCO3)	CALC	7502198	N/A	2021/08/03	Automated Statchk
Hardness (calculated as CaCO3)	CALC	7502200	N/A	2021/08/04	Automated Statchk
Na, K, Ca, Mg, S by CRC ICPMS (diss.)	ICP	7507667	N/A	2021/08/11	Automated Statchk
Elements by ICPMS Low Level (dissolved)	ICP/MS	7502201	N/A	2021/08/03	Andrew An
Na, K, Ca, Mg, S by CRC ICPMS (total)	ICP	7507668	N/A	2021/08/06	Automated Statchk
Elements by ICPMS Low Level (total)	ICP/MS	7502199	N/A	2021/08/03	Andrew An
Ammonia-N Low Level	KONE/UVVS	7514564	2021/08/11	2021/08/11	Ian Bullecer
pH @25°C	AT/PH	7514566	N/A	2021/08/11	Kathleen Dalton
Orthophosphate by Konelab (low level)	KONE	7514560	N/A	2021/07/31	Fadia Mostafa

BV Labs Job #: C1L4355
Report Date: 2021/10/14

Agnico Eagle
Client Project #: 21452766
Site Location: Meadowbank GW
Your P.O. #: 997577
Sampler Initials: JS

TEST SUMMARY

BV Labs ID: QGB040
Sample ID: FB-21-1
Matrix: Water

Collected: 2021/07/24
Shipped:
Received: 2021/07/29

Test Description	Instrumentation	Batch	Extracted	Date Analyzed	Analyst
Sodium Adsorption Ratio	CALC	7503552	N/A	2021/08/08	Automated Statchk
Silica (Reactive)	KONE	7507656	N/A	2021/08/08	Serena Tian
Total Dissolved Solids (Calc. from EC)	CALC	7503553	N/A	2021/08/05	Automated Statchk
Total Phosphorus Low Level Total	KONE	7514365	2021/08/09	2021/08/09	Serena Tian
Nitrate (NO3) and Nitrite (NO2) in Water	LACH	7494228	N/A	2021/08/03	Chandra Nandlal
pH	AT	7495468	2021/07/31	2021/08/03	Surinder Rai
Salinity		7531590	N/A	2021/08/20	Brent Boudreau
Total Dissolved Solids	BAL	7495611	2021/07/31	2021/08/03	Shivani Desai
Total Kjeldahl Nitrogen in Water	SKAL	7497657	2021/08/03	2021/08/04	Massarat Jan
Total Organic Carbon (TOC)	TOCV/NDIR	7497700	N/A	2021/08/04	Julianna Castiglione
Low Level Total Suspended Solids	BAL	7495529	2021/07/31	2021/08/03	Sandeep Kaur
Turbidity	AT	7494102	N/A	2021/07/30	Neil Dassanayake

BV Labs ID: QGB040 Dup
Sample ID: FB-21-1
Matrix: Water

Collected: 2021/07/24
Shipped:
Received: 2021/07/29

Test Description	Instrumentation	Batch	Extracted	Date Analyzed	Analyst
Cyanide (Free)	SPEC	7517268			Riazuddin Khan

BV Labs Job #: C1L4355
Report Date: 2021/10/14

Agnico Eagle
Client Project #: 21452766
Site Location: Meadowbank GW
Your P.O. #: 997577
Sampler Initials: JS

GENERAL COMMENTS

Each temperature is the average of up to three cooler temperatures taken at receipt

Package 1	16.0°C
Package 2	18.3°C
Package 3	17.3°C
Package 4	16.3°C
Package 5	17.3°C
Package 6	15.7°C
Package 7	17.0°C
Package 8	18.0°C
Package 9	15.7°C
Package 10	19.0°C
Package 11	17.7°C
Package 12	16.3°C
Package 13	19.3°C
Package 14	18.7°C
Package 15	18.0°C

Revised Report (2021/10/14): Ammonia Nitrogen removed
Revised Report (2021/10/13): Metal scan Phosphorus removed
Revised Report (2021/08/23): Salinity added and Dissolved Mg and Ca removed per client request

Sample QGB036 [MW-16-01] : Sample was analyzed past method specified hold time for Orthophosphate by Konelab (low level). Exceedance of hold time increases the uncertainty of test results but does not necessarily imply that results are compromised.

Sample QGB037 [MW-16-01-DUP-1] : Sample was analyzed past method specified hold time for Orthophosphate by Konelab (low level). Exceedance of hold time increases the uncertainty of test results but does not necessarily imply that results are compromised.

Sample QGB038 [MW-IPD-01D] : TOC< DOC: Both values fall within the method uncertainty for duplicates and are likely equivalent. Sample was analyzed past method specified hold time for Orthophosphate by Konelab (low level). Exceedance of hold time increases the uncertainty of test results but does not necessarily imply that results are compromised.

Sample QGB039 [MW-IPD-01D-DUP-1] : TOC< DOC: Both values fall within the method uncertainty for duplicates and are likely equivalent. Sample was analyzed past method specified hold time for Orthophosphate by Konelab (low level). Exceedance of hold time increases the uncertainty of test results but does not necessarily imply that results are compromised.

Sample QGB040 [FB-21-1] : Sample was analyzed past method specified hold time for Orthophosphate by Konelab (low level). Exceedance of hold time increases the uncertainty of test results but does not necessarily imply that results are compromised. Sample was analyzed past method specified hold time for Orthophosphate by Konelab (low level). Exceedance of hold time increases the uncertainty of test results but does not necessarily imply that results are compromised. Sample was analyzed past method specified hold time for Cyanide (Free).

Sample QGB037, Elements by ICPMS Low Level (dissolved): Test repeated.

Results relate only to the items tested.

BV Labs Job #: C1L4355
Report Date: 2021/10/14

QUALITY ASSURANCE REPORT

Agnico Eagle
Client Project #: 21452766
Site Location: Meadowbank GW
Your P.O. #: 997577
Sampler Initials: JS

			Matrix Spike		SPIKED BLANK		Method Blank		RPD		QC Standard	
QC Batch	Parameter	Date	% Recovery	QC Limits	% Recovery	QC Limits	Value	UNITS	Value (%)	QC Limits	% Recovery	QC Limits
7494102	Turbidity	2021/07/30			97	85 - 115	<0.1	NTU	15	20		
7494228	Nitrate (N)	2021/08/04	104	80 - 120	106	80 - 120	<0.10	mg/L	NC	20		
7494228	Nitrite (N)	2021/08/04	105	80 - 120	108	80 - 120	<0.010	mg/L	NC	20		
7494243	Total Kjeldahl Nitrogen (TKN)	2021/08/03	NC	80 - 120	100	80 - 120	<0.10	mg/L	NC	20	100	80 - 120
7494260	Total Organic Carbon (TOC)	2021/07/31	97	80 - 120	100	80 - 120	<0.40	mg/L	0.69	20		
7495466	Conductivity	2021/08/03			100	85 - 115	<0.001	mS/cm	0.24	25		
7495467	Alkalinity (Total as CaCO3)	2021/08/03			96	85 - 115	<1.0	mg/L	2.5	20		
7495468	pH	2021/08/03			102	98 - 103			0.86	N/A		
7495529	Total Suspended Solids	2021/08/03					<1	mg/L	2.2	25	102	85 - 115
7495566	Total Suspended Solids	2021/08/03					<1	mg/L	18	25	96	85 - 115
7495611	Total Dissolved Solids	2021/08/03					<10	mg/L	0.20	25	102	90 - 110
7495638	Dissolved Organic Carbon	2021/08/03	96	80 - 120	97	80 - 120	<0.40	mg/L	1.4	20		
7497078	Total Organic Carbon (TOC)	2021/08/04	96	80 - 120	96	80 - 120	<0.40	mg/L	NC	20		
7497195	Mercury (Hg)	2021/08/03	95	75 - 125	101	80 - 120	<0.00001	mg/L	NC	20		
7497220	Dissolved Mercury (Hg)	2021/08/04	100	75 - 125	102	80 - 120	<0.00001	mg/L	NC	20		
7497657	Total Kjeldahl Nitrogen (TKN)	2021/08/03	104	80 - 120	98	80 - 120	<0.10	mg/L	NC	20	106	80 - 120
7497700	Total Organic Carbon (TOC)	2021/08/04	NC	80 - 120	99	80 - 120	<0.40	mg/L	2.6	20		
7500047	Total Cyanide (CN)	2021/08/04	87	80 - 120	94	80 - 120	<0.0050	mg/L	0.80	20		
7500052	WAD Cyanide (Free)	2021/08/04	91	80 - 120	94	80 - 120	<0.0010	mg/L	2.2	20		
7501264	Dissolved Copper (Cu)	2021/08/04	91	80 - 120	100	80 - 120	<0.050	ug/L				
7501264	Dissolved Zinc (Zn)	2021/08/04	95	80 - 120	106	80 - 120	<0.10	ug/L				
7501704	Fluoride (F-)	2021/08/05	108	80 - 120	98	80 - 120	<0.10	mg/L	5.2	20		
7502199	Total Aluminum (Al)	2021/08/03	103	80 - 120	106	80 - 120	<0.50	ug/L				
7502199	Total Antimony (Sb)	2021/08/03	102	80 - 120	104	80 - 120	<0.020	ug/L				
7502199	Total Arsenic (As)	2021/08/03	105	80 - 120	105	80 - 120	<0.020	ug/L				
7502199	Total Barium (Ba)	2021/08/03	99	80 - 120	103	80 - 120	<0.020	ug/L				
7502199	Total Beryllium (Be)	2021/08/03	104	80 - 120	104	80 - 120	<0.010	ug/L				
7502199	Total Bismuth (Bi)	2021/08/03	102	80 - 120	105	80 - 120	<0.0050	ug/L				
7502199	Total Boron (B)	2021/08/03	104	80 - 120	107	80 - 120	<10	ug/L				
7502199	Total Cadmium (Cd)	2021/08/03	102	80 - 120	104	80 - 120	<0.0050	ug/L				
7502199	Total Chromium (Cr)	2021/08/03	101	80 - 120	104	80 - 120	<0.10	ug/L				

BV Labs Job #: C1L4355
Report Date: 2021/10/14

QUALITY ASSURANCE REPORT(CONT'D)

Agnico Eagle
Client Project #: 21452766
Site Location: Meadowbank GW
Your P.O. #: 997577
Sampler Initials: JS

			Matrix Spike		SPIKED BLANK		Method Blank		RPD		QC Standard	
QC Batch	Parameter	Date	% Recovery	QC Limits	% Recovery	QC Limits	Value	UNITS	Value (%)	QC Limits	% Recovery	QC Limits
7502199	Total Cobalt (Co)	2021/08/03	98	80 - 120	102	80 - 120	<0.0050	ug/L				
7502199	Total Copper (Cu)	2021/08/03	96	80 - 120	102	80 - 120	<0.050	ug/L				
7502199	Total Iron (Fe)	2021/08/03	108	80 - 120	108	80 - 120	<1.0	ug/L				
7502199	Total Lead (Pb)	2021/08/03	104	80 - 120	108	80 - 120	<0.0050	ug/L				
7502199	Total Lithium (Li)	2021/08/03	96	80 - 120	97	80 - 120	<0.50	ug/L				
7502199	Total Manganese (Mn)	2021/08/03	99	80 - 120	105	80 - 120	<0.050	ug/L				
7502199	Total Molybdenum (Mo)	2021/08/03	107	80 - 120	104	80 - 120	<0.050	ug/L				
7502199	Total Nickel (Ni)	2021/08/03	100	80 - 120	105	80 - 120	<0.020	ug/L				
7502199	Total Selenium (Se)	2021/08/03	107	80 - 120	107	80 - 120	<0.040	ug/L				
7502199	Total Silicon (Si)	2021/08/03	101	80 - 120	105	80 - 120	<50	ug/L				
7502199	Total Silver (Ag)	2021/08/03	102	80 - 120	103	80 - 120	<0.0050	ug/L				
7502199	Total Strontium (Sr)	2021/08/03	NC	80 - 120	104	80 - 120	<0.050	ug/L				
7502199	Total Thallium (Tl)	2021/08/03	104	80 - 120	106	80 - 120	<0.0020	ug/L				
7502199	Total Tin (Sn)	2021/08/03	105	80 - 120	106	80 - 120	<0.20	ug/L				
7502199	Total Titanium (Ti)	2021/08/03	106	80 - 120	108	80 - 120	<0.50	ug/L				
7502199	Total Uranium (U)	2021/08/03	103	80 - 120	105	80 - 120	<0.0020	ug/L				
7502199	Total Vanadium (V)	2021/08/03	104	80 - 120	106	80 - 120	<0.20	ug/L				
7502199	Total Zinc (Zn)	2021/08/03	103	80 - 120	109	80 - 120	<0.10	ug/L				
7502199	Total Zirconium (Zr)	2021/08/03	108	80 - 120	106	80 - 120	<0.10	ug/L				
7502201	Dissolved Aluminum (Al)	2021/08/03	107	80 - 120	107	80 - 120	<0.50	ug/L				
7502201	Dissolved Antimony (Sb)	2021/08/03	105	80 - 120	107	80 - 120	<0.020	ug/L				
7502201	Dissolved Arsenic (As)	2021/08/03	106	80 - 120	105	80 - 120	<0.020	ug/L				
7502201	Dissolved Barium (Ba)	2021/08/03	102	80 - 120	104	80 - 120	<0.020	ug/L				
7502201	Dissolved Beryllium (Be)	2021/08/03	100	80 - 120	105	80 - 120	<0.010	ug/L				
7502201	Dissolved Bismuth (Bi)	2021/08/03	100	80 - 120	103	80 - 120	<0.0050	ug/L				
7502201	Dissolved Boron (B)	2021/08/03	102	80 - 120	107	80 - 120	<10	ug/L				
7502201	Dissolved Cadmium (Cd)	2021/08/03	101	80 - 120	104	80 - 120	<0.0050	ug/L				
7502201	Dissolved Chromium (Cr)	2021/08/03	102	80 - 120	104	80 - 120	<0.10	ug/L				
7502201	Dissolved Cobalt (Co)	2021/08/03	99	80 - 120	102	80 - 120	<0.0050	ug/L				
7502201	Dissolved Copper (Cu)	2021/08/03	96	80 - 120	103	80 - 120	<0.050	ug/L				
7502201	Dissolved Iron (Fe)	2021/08/03	107	80 - 120	108	80 - 120	<1.0	ug/L				

BV Labs Job #: C1L4355
Report Date: 2021/10/14

QUALITY ASSURANCE REPORT(CONT'D)

Agnico Eagle
Client Project #: 21452766
Site Location: Meadowbank GW
Your P.O. #: 997577
Sampler Initials: JS

			Matrix Spike		SPIKED BLANK		Method Blank		RPD		QC Standard	
QC Batch	Parameter	Date	% Recovery	QC Limits	% Recovery	QC Limits	Value	UNITS	Value (%)	QC Limits	% Recovery	QC Limits
7502201	Dissolved Lead (Pb)	2021/08/03	99	80 - 120	102	80 - 120	<0.0050	ug/L				
7502201	Dissolved Lithium (Li)	2021/08/03	96	80 - 120	101	80 - 120	<0.50	ug/L				
7502201	Dissolved Manganese (Mn)	2021/08/03	NC	80 - 120	104	80 - 120	<0.050	ug/L				
7502201	Dissolved Molybdenum (Mo)	2021/08/03	110	80 - 120	106	80 - 120	<0.050	ug/L				
7502201	Dissolved Nickel (Ni)	2021/08/03	99	80 - 120	104	80 - 120	<0.020	ug/L				
7502201	Dissolved Phosphorus (P)	2021/08/03	108	80 - 120	106	80 - 120	<2.0	ug/L				
7502201	Dissolved Selenium (Se)	2021/08/03	104	80 - 120	102	80 - 120	<0.040	ug/L				
7502201	Dissolved Silicon (Si)	2021/08/03	109	80 - 120	105	80 - 120	<50	ug/L				
7502201	Dissolved Silver (Ag)	2021/08/03	100	80 - 120	104	80 - 120	<0.0050	ug/L				
7502201	Dissolved Strontium (Sr)	2021/08/03	NC	80 - 120	106	80 - 120	<0.050	ug/L				
7502201	Dissolved Thallium (Tl)	2021/08/03	104	80 - 120	104	80 - 120	<0.0020	ug/L				
7502201	Dissolved Tin (Sn)	2021/08/03	104	80 - 120	106	80 - 120	<0.20	ug/L				
7502201	Dissolved Titanium (Ti)	2021/08/03	108	80 - 120	105	80 - 120	<0.50	ug/L				
7502201	Dissolved Uranium (U)	2021/08/03	108	80 - 120	106	80 - 120	<0.0020	ug/L				
7502201	Dissolved Vanadium (V)	2021/08/03	106	80 - 120	105	80 - 120	<0.20	ug/L				
7502201	Dissolved Zinc (Zn)	2021/08/03	NC	80 - 120	108	80 - 120	<0.10	ug/L				
7502201	Dissolved Zirconium (Zr)	2021/08/03	112	80 - 120	105	80 - 120	<0.10	ug/L				
7502345	Mercury (Hg)	2021/08/05	92	75 - 125	96	80 - 120	<0.00010	mg/L	NC	20		
7503549	Conductivity	2021/08/05			104	90 - 110	<2.0	uS/cm				
7503551	pH	2021/08/05			100	97 - 103						
7504517	Dissolved Mercury (Hg)	2021/08/06	96	75 - 125	99	80 - 120	<0.00010	mg/L	NC	20		
7507656	Reactive Silica (SiO2)	2021/08/08	101	80 - 120	108	80 - 120	<0.050	mg/L	12	20		
7508511	Free Cyanide (CN)	2021/08/05	83	80 - 120	95	80 - 120	<1.0	ug/L				
7514363	Dissolved Chloride (Cl-)	2021/08/09	105	80 - 120	103	80 - 120	<0.50	mg/L				
7514363	Dissolved Sulphate (SO4)	2021/08/09	111	80 - 120	104	80 - 120	0.71, RDL=0.50 (1)	mg/L				
7514365	Total Phosphorus (P)	2021/08/09	119	80 - 120	97	80 - 120	<0.0010	mg/L			83	80 - 120
7514560	Orthophosphate (P)	2021/07/31	96	80 - 120	110	80 - 120	<0.0010	mg/L	13	20		
7514561	Conductivity	2021/08/05			102	90 - 110	<2.0	uS/cm				
7514563	pH	2021/08/05			100	97 - 103						
7514564	Total Nitrogen (Ammonia Nitrogen)	2021/08/11	NC	N/A	101	N/A	<0.0050	mg/L				

BV Labs Job #: C1L4355
Report Date: 2021/10/14

QUALITY ASSURANCE REPORT(CONT'D)

Agnico Eagle
Client Project #: 21452766
Site Location: Meadowbank GW
Your P.O. #: 997577
Sampler Initials: JS

			Matrix Spike		SPIKED BLANK		Method Blank		RPD		QC Standard	
QC Batch	Parameter	Date	% Recovery	QC Limits	% Recovery	QC Limits	Value	UNITS	Value (%)	QC Limits	% Recovery	QC Limits
7514565	Dissolved Bromide (Br-)	2021/08/01	114	80 - 120	105	80 - 120	<0.010	mg/L				
7514566	pH	2021/08/11			100	97 - 103						
7517268	Free Cyanide (CN)		97	80 - 120	99	80 - 120	<1.0	ug/L	NC	20		
7531590	Salinity	2021/08/20					<2.0	N/A	NC	25	102	80 - 120

N/A = Not Applicable

Duplicate: Paired analysis of a separate portion of the same sample. Used to evaluate the variance in the measurement.

Matrix Spike: A sample to which a known amount of the analyte of interest has been added. Used to evaluate sample matrix interference.

QC Standard: A sample of known concentration prepared by an external agency under stringent conditions. Used as an independent check of method accuracy.

Spiked Blank: A blank matrix sample to which a known amount of the analyte, usually from a second source, has been added. Used to evaluate method accuracy.

Method Blank: A blank matrix containing all reagents used in the analytical procedure. Used to identify laboratory contamination.

NC (Matrix Spike): The recovery in the matrix spike was not calculated. The relative difference between the concentration in the parent sample and the spike amount was too small to permit a reliable recovery calculation (matrix spike concentration was less than the native sample concentration)

NC (Duplicate RPD): The duplicate RPD was not calculated. The concentration in the sample and/or duplicate was too low to permit a reliable RPD calculation (absolute difference <= 2x RDL).

(1) Method blank is <2x RDL.

BV Labs Job #: C1L4355
Report Date: 2021/10/14

Agnico Eagle
Client Project #: 21452766
Site Location: Meadowbank GW
Your P.O. #: 997577
Sampler Initials: JS

VALIDATION SIGNATURE PAGE

The analytical data and all QC contained in this report were reviewed and validated by:

Anastassia Hamanov, Scientific Specialist

David Huang, BBY Scientific Specialist

Ghayasuddin Khan, M.Sc., P.Chem., QP, Scientific Specialist, Inorganics

Eric Dearman, Scientific Specialist

Ewa Pranjic, M.Sc., C.Chem, Scientific Specialist

Katherine Szozda, Project Manager

Sandy Yuan, M.Sc., QP, Scientific Specialist

BV Labs Job #: C1L4355
Report Date: 2021/10/14

Agnico Eagle
Client Project #: 21452766
Site Location: Meadowbank GW
Your P.O. #: 997577
Sampler Initials: JS

VALIDATION SIGNATURE PAGE(CONT'D)

The analytical data and all QC contained in this report were reviewed and validated by:

Report Automation Engine

BV Labs has procedures in place to guard against improper use of the electronic signature and have the required "signatories", as per ISO/IEC 17025, signing the reports. For Service Group specific validation please refer to the Validation Signature Page.

Bureau Veritas Laboratories 100 – 36 Antares Dr. Nepean, ON, K2E 7W5 Phone: 613-274-0573 Website: www.bvlabs.com

Appendix C-V Analytical Report No. C1P8359

Monitoring Location	Golder Sample ID	Lab Sample ID
MW-16-01	MW-16-01	QPG345
	MW-16-01-DUP-1	GPG346
MW-IPD-01(d)	MW-IPD-01D	QPG347
	MW-IPD-01D-DUP-1	GPG348
Field Blank	FB-21-2	QPG349

Your P.O. #: 997577
Your Project #: 21452766
Site Location: Meadowbank GW
Your C.O.C. #: 402800

Attention: Reporting

Agnico Eagle
Meadowbank
Meadowbank
Keewatin, NU
CANADA P0X 0A1

Report Date: 2021/09/27
Report #: R6829044
Version: 1 - Final

CERTIFICATE OF ANALYSIS

BV LABS JOB #: C1P8359
Received: 2021/09/08, 10:30

Sample Matrix: Ground Water
Samples Received: 4

Analyses	Quantity	Date Extracted	Date Analyzed	Laboratory Method	Analytical Method
Alkalinity (1)	1	N/A	2021/09/10	CAM SOP-00448	SM 23 2320 B m
Alkalinity (1)	3	N/A	2021/09/13	CAM SOP-00448	SM 23 2320 B m
Carbonate, Bicarbonate and Hydroxide (1)	4	N/A	2021/09/14	CAM SOP-00102	APHA 4500-CO2 D
Conductivity (1)	4	N/A	2021/09/13	CAM SOP-00414	SM 23 2510 m
Free (WAD) Cyanide (1)	4	N/A	2021/09/15	CAM SOP-00457	OMOE E3015 m
Total Cyanide (1)	4	2021/09/15	2021/09/15	CAM SOP-00457	OMOE E3015 5 m
Dissolved Organic Carbon (DOC) (1, 5)	4	N/A	2021/09/13	CAM SOP-00446	SM 23 5310 B m
Field Measured Dissolved Oxygen (1, 6)	4	N/A	2021/09/09		Field pH Meter
Field Measured Conductivity (1, 6)	4	N/A	2021/09/09		Field Meter
Field Measured TDS (1, 6)	4	N/A	2021/09/09		Field TDS Meter
Fluoride (1)	2	2021/09/10	2021/09/10	CAM SOP-00449	SM 23 4500-F C m
Fluoride (1)	2	2021/09/11	2021/09/13	CAM SOP-00449	SM 23 4500-F C m
Dissolved Mercury in Water by CVAA (1)	2	2021/09/15	2021/09/15	CAM SOP-00453	EPA 7470A m
Mercury in Water by CVAA (1)	4	2021/09/13	2021/09/13	CAM SOP-00453	EPA 7470A m
Dissolved Mercury (low level) (1)	2	2021/09/13	2021/09/13	CAM SOP-00453	EPA 7470 m
Mercury (low level) (1)	2	2021/09/13	2021/09/13	CAM SOP-00453	EPA 7470 m
Bromide in water by IC (2)	4	N/A	2021/09/13		
Low Level Chloride and Sulphate by AC (2)	2	N/A	2021/09/15	AB SOP-00020 / AB SOP-00018	SM23 4500-CL/SO4-E m
Low Level Chloride and Sulphate by AC (2)	2	N/A	2021/09/16	AB SOP-00020 / AB SOP-00018	SM23 4500-CL/SO4-E m
Cyanide (Free) (2)	4	2021/09/14	2021/09/14	CAL SOP-00266	EPA 9016d R0 m
Hardness Total (calculated as CaCO3) (3, 7)	2	N/A	2021/09/15	BBY WI-00033	Auto Calc
Hardness Total (calculated as CaCO3) (3, 7)	2	N/A	2021/09/16	BBY WI-00033	Auto Calc
Hardness (calculated as CaCO3) (3)	4	N/A	2021/09/15	BBY WI-00033	Auto Calc
Na, K, Ca, Mg, S by CRC ICPMS (diss.) (3)	4	N/A	2021/09/15	BBY WI-00033	Auto Calc
Elements by ICPMS Low Level (dissolved) (3)	4	N/A	2021/09/15	BBY7SOP-00002	EPA 6020B R2 m
Elements by ICPMS Low Level (dissolved) (3)	1	N/A	2021/09/17	BBY7SOP-00002	EPA 6020b R2 m
Elements by ICPMS Low Level (total) (3)	2	2021/09/14	2021/09/15	BBY7SOP-00003 / BBY7SOP-00002	EPA 6020b R2 m
Na, K, Ca, Mg, S by CRC ICPMS (total) (3)	2	N/A	2021/09/15	BBY WI-00033	Auto Calc

Bureau Veritas Laboratories 100 – 36 Antares Dr. Nepean, ON, K2E 7W5 Phone: 613-274-0573 Website: www.bvlabs.com

Your P.O. #: 997577
Your Project #: 21452766
Site Location: Meadowbank GW
Your C.O.C. #: 402800

Attention: Reporting

Agnico Eagle
Meadowbank
Meadowbank
Keewatin, NU
CANADA P0X 0A1

Report Date: 2021/09/27
Report #: R6829044
Version: 1 - Final

CERTIFICATE OF ANALYSIS

BV LABS JOB #: C1P8359
Received: 2021/09/08, 10:30

Sample Matrix: Ground Water
Samples Received: 4

Analyses	Quantity	Date Extracted	Date Analyzed	Laboratory Method	Analytical Method
Na, K, Ca, Mg, S by CRC ICPMS (total) (3)	2	N/A	2021/09/16	BBY WI-00033	Auto Calc
Elements by ICPMS Low Level (total) (3)	2	N/A	2021/09/14	BBY7SOP-00002	EPA 6020B R2 m
Ammonia-N Low Level (2)	4	2021/09/12	2021/09/12	AB SOP-00007	SM23 4500 NH3 A G m
Orthophosphate by Konelab (low level) (2)	3	N/A	2021/09/13		
Orthophosphate by Konelab (low level) (2)	1	N/A	2021/09/20		
Silica (Reactive) (2)	4	N/A	2021/09/19	AB SOP-00011	EPA370.1 R1978 m
Total Dissolved Solids (Calc. from EC) (2)	4	N/A	2021/09/16		Auto Calc
Total Phosphorus Low Level Total (2)	1	2021/09/13	2021/09/13	AB SOP-00024	SM 23 4500-P A,B,F m
Total Phosphorus Low Level Total (2)	2	2021/09/15	2021/09/15	AB SOP-00024	SM 23 4500-P A,B,F m
Total Phosphorus Low Level Total (2)	1	2021/09/20	2021/09/20	AB SOP-00024	SM 23 4500-P A,B,F m
Ammonium as NH4+ (1)	4	N/A	2021/09/13		
Nitrate (NO3) and Nitrite (NO2) in Water (1, 8)	2	N/A	2021/09/12	CAM SOP-00440	SM 23 4500-NO3I/NO2B
Nitrate (NO3) and Nitrite (NO2) in Water (1, 8)	2	N/A	2021/09/13	CAM SOP-00440	SM 23 4500-NO3I/NO2B
pH (1)	2	2021/09/10	2021/09/13	CAM SOP-00413	SM 4500H+ B m
pH (1)	2	2021/09/11	2021/09/13	CAM SOP-00413	SM 4500H+ B m
Field Measured pH (1, 6)	4	N/A	2021/09/09		Field pH Meter
Salinity (4, 9)	4	N/A	2021/09/15		SM 22 2520B
Total Dissolved Solids (1)	2	2021/09/11	2021/09/13	CAM SOP-00428	SM 23 2540C m
Total Dissolved Solids (1)	2	2021/09/13	2021/09/14	CAM SOP-00428	SM 23 2540C m
Field Temperature (1, 6)	4	N/A	2021/09/09		Field Thermometer
Total Kjeldahl Nitrogen in Water (1)	3	2021/09/10	2021/09/14	CAM SOP-00938	OMOE E3516 m
Total Kjeldahl Nitrogen in Water (1)	1	2021/09/13	2021/09/14	CAM SOP-00938	OMOE E3516 m
Total Organic Carbon (TOC) (1, 10)	3	N/A	2021/09/13	CAM SOP-00446	SM 23 5310B m
Total Organic Carbon (TOC) (1, 10)	1	N/A	2021/09/14	CAM SOP-00446	SM 23 5310B m
Low Level Total Suspended Solids (1)	4	2021/09/13	2021/09/14	CAM SOP-00428	SM 23 2540D m
Turbidity (1)	2	N/A	2021/09/10	CAM SOP-00417	SM 23 2130 B m
Turbidity (1)	2	N/A	2021/09/13	CAM SOP-00417	SM 23 2130 B m
Turbidity - On-site (1)	4	N/A	2021/09/09		
Un-ionized Ammonia (1)	4	2021/09/09	2021/09/13	Auto Calc.	PWQO

Your P.O. #: 997577
Your Project #: 21452766
Site Location: Meadowbank GW
Your C.O.C. #: 402800

Attention: Reporting

Agnico Eagle
Meadowbank
Meadowbank
Keewatin, NU
CANADA P0X 0A1

Report Date: 2021/09/27
Report #: R6829044
Version: 1 - Final

CERTIFICATE OF ANALYSIS

BV LABS JOB #: C1P8359
Received: 2021/09/08, 10:30

Sample Matrix: Water
Samples Received: 1

Analyses	Quantity	Date Extracted	Date Analyzed	Laboratory Method	Analytical Method
Alkalinity (1)	1	N/A	2021/09/13	CAM SOP-00448	SM 23 2320 B m
Carbonate, Bicarbonate and Hydroxide (1)	1	N/A	2021/09/14	CAM SOP-00102	APHA 4500-CO2 D
Conductivity (1)	1	N/A	2021/09/13	CAM SOP-00414	SM 23 2510 m
Free (WAD) Cyanide (1)	1	N/A	2021/09/15	CAM SOP-00457	OMOE E3015 m
Total Cyanide (1)	1	2021/09/15	2021/09/15	CAM SOP-00457	OMOE E3015 5 m
Dissolved Organic Carbon (DOC) (1, 5)	1	N/A	2021/09/13	CAM SOP-00446	SM 23 5310 B m
Fluoride (1)	1	2021/09/11	2021/09/13	CAM SOP-00449	SM 23 4500-F C m
Mercury in Water by CVAA (1)	1	2021/09/13	2021/09/13	CAM SOP-00453	EPA 7470A m
Dissolved Mercury (low level) (1)	1	2021/09/13	2021/09/13	CAM SOP-00453	EPA 7470 m
Mercury (low level) (1)	1	2021/09/13	2021/09/13	CAM SOP-00453	EPA 7470 m
Bromide in water by IC (2)	1	N/A	2021/09/13		
Low Level Chloride and Sulphate by AC (2)	1	N/A	2021/09/15	AB SOP-00020 / AB SOP-00018	SM23 4500-CL/SO4-E m
Cyanide (Free) (2)	1	2021/09/14	2021/09/14	CAL SOP-00266	EPA 9016d R0 m
Hardness Total (calculated as CaCO3) (3, 7)	1	N/A	2021/09/15	BBY WI-00033	Auto Calc
Hardness (calculated as CaCO3) (3)	1	N/A	2021/09/15	BBY WI-00033	Auto Calc
Na, K, Ca, Mg, S by CRC ICPMS (diss.) (3)	1	N/A	2021/09/15	BBY WI-00033	Auto Calc
Elements by ICPMS Low Level (dissolved) (3)	1	N/A	2021/09/15	BBY7SOP-00002	EPA 6020B R2 m
Na, K, Ca, Mg, S by CRC ICPMS (total) (3)	1	N/A	2021/09/15	BBY WI-00033	Auto Calc
Elements by ICPMS Low Level (total) (3)	1	N/A	2021/09/14	BBY7SOP-00002	EPA 6020B R2 m
Ammonia-N Low Level (2)	1	2021/09/16	2021/09/16	AB SOP-00007	SM23 4500 NH3 A G m
Orthophosphate by Konelab (low level) (2)	1	N/A	2021/09/13		
Silica (Reactive) (2)	1	N/A	2021/09/19	AB SOP-00011	EPA370.1 R1978 m
Total Dissolved Solids (Calc. from EC) (2)	1	N/A	2021/09/16		Auto Calc
Total Phosphorus Low Level Total (2)	1	2021/09/15	2021/09/15	AB SOP-00024	SM 23 4500-P A,B,F m
Nitrate (NO3) and Nitrite (NO2) in Water (1, 8)	1	N/A	2021/09/12	CAM SOP-00440	SM 23 4500-NO3I/NO2B
pH (1)	1	2021/09/11	2021/09/13	CAM SOP-00413	SM 4500H+ B m
Salinity (4, 9)	1	N/A	2021/09/15		SM 22 2520B
Total Dissolved Solids (1)	1	2021/09/11	2021/09/13	CAM SOP-00428	SM 23 2540C m
Total Kjeldahl Nitrogen in Water (1)	1	2021/09/10	2021/09/14	CAM SOP-00938	OMOE E3516 m
Total Organic Carbon (TOC) (1, 10)	1	N/A	2021/09/13	CAM SOP-00446	SM 23 5310B m

Your P.O. #: 997577
Your Project #: 21452766
Site Location: Meadowbank GW
Your C.O.C. #: 402800

Attention: Reporting

Agnico Eagle
Meadowbank
Meadowbank
Keewatin, NU
CANADA P0X 0A1

Report Date: 2021/09/27
Report #: R6829044
Version: 1 - Final

CERTIFICATE OF ANALYSIS

BV LABS JOB #: C1P8359
Received: 2021/09/08, 10:30

Sample Matrix: Water
Samples Received: 1

Analyses	Quantity	Date Extracted	Date Analyzed	Laboratory Method	Analytical Method
Low Level Total Suspended Solids (1)	1	2021/09/13	2021/09/14	CAM SOP-00428	SM 23 2540D m
Turbidity (1)	1	N/A	2021/09/13	CAM SOP-00417	SM 23 2130 B m

Remarks:

Bureau Veritas is accredited to ISO/IEC 17025 for specific parameters on scopes of accreditation. Unless otherwise noted, procedures used by Bureau Veritas are based upon recognized Provincial, Federal or US method compendia such as CCME, MELCC, EPA, APHA.

All work recorded herein has been done in accordance with procedures and practices ordinarily exercised by professionals in Bureau Veritas' profession using accepted testing methodologies, quality assurance and quality control procedures (except where otherwise agreed by the client and Bureau Veritas in writing). All data is in statistical control and has met quality control and method performance criteria unless otherwise noted. All method blanks are reported; unless indicated otherwise, associated sample data are not blank corrected. Where applicable, unless otherwise noted, Measurement Uncertainty has not been accounted for when stating conformity to the referenced standard.

Bureau Veritas liability is limited to the actual cost of the requested analyses, unless otherwise agreed in writing. There is no other warranty expressed or implied. Bureau Veritas has been retained to provide analysis of samples provided by the Client using the testing methodology referenced in this report. Interpretation and use of test results are the sole responsibility of the Client and are not within the scope of services provided by Bureau Veritas, unless otherwise agreed in writing. Bureau Veritas is not responsible for the accuracy or any data impacts, that result from the information provided by the customer or their agent.

Solid sample results, except biota, are based on dry weight unless otherwise indicated. Organic analyses are not recovery corrected except for isotope dilution methods.
Results relate to samples tested. When sampling is not conducted by Bureau Veritas, results relate to the supplied samples tested.
This Certificate shall not be reproduced except in full, without the written approval of the laboratory.
Reference Method suffix “m” indicates test methods incorporate validated modifications from specific reference methods to improve performance.
* RPDs calculated using raw data. The rounding of final results may result in the apparent difference.
(1) This test was performed by Bureau Veritas Mississauga, 6740 Campobello Rd , Mississauga, ON, L5N 2L8
(2) This test was performed by Bureau Veritas Calgary (19th), 4000 19th Street NE , Calgary, AB, T2E 6P8
(3) This test was performed by Bureau Veritas Burnaby, 4606 Canada Way , Burnaby, BC, V5G 1K5
(4) This test was performed by Bureau Veritas Bedford, 200 Bluewater Rd Suite 105, Bedford, NS, B4B 1G9
(5) Dissolved Organic Carbon (DOC) present in the sample should be considered as non-purgeable DOC.
(6) This is a field test, therefore, the results relate to items that were not analysed at Bureau Veritas Laboratories.
(7) "Total Hardness" was calculated from Total Ca and Mg concentrations and may be biased high (Hardness, or Dissolved Hardness, calculated from Dissolved Ca and Mg, should be used for compliance if available).
(8) Values for calculated parameters may not appear to add up due to rounding of raw data and significant figures.
(9) Non-accredited test method
(10) Total Organic Carbon (TOC) present in the sample should be considered as non-purgeable TOC.

Your P.O. #: 997577
Your Project #: 21452766
Site Location: Meadowbank GW
Your C.O.C. #: 402800

Attention: Reporting

Agnico Eagle
Meadowbank
Meadowbank
Keewatin, NU
CANADA P0X 0A1

Report Date: 2021/09/27
Report #: R6829044
Version: 1 - Final

CERTIFICATE OF ANALYSIS

BV LABS JOB #: C1P8359
Received: 2021/09/08, 10:30

Encryption Key

Please direct all questions regarding this Certificate of Analysis to your Project Manager.
Katherine Szozda, Project Manager
Email: Katherine.Szozda@bureauveritas.com
Phone# (613)274-0573 Ext:7063633
==========
BV Labs has procedures in place to guard against improper use of the electronic signature and have the required "signatories", as per ISO/IEC 17025, signing the reports. For Service Group specific validation please refer to the Validation Signature Page.

BV Labs Job #: C1P8359
Report Date: 2021/09/27

Agnico Eagle
Client Project #: 21452766
Site Location: Meadowbank GW
Your P.O. #: 997577
Sampler Initials: DH

RESULTS OF ANALYSES OF GROUND WATER

BV Labs ID		QPG345			QPG345		
Sampling Date		2021/09/04 11:00			2021/09/04 11:00		
COC Number		402800			402800		
	UNITS	**MW-16-01**	**RDL**	**QC Batch**	**MW-16-01 Lab-Dup**	**RDL**	**QC Batch**
CONVENTIONALS							
Total Nitrogen (Ammonia Nitrogen)	mg/L	11	0.050	7589133			
Calculated Parameters							
Ammonium (NH4)	mg/L	13	0.05	7567961			
Bicarb. Alkalinity (calc. as CaCO3)	mg/L	150	1.0	7566926			
Carb. Alkalinity (calc. as CaCO3)	mg/L	1.1	1.0	7566926			
Dissolved Hardness (CaCO3)	mg/L	1020	0.50	7585000			
Total dissolved solids (calc., EC)	mg/L	2800	10	7589131			
Total Un-ionized Ammonia	mg/L	0.36	0.0017	7567205			
Field Measurements							
Field Measured Conductivity	uS/cm	3030 US/CM	N/A	ONSITE			
Field Measured Dissolved oxygen	mg/L	0	N/A	ONSITE			
Field Measured Dissolved Solids	mg/L	1940 MG/L		ONSITE			
Field Temperature	Celsius	13.86	N/A	ONSITE			
Field Turbidity	NTU	1 NTU	N/A	ONSITE			
Field Measured pH	pH	8.07		ONSITE			
Inorganics							
Dissolved Bromide (Br-)	mg/L	2.1	0.050	7589129			
Conductivity	mS/cm	3.16	0.001	7572464			
Free Cyanide (CN)	ug/L	12	1.0	7583956			
Total Dissolved Solids	mg/L	2510	10	7572558			
Fluoride (F-)	mg/L	0.35	0.10	7572467			
Total Kjeldahl Nitrogen (TKN)	mg/L	47	2.0	7570602			
Dissolved Organic Carbon	mg/L	30	0.40	7572481			
Total Organic Carbon (TOC)	mg/L	31	0.40	7573427			
Orthophosphate (P)	mg/L	<0.0010	0.0010	7589130			
pH	pH	7.89		7572466			
Salinity	N/A	<2.0	2.0	7578025	<2.0	2.0	7578025
Reactive Silica (SiO2)	mg/L	8.3	0.10	7586943			

RDL = Reportable Detection Limit
QC Batch = Quality Control Batch
Lab-Dup = Laboratory Initiated Duplicate
N/A = Not Applicable

BV Labs Job #: C1P8359
Report Date: 2021/09/27

Agnico Eagle
Client Project #: 21452766
Site Location: Meadowbank GW
Your P.O. #: 997577
Sampler Initials: DH

RESULTS OF ANALYSES OF GROUND WATER

BV Labs ID		QPG345			QPG345		
Sampling Date		2021/09/04 11:00			2021/09/04 11:00		
COC Number		402800			402800		
	UNITS	**MW-16-01**	**RDL**	**QC Batch**	**MW-16-01 Lab-Dup**	**RDL**	**QC Batch**
Total Suspended Solids	mg/L	13	1	7570211			
Total Cyanide (CN)	mg/L	0.26	0.010	7578220	0.25	0.010	7578220
Turbidity	NTU	81	0.1	7570052			
WAD Cyanide (Free)	mg/L	0.018	0.0010	7578284	0.019	0.0010	7578284
Alkalinity (Total as CaCO3)	mg/L	150	1.0	7572465			
Dissolved Chloride (Cl-)	mg/L	290	1.0	7589132			
Nitrite (N)	mg/L	<0.010	0.010	7570474			
Nitrate (N)	mg/L	<0.10	0.10	7570474			
Dissolved Sulphate (SO4)	mg/L	1300	5.0	7589132			
Nitrate + Nitrite (N)	mg/L	<0.10	0.10	7570474			
Metals							
Dissolved Aluminum (Al)	ug/L	4.2	1.0	7585002			
Total Aluminum (Al)	ug/L	<6.0	6.0	7584999	<6.0	6.0	7584999
Dissolved Antimony (Sb)	ug/L	<0.040	0.040	7585002			
Total Antimony (Sb)	ug/L	<0.040	0.040	7584999	<0.040	0.040	7584999
Dissolved Arsenic (As)	ug/L	221	0.040	7585002			
Total Arsenic (As)	ug/L	229	0.040	7584999	231	0.040	7584999
Dissolved Barium (Ba)	ug/L	22.2	0.040	7585002			
Total Barium (Ba)	ug/L	22.2	0.10	7584999	22.6	0.10	7584999
Dissolved Beryllium (Be)	ug/L	<0.020	0.020	7585002			
Total Beryllium (Be)	ug/L	<0.020	0.020	7584999	<0.020	0.020	7584999
Dissolved Bismuth (Bi)	ug/L	<0.010	0.010	7585002			
Total Bismuth (Bi)	ug/L	<0.020	0.020	7584999	<0.020	0.020	7584999
Dissolved Boron (B)	ug/L	87	20	7585002			
Total Boron (B)	ug/L	88	20	7584999	88	20	7584999
Dissolved Cadmium (Cd)	ug/L	<0.010	0.010	7585002			
Total Cadmium (Cd)	ug/L	<0.010	0.010	7584999	<0.010	0.010	7584999
Dissolved Chromium (Cr)	ug/L	<0.20	0.20	7585003			
Total Chromium (Cr)	ug/L	<0.20	0.20	7584999	0.22	0.20	7584999
Dissolved Cobalt (Co)	ug/L	17.0	0.010	7585002			

RDL = Reportable Detection Limit
QC Batch = Quality Control Batch
Lab-Dup = Laboratory Initiated Duplicate

BV Labs Job #: C1P8359
Report Date: 2021/09/27

Agnico Eagle
Client Project #: 21452766
Site Location: Meadowbank GW
Your P.O. #: 997577
Sampler Initials: DH

RESULTS OF ANALYSES OF GROUND WATER

BV Labs ID		QPG345			QPG345		
Sampling Date		2021/09/04 11:00			2021/09/04 11:00		
COC Number		402800			402800		
	UNITS	**MW-16-01**	**RDL**	**QC Batch**	**MW-16-01 Lab-Dup**	**RDL**	**QC Batch**
Total Cobalt (Co)	ug/L	16.7	0.020	7584999	16.6	0.020	7584999
Dissolved Copper (Cu)	ug/L	<0.10	0.10	7585002			
Total Copper (Cu)	ug/L	<0.20	0.20	7584999	<0.20	0.20	7584999
Dissolved Iron (Fe)	ug/L	5850	2.0	7585002			
Total Iron (Fe)	ug/L	5920	10	7584999	5870	10	7584999
Dissolved Lead (Pb)	ug/L	0.021	0.010	7585002			
Total Lead (Pb)	ug/L	0.042	0.040	7584999	<0.040	0.040	7584999
Dissolved Lithium (Li)	ug/L	12.2	1.0	7585002			
Total Lithium (Li)	ug/L	11.4	1.0	7584999	11.4	1.0	7584999
Dissolved Manganese (Mn)	ug/L	2450	0.10	7585002			
Total Manganese (Mn)	ug/L	2620	0.20	7584999	2630	0.20	7584999
Dissolved Molybdenum (Mo)	ug/L	53.1	0.10	7585002			
Total Molybdenum (Mo)	ug/L	55.1	0.10	7584999	56.4	0.10	7584999
Dissolved Nickel (Ni)	ug/L	1.71	0.040	7585002			
Total Nickel (Ni)	ug/L	1.73	0.20	7584999	1.70	0.20	7584999
Dissolved Phosphorus (P)	ug/L	44.3	4.0	7585002			
Dissolved Selenium (Se)	ug/L	<0.080	0.080	7585002			
Total Selenium (Se)	ug/L	<0.080	0.080	7584999	<0.080	0.080	7584999
Total Silicon (Si)	ug/L	4420	100	7584999	4420	100	7584999
Dissolved Silicon (Si)	ug/L	4340	100	7585002			
Dissolved Silver (Ag)	ug/L	<0.010	0.010	7585002			
Total Silver (Ag)	ug/L	<0.020	0.020	7584999	<0.020	0.020	7584999
Dissolved Strontium (Sr)	ug/L	1210	0.10	7585002			
Total Strontium (Sr)	ug/L	1200	0.10	7584999	1250	0.10	7584999
Dissolved Thallium (Tl)	ug/L	0.0103	0.0040	7585003			
Total Thallium (Tl)	ug/L	0.0056	0.0040	7584999	<0.0040	0.0040	7584999
Dissolved Tin (Sn)	ug/L	<0.40	0.40	7585002			
Total Tin (Sn)	ug/L	<0.40	0.40	7584999	<0.40	0.40	7584999
Dissolved Titanium (Ti)	ug/L	<1.0	1.0	7585002			
Total Titanium (Ti)	ug/L	<4.0	4.0	7584999	<4.0	4.0	7584999

RDL = Reportable Detection Limit
QC Batch = Quality Control Batch
Lab-Dup = Laboratory Initiated Duplicate

BV Labs Job #: C1P8359
Report Date: 2021/09/27

Agnico Eagle
Client Project #: 21452766
Site Location: Meadowbank GW
Your P.O. #: 997577
Sampler Initials: DH

RESULTS OF ANALYSES OF GROUND WATER

BV Labs ID		QPG345			QPG345		
Sampling Date		2021/09/04 11:00			2021/09/04 11:00		
COC Number		402800			402800		
	UNITS	**MW-16-01**	**RDL**	**QC Batch**	**MW-16-01 Lab-Dup**	**RDL**	**QC Batch**
Dissolved Uranium (U)	ug/L	4.72	0.0040	7585002			
Total Uranium (U)	ug/L	4.82	0.010	7584999	4.82	0.010	7584999
Dissolved Vanadium (V)	ug/L	<0.40	0.40	7585002			
Total Vanadium (V)	ug/L	<0.40	0.40	7584999	<0.40	0.40	7584999
Dissolved Zinc (Zn)	ug/L	3.09	0.20	7585002			
Total Zinc (Zn)	ug/L	<2.0	2.0	7584999	2.1	2.0	7584999
Dissolved Zirconium (Zr)	ug/L	<0.20	0.20	7585002			
Total Zirconium (Zr)	ug/L	<0.20 (1)	0.20	7584999	<0.20	0.20	7584999
Dissolved Calcium (Ca)	mg/L	268	0.10	7585001			
Total Calcium (Ca)	mg/L	273	0.50	7584998			
Dissolved Magnesium (Mg)	mg/L	85.3	0.10	7585001			
Total Magnesium (Mg)	mg/L	86.9	0.50	7584998			
Dissolved Potassium (K)	mg/L	21.7	0.10	7585001			
Total Potassium (K)	mg/L	22.4	0.50	7584998			
Dissolved Sodium (Na)	mg/L	326	0.10	7585001			
Total Sodium (Na)	mg/L	337	0.50	7584998			
Dissolved Sulphur (S)	mg/L	511	6.0	7585001			
Total Sulphur (S)	mg/L	541	6.0	7584998			
Nutritional Parameters							
Total Phosphorus (P)	mg/L	0.065	0.0010	7589134			

RDL = Reportable Detection Limit
QC Batch = Quality Control Batch
Lab-Dup = Laboratory Initiated Duplicate
(1) Matrix Spike outside acceptance criteria due to sample matrix interference.

BV Labs Job #: C1P8359
Report Date: 2021/09/27

Agnico Eagle
Client Project #: 21452766
Site Location: Meadowbank GW
Your P.O. #: 997577
Sampler Initials: DH

RESULTS OF ANALYSES OF GROUND WATER

BV Labs ID		QPG346			QPG346		
Sampling Date		2021/09/04 11:00			2021/09/04 11:00		
COC Number		402800			402800		
	UNITS	**MW-16-01-DUP-1**	**RDL**	**QC Batch**	**MW-16-01-DUP-1 Lab-Dup**	**RDL**	**QC Batch**
CONVENTIONALS							
Total Nitrogen (Ammonia Nitrogen)	mg/L	11	0.050	7589133			
Calculated Parameters							
Ammonium (NH4)	mg/L	13	0.05	7567961			
Bicarb. Alkalinity (calc. as CaCO3)	mg/L	150	1.0	7566926			
Carb. Alkalinity (calc. as CaCO3)	mg/L	1.3	1.0	7566926			
Dissolved Hardness (CaCO3)	mg/L	1020	0.50	7585000			
Total dissolved solids (calc., EC)	mg/L	2800	10	7589131			
Total Un-ionized Ammonia	mg/L	0.36	0.0017	7567205			
Field Measurements							
Field Measured Conductivity	uS/cm	3030 US/CM	N/A	ONSITE			
Field Measured Dissolved oxygen	mg/L	0	N/A	ONSITE			
Field Measured Dissolved Solids	mg/L	1940 MG/L		ONSITE			
Field Temperature	Celsius	13.86	N/A	ONSITE			
Field Turbidity	NTU	1.0 NTU	N/A	ONSITE			
Field Measured pH	pH	8.07		ONSITE			
Inorganics							
Dissolved Bromide (Br-)	mg/L	2.3	0.050	7589129	2.4	0.050	7589129
Conductivity	mS/cm	3.18	0.001	7571194			
Free Cyanide (CN)	ug/L	31	1.0	7583956			
Total Dissolved Solids	mg/L	2510	10	7572558			
Fluoride (F-)	mg/L	0.34	0.10	7570287			
Total Kjeldahl Nitrogen (TKN)	mg/L	45	2.0	7570602			
Dissolved Organic Carbon	mg/L	30	0.40	7572481			
Total Organic Carbon (TOC)	mg/L	31	0.40	7573427			
Orthophosphate (P)	mg/L	0.0014	0.0010	7589130			
pH	pH	7.96		7571197			
Salinity	N/A	<2.0	2.0	7578025			
Reactive Silica (SiO2)	mg/L	9.1	0.050	7586943			

RDL = Reportable Detection Limit
QC Batch = Quality Control Batch
Lab-Dup = Laboratory Initiated Duplicate
N/A = Not Applicable

BV Labs Job #: C1P8359
Report Date: 2021/09/27

Agnico Eagle
Client Project #: 21452766
Site Location: Meadowbank GW
Your P.O. #: 997577
Sampler Initials: DH

RESULTS OF ANALYSES OF GROUND WATER

BV Labs ID		QPG346			QPG346		
Sampling Date		2021/09/04 11:00			2021/09/04 11:00		
COC Number		402800			402800		
	UNITS	**MW-16-01-DUP-1**	**RDL**	**QC Batch**	**MW-16-01-DUP-1 Lab-Dup**	**RDL**	**QC Batch**
Total Suspended Solids	mg/L	13	1	7570211			
Total Cyanide (CN)	mg/L	0.049	0.0050	7578220			
Turbidity	NTU	28	0.1	7570790			
WAD Cyanide (Free)	mg/L	0.014	0.0010	7578284			
Alkalinity (Total as CaCO3)	mg/L	150	1.0	7570271			
Dissolved Chloride (Cl-)	mg/L	290	1.0	7589132			
Nitrite (N)	mg/L	<0.010	0.010	7570485			
Nitrate (N)	mg/L	<0.10	0.10	7570485			
Dissolved Sulphate (SO4)	mg/L	1300	5.0	7589132			
Nitrate + Nitrite (N)	mg/L	<0.10	0.10	7570485			
Metals							
Dissolved Aluminum (Al)	ug/L	5.1	1.0	7585002			
Total Aluminum (Al)	ug/L	<6.0	6.0	7584999			
Dissolved Antimony (Sb)	ug/L	<0.040	0.040	7585002			
Total Antimony (Sb)	ug/L	<0.040	0.040	7584999			
Dissolved Arsenic (As)	ug/L	220	0.040	7585002			
Total Arsenic (As)	ug/L	234	0.040	7584999			
Dissolved Barium (Ba)	ug/L	21.9	0.040	7585002			
Total Barium (Ba)	ug/L	23.3	0.10	7584999			
Dissolved Beryllium (Be)	ug/L	<0.020	0.020	7585002			
Total Beryllium (Be)	ug/L	<0.020	0.020	7584999			
Dissolved Bismuth (Bi)	ug/L	<0.010	0.010	7585002			
Total Bismuth (Bi)	ug/L	<0.020	0.020	7584999			
Dissolved Boron (B)	ug/L	84	20	7585002			
Total Boron (B)	ug/L	89	20	7584999			
Dissolved Cadmium (Cd)	ug/L	<0.010	0.010	7585002			
Total Cadmium (Cd)	ug/L	<0.010	0.010	7584999			
Dissolved Chromium (Cr)	ug/L	1.05	0.20	7585002			
Total Chromium (Cr)	ug/L	<0.20	0.20	7584999			
Dissolved Cobalt (Co)	ug/L	16.6	0.010	7585002			

RDL = Reportable Detection Limit
QC Batch = Quality Control Batch
Lab-Dup = Laboratory Initiated Duplicate

BV Labs Job #: C1P8359
Report Date: 2021/09/27

Agnico Eagle
Client Project #: 21452766
Site Location: Meadowbank GW
Your P.O. #: 997577
Sampler Initials: DH

RESULTS OF ANALYSES OF GROUND WATER

BV Labs ID		QPG346			QPG346		
Sampling Date		2021/09/04 11:00			2021/09/04 11:00		
COC Number		402800			402800		
	UNITS	**MW-16-01-DUP-1**	**RDL**	**QC Batch**	**MW-16-01-DUP-1 Lab-Dup**	**RDL**	**QC Batch**
Total Cobalt (Co)	ug/L	17.0	0.020	7584999			
Dissolved Copper (Cu)	ug/L	0.33	0.10	7585002			
Total Copper (Cu)	ug/L	<0.20	0.20	7584999			
Dissolved Iron (Fe)	ug/L	5770	2.0	7585002			
Total Iron (Fe)	ug/L	6050	10	7584999			
Dissolved Lead (Pb)	ug/L	0.024	0.010	7585002			
Total Lead (Pb)	ug/L	<0.040	0.040	7584999			
Dissolved Lithium (Li)	ug/L	11.7	1.0	7585002			
Total Lithium (Li)	ug/L	11.4	1.0	7584999			
Dissolved Manganese (Mn)	ug/L	2390	0.10	7585002			
Total Manganese (Mn)	ug/L	2680	0.20	7584999			
Dissolved Molybdenum (Mo)	ug/L	51.9	0.10	7585002			
Total Molybdenum (Mo)	ug/L	57.3	0.10	7584999			
Dissolved Nickel (Ni)	ug/L	1.77	0.040	7585002			
Total Nickel (Ni)	ug/L	1.78	0.20	7584999			
Dissolved Phosphorus (P)	ug/L	42.0	4.0	7585002			
Dissolved Selenium (Se)	ug/L	<0.080	0.080	7585002			
Total Selenium (Se)	ug/L	<0.080	0.080	7584999			
Total Silicon (Si)	ug/L	4530	100	7584999			
Dissolved Silicon (Si)	ug/L	4310	100	7585002			
Dissolved Silver (Ag)	ug/L	<0.010	0.010	7585002			
Total Silver (Ag)	ug/L	<0.020	0.020	7584999			
Dissolved Strontium (Sr)	ug/L	1200	0.10	7585002			
Total Strontium (Sr)	ug/L	1240	0.10	7584999			
Dissolved Thallium (Tl)	ug/L	0.0083	0.0040	7585002			
Total Thallium (Tl)	ug/L	<0.0040	0.0040	7584999			
Dissolved Tin (Sn)	ug/L	<0.40	0.40	7585002			
Total Tin (Sn)	ug/L	<0.40	0.40	7584999			
Dissolved Titanium (Ti)	ug/L	<1.0	1.0	7585002			
Total Titanium (Ti)	ug/L	<4.0	4.0	7584999			

RDL = Reportable Detection Limit
QC Batch = Quality Control Batch
Lab-Dup = Laboratory Initiated Duplicate

BV Labs Job #: C1P8359
Report Date: 2021/09/27

Agnico Eagle
Client Project #: 21452766
Site Location: Meadowbank GW
Your P.O. #: 997577
Sampler Initials: DH

RESULTS OF ANALYSES OF GROUND WATER

BV Labs ID		QPG346			QPG346		
Sampling Date		2021/09/04 11:00			2021/09/04 11:00		
COC Number		402800			402800		
	UNITS	**MW-16-01-DUP-1**	**RDL**	**QC Batch**	**MW-16-01-DUP-1 Lab-Dup**	**RDL**	**QC Batch**
Dissolved Uranium (U)	ug/L	4.76	0.0040	7585002			
Total Uranium (U)	ug/L	4.92	0.010	7584999			
Dissolved Vanadium (V)	ug/L	<0.40	0.40	7585002			
Total Vanadium (V)	ug/L	<0.40	0.40	7584999			
Dissolved Zinc (Zn)	ug/L	3.67	0.20	7585002			
Total Zinc (Zn)	ug/L	<2.0	2.0	7584999			
Dissolved Zirconium (Zr)	ug/L	<0.20	0.20	7585002			
Total Zirconium (Zr)	ug/L	<0.20	0.20	7584999			
Dissolved Calcium (Ca)	mg/L	269	0.10	7585001			
Total Calcium (Ca)	mg/L	277	0.50	7584998			
Dissolved Magnesium (Mg)	mg/L	83.8	0.10	7585001			
Total Magnesium (Mg)	mg/L	88.6	0.50	7584998			
Dissolved Potassium (K)	mg/L	21.5	0.10	7585001			
Total Potassium (K)	mg/L	22.9	0.50	7584998			
Dissolved Sodium (Na)	mg/L	321	0.10	7585001			
Total Sodium (Na)	mg/L	343	0.50	7584998			
Dissolved Sulphur (S)	mg/L	507	6.0	7585001			
Total Sulphur (S)	mg/L	542	6.0	7584998			
Nutritional Parameters							
Total Phosphorus (P)	mg/L	0.063	0.0010	7589134			

RDL = Reportable Detection Limit
QC Batch = Quality Control Batch
Lab-Dup = Laboratory Initiated Duplicate

BV Labs Job #: C1P8359
Report Date: 2021/09/27

Agnico Eagle
Client Project #: 21452766
Site Location: Meadowbank GW
Your P.O. #: 997577
Sampler Initials: DH

RESULTS OF ANALYSES OF GROUND WATER

BV Labs ID		QPG347			QPG347		
Sampling Date		2021/09/05 13:00			2021/09/05 13:00		
COC Number		402800			402800		
	UNITS	**MW-IPD-01D**	**RDL**	**QC Batch**	**MW-IPD-01D Lab-Dup**	**RDL**	**QC Batch**
CONVENTIONALS							
Total Nitrogen (Ammonia Nitrogen)	mg/L	0.044	0.0050	7589133			
Calculated Parameters							
Ammonium (NH4)	mg/L	0.08	0.05	7567961			
Bicarb. Alkalinity (calc. as CaCO3)	mg/L	100	1.0	7566926			
Carb. Alkalinity (calc. as CaCO3)	mg/L	1.3	1.0	7566926			
Dissolved Hardness (CaCO3)	mg/L	117	0.50	7585000			
Total dissolved solids (calc., EC)	mg/L	240	10	7589131			
Total Un-ionized Ammonia	mg/L	0.0050	0.0036	7567205			
Field Measurements							
Field Measured Conductivity	uS/cm	363 US/CM	N/A	ONSITE			
Field Measured Dissolved oxygen	mg/L	0	N/A	ONSITE			
Field Measured Dissolved Solids	mg/L	235 MG/L		ONSITE			
Field Temperature	Celsius	20.52	N/A	ONSITE			
Field Turbidity	NTU	18.1 NTU	N/A	ONSITE			
Field Measured pH	pH	8.18		ONSITE			
Inorganics							
Dissolved Bromide (Br-)	mg/L	0.61	0.010	7589129			
Conductivity	mS/cm	0.373	0.001	7571194			
Free Cyanide (CN)	ug/L	<1.0	1.0	7583956			
Total Dissolved Solids	mg/L	215	10	7573910			
Fluoride (F-)	mg/L	0.58	0.10	7570287			
Total Kjeldahl Nitrogen (TKN)	mg/L	0.10	0.10	7570602			
Dissolved Organic Carbon	mg/L	1.3	0.40	7573633			
Total Organic Carbon (TOC)	mg/L	1.3	0.40	7573427	1.2	0.40	7573427
Orthophosphate (P)	mg/L	0.0039	0.0010	7589093			
pH	pH	8.13		7571197			
Salinity	N/A	<2.0	2.0	7578025			
Reactive Silica (SiO2)	mg/L	7.2	0.050	7586943			

RDL = Reportable Detection Limit
QC Batch = Quality Control Batch
Lab-Dup = Laboratory Initiated Duplicate
N/A = Not Applicable

BV Labs Job #: C1P8359
Report Date: 2021/09/27

Agnico Eagle
Client Project #: 21452766
Site Location: Meadowbank GW
Your P.O. #: 997577
Sampler Initials: DH

RESULTS OF ANALYSES OF GROUND WATER

BV Labs ID		QPG347			QPG347		
Sampling Date		2021/09/05 13:00			2021/09/05 13:00		
COC Number		402800			402800		
	UNITS	**MW-IPD-01D**	**RDL**	**QC Batch**	**MW-IPD-01D Lab-Dup**	**RDL**	**QC Batch**
Total Suspended Solids	mg/L	8	1	7570211			
Total Cyanide (CN)	mg/L	<0.0050	0.0050	7578220			
Turbidity	NTU	3.6	0.1	7569790	3.6	0.1	7569790
WAD Cyanide (Free)	mg/L	0.0032	0.0010	7578284			
Alkalinity (Total as CaCO3)	mg/L	100	1.0	7571182			
Dissolved Chloride (Cl-)	mg/L	56	0.50	7589132			
Nitrite (N)	mg/L	<0.010	0.010	7569802			
Nitrate (N)	mg/L	<0.10	0.10	7569802			
Dissolved Sulphate (SO4)	mg/L	5.5	0.50	7589132			
Nitrate + Nitrite (N)	mg/L	<0.10	0.10	7569802			
Metals							
Dissolved Aluminum (Al)	ug/L	5.86	0.50	7585002			
Total Aluminum (Al)	ug/L	547	0.50	7577529			
Dissolved Antimony (Sb)	ug/L	<0.020	0.020	7585002			
Total Antimony (Sb)	ug/L	<0.020	0.020	7577529			
Dissolved Arsenic (As)	ug/L	26.5	0.020	7585002			
Total Arsenic (As)	ug/L	26.0	0.020	7577529			
Dissolved Barium (Ba)	ug/L	21.8	0.020	7585002			
Total Barium (Ba)	ug/L	22.5	0.020	7577529			
Dissolved Beryllium (Be)	ug/L	<0.010	0.010	7585002			
Total Beryllium (Be)	ug/L	0.045	0.010	7577529			
Dissolved Bismuth (Bi)	ug/L	<0.0050	0.0050	7585002			
Total Bismuth (Bi)	ug/L	0.0091	0.0050	7577529			
Dissolved Boron (B)	ug/L	183	10	7585002			
Total Boron (B)	ug/L	195	10	7577529			
Dissolved Cadmium (Cd)	ug/L	<0.0050	0.0050	7585002			
Total Cadmium (Cd)	ug/L	<0.0050	0.0050	7577529			
Dissolved Chromium (Cr)	ug/L	<0.10	0.10	7585002			
Total Chromium (Cr)	ug/L	<0.10	0.10	7577529			
Dissolved Cobalt (Co)	ug/L	0.0388	0.0050	7585002			

RDL = Reportable Detection Limit
QC Batch = Quality Control Batch
Lab-Dup = Laboratory Initiated Duplicate

BV Labs Job #: C1P8359
Report Date: 2021/09/27

Agnico Eagle
Client Project #: 21452766
Site Location: Meadowbank GW
Your P.O. #: 997577
Sampler Initials: DH

RESULTS OF ANALYSES OF GROUND WATER

BV Labs ID		QPG347			QPG347		
Sampling Date		2021/09/05 13:00			2021/09/05 13:00		
COC Number		402800			402800		
	UNITS	**MW-IPD-01D**	**RDL**	**QC Batch**	**MW-IPD-01D Lab-Dup**	**RDL**	**QC Batch**
Total Cobalt (Co)	ug/L	0.0478	0.0050	7577529			
Dissolved Copper (Cu)	ug/L	<0.050	0.050	7585002			
Total Copper (Cu)	ug/L	0.122	0.050	7577529			
Dissolved Iron (Fe)	ug/L	152	1.0	7585002			
Total Iron (Fe)	ug/L	357	1.0	7577529			
Dissolved Lead (Pb)	ug/L	0.0437	0.0050	7585002			
Total Lead (Pb)	ug/L	0.374	0.0050	7577529			
Dissolved Lithium (Li)	ug/L	5.86	0.50	7585002			
Total Lithium (Li)	ug/L	6.75	0.50	7577529			
Dissolved Manganese (Mn)	ug/L	55.2	0.050	7585002			
Total Manganese (Mn)	ug/L	54.6	0.050	7577529			
Dissolved Molybdenum (Mo)	ug/L	9.20	0.050	7585002			
Total Molybdenum (Mo)	ug/L	9.42	0.050	7577529			
Dissolved Nickel (Ni)	ug/L	0.477	0.020	7585002			
Total Nickel (Ni)	ug/L	0.607	0.020	7577529			
Dissolved Phosphorus (P)	ug/L	4.7	2.0	7585002			
Dissolved Selenium (Se)	ug/L	<0.040	0.040	7585002			
Total Selenium (Se)	ug/L	<0.040	0.040	7577529			
Total Silicon (Si)	ug/L	4920	50	7577529			
Dissolved Silicon (Si)	ug/L	3300	50	7585002			
Dissolved Silver (Ag)	ug/L	<0.0050	0.0050	7585002			
Total Silver (Ag)	ug/L	<0.0050	0.0050	7577529			
Dissolved Strontium (Sr)	ug/L	314	0.050	7585002			
Total Strontium (Sr)	ug/L	325	0.050	7577529			
Dissolved Thallium (Tl)	ug/L	<0.0020	0.0020	7585002			
Total Thallium (Tl)	ug/L	<0.0020	0.0020	7577529			
Dissolved Tin (Sn)	ug/L	<0.20	0.20	7585002			
Total Tin (Sn)	ug/L	<0.20	0.20	7577529			
Dissolved Titanium (Ti)	ug/L	<0.50	0.50	7585002			
Total Titanium (Ti)	ug/L	6.69	0.50	7577529			

RDL = Reportable Detection Limit
QC Batch = Quality Control Batch
Lab-Dup = Laboratory Initiated Duplicate

BV Labs Job #: C1P8359
Report Date: 2021/09/27

Agnico Eagle
Client Project #: 21452766
Site Location: Meadowbank GW
Your P.O. #: 997577
Sampler Initials: DH

RESULTS OF ANALYSES OF GROUND WATER

BV Labs ID		QPG347			QPG347		
Sampling Date		2021/09/05 13:00			2021/09/05 13:00		
COC Number		402800			402800		
	UNITS	**MW-IPD-01D**	**RDL**	**QC Batch**	**MW-IPD-01D Lab-Dup**	**RDL**	**QC Batch**
Dissolved Uranium (U)	ug/L	0.663	0.0020	7585002			
Total Uranium (U)	ug/L	0.794	0.0020	7577529			
Dissolved Vanadium (V)	ug/L	<0.20	0.20	7585002			
Total Vanadium (V)	ug/L	<0.20	0.20	7577529			
Dissolved Zinc (Zn)	ug/L	0.26	0.10	7585002			
Total Zinc (Zn)	ug/L	0.99	0.10	7577529			
Dissolved Zirconium (Zr)	ug/L	<0.10	0.10	7585002			
Total Zirconium (Zr)	ug/L	0.93	0.10	7577529			
Dissolved Calcium (Ca)	mg/L	23.3	0.050	7585001			
Total Calcium (Ca)	mg/L	23.1	0.050	7584998			
Dissolved Magnesium (Mg)	mg/L	14.2	0.050	7585001			
Total Magnesium (Mg)	mg/L	15.0	0.050	7584998			
Dissolved Potassium (K)	mg/L	1.23	0.050	7585001			
Total Potassium (K)	mg/L	1.28	0.050	7584998			
Dissolved Sodium (Na)	mg/L	24.9	0.050	7585001			
Total Sodium (Na)	mg/L	25.5	0.050	7584998			
Dissolved Sulphur (S)	mg/L	<3.0	3.0	7585001			
Total Sulphur (S)	mg/L	<3.0	3.0	7584998			
Nutritional Parameters							
Total Phosphorus (P)	mg/L	0.0033	0.0010	7589094			

RDL = Reportable Detection Limit
QC Batch = Quality Control Batch
Lab-Dup = Laboratory Initiated Duplicate

BV Labs Job #: C1P8359
Report Date: 2021/09/27

Agnico Eagle
Client Project #: 21452766
Site Location: Meadowbank GW
Your P.O. #: 997577
Sampler Initials: DH

RESULTS OF ANALYSES OF GROUND WATER

BV Labs ID		QPG348			QPG348		
Sampling Date		2021/09/05 13:00			2021/09/05 13:00		
COC Number		402800			402800		
	UNITS	**MW-IPD-01D-DUP-1**	**RDL**	**QC Batch**	**MW-IPD-01D-DUP-1 Lab-Dup**	**RDL**	**QC Batch**
CONVENTIONALS							
Total Nitrogen (Ammonia Nitrogen)	mg/L	0.042	0.0050	7589133			
Calculated Parameters							
Ammonium (NH4)	mg/L	0.07	0.05	7567961			
Bicarb. Alkalinity (calc. as CaCO3)	mg/L	100	1.0	7566926			
Carb. Alkalinity (calc. as CaCO3)	mg/L	<1.0	1.0	7566926			
Dissolved Hardness (CaCO3)	mg/L	118	0.50	7585000			
Total dissolved solids (calc., EC)	mg/L	240	10	7589131			
Total Un-ionized Ammonia	mg/L	0.0039	0.0036	7567205			
Field Measurements							
Field Measured Conductivity	uS/cm	363 US/CM	N/A	ONSITE			
Field Measured Dissolved oxygen	mg/L	0	N/A	ONSITE			
Field Measured Dissolved Solids	mg/L	235 MG/L		ONSITE			
Field Temperature	Celsius	20.52	N/A	ONSITE			
Field Turbidity	NTU	18.1 NTU	N/A	ONSITE			
Field Measured pH	pH	8.18		ONSITE			
Inorganics							
Dissolved Bromide (Br-)	mg/L	0.62	0.010	7589129			
Conductivity	mS/cm	0.375	0.001	7572464	0.372	0.001	7572464
Free Cyanide (CN)	ug/L	<1.0	1.0	7583956			
Total Dissolved Solids	mg/L	210	10	7573910			
Fluoride (F-)	mg/L	0.59	0.10	7572467	0.59	0.10	7572467
Total Kjeldahl Nitrogen (TKN)	mg/L	0.16	0.10	7574345			
Dissolved Organic Carbon	mg/L	1.3	0.40	7572481	1.3	0.40	7572481
Total Organic Carbon (TOC)	mg/L	1.3	0.40	7574212			
Orthophosphate (P)	mg/L	0.0042	0.0010	7589130			
pH	pH	8.02		7572466	8.11		7572466
Salinity	N/A	<2.0	2.0	7578025			
Reactive Silica (SiO2)	mg/L	7.3	0.050	7586943			

RDL = Reportable Detection Limit
QC Batch = Quality Control Batch
Lab-Dup = Laboratory Initiated Duplicate
N/A = Not Applicable

BV Labs Job #: C1P8359
Report Date: 2021/09/27

Agnico Eagle
Client Project #: 21452766
Site Location: Meadowbank GW
Your P.O. #: 997577
Sampler Initials: DH

RESULTS OF ANALYSES OF GROUND WATER

BV Labs ID		QPG348			QPG348		
Sampling Date		2021/09/05 13:00			2021/09/05 13:00		
COC Number		402800			402800		
	UNITS	**MW-IPD-01D-DUP-1**	**RDL**	**QC Batch**	**MW-IPD-01D-DUP-1 Lab-Dup**	**RDL**	**QC Batch**
Total Suspended Solids	mg/L	9	1	7570211			
Total Cyanide (CN)	mg/L	<0.0050	0.0050	7578220			
Turbidity	NTU	4.4	0.1	7570790			
WAD Cyanide (Free)	mg/L	<0.0010	0.0010	7578284			
Alkalinity (Total as CaCO3)	mg/L	100	1.0	7572465	100	1.0	7572465
Dissolved Chloride (Cl-)	mg/L	52	0.50	7589132			
Nitrite (N)	mg/L	<0.010	0.010	7570474			
Nitrate (N)	mg/L	<0.10	0.10	7570474			
Dissolved Sulphate (SO4)	mg/L	5.3	0.50	7589132			
Nitrate + Nitrite (N)	mg/L	<0.10	0.10	7570474			
Metals							
Dissolved Aluminum (Al)	ug/L	2.75	0.50	7585002			
Total Aluminum (Al)	ug/L	522	0.50	7577529			
Dissolved Antimony (Sb)	ug/L	<0.020	0.020	7585002			
Total Antimony (Sb)	ug/L	<0.020	0.020	7577529			
Dissolved Arsenic (As)	ug/L	26.5	0.020	7585002			
Total Arsenic (As)	ug/L	26.0	0.020	7577529			
Dissolved Barium (Ba)	ug/L	21.6	0.020	7585002			
Total Barium (Ba)	ug/L	22.3	0.020	7577529			
Dissolved Beryllium (Be)	ug/L	<0.010	0.010	7585002			
Total Beryllium (Be)	ug/L	0.045	0.010	7577529			
Dissolved Bismuth (Bi)	ug/L	<0.0050	0.0050	7585002			
Total Bismuth (Bi)	ug/L	0.0069	0.0050	7577529			
Dissolved Boron (B)	ug/L	182	10	7585002			
Total Boron (B)	ug/L	198	10	7577529			
Dissolved Cadmium (Cd)	ug/L	<0.0050	0.0050	7585002			
Total Cadmium (Cd)	ug/L	<0.0050	0.0050	7577529			
Dissolved Chromium (Cr)	ug/L	<0.10	0.10	7585002			
Total Chromium (Cr)	ug/L	<0.10	0.10	7577529			
Dissolved Cobalt (Co)	ug/L	0.0341	0.0050	7585002			

RDL = Reportable Detection Limit
QC Batch = Quality Control Batch
Lab-Dup = Laboratory Initiated Duplicate

BV Labs Job #: C1P8359
Report Date: 2021/09/27

Agnico Eagle
Client Project #: 21452766
Site Location: Meadowbank GW
Your P.O. #: 997577
Sampler Initials: DH

RESULTS OF ANALYSES OF GROUND WATER

BV Labs ID		QPG348			QPG348		
Sampling Date		2021/09/05 13:00			2021/09/05 13:00		
COC Number		402800			402800		
	UNITS	**MW-IPD-01D-DUP-1**	**RDL**	**QC Batch**	**MW-IPD-01D-DUP-1 Lab-Dup**	**RDL**	**QC Batch**
Total Cobalt (Co)	ug/L	0.0438	0.0050	7577529			
Dissolved Copper (Cu)	ug/L	<0.050	0.050	7585002			
Total Copper (Cu)	ug/L	0.074	0.050	7577529			
Dissolved Iron (Fe)	ug/L	145	1.0	7585002			
Total Iron (Fe)	ug/L	310	1.0	7577529			
Dissolved Lead (Pb)	ug/L	0.0297	0.0050	7585002			
Total Lead (Pb)	ug/L	0.351	0.0050	7577529			
Dissolved Lithium (Li)	ug/L	5.81	0.50	7585002			
Total Lithium (Li)	ug/L	6.76	0.50	7577529			
Dissolved Manganese (Mn)	ug/L	54.3	0.050	7585002			
Total Manganese (Mn)	ug/L	53.8	0.050	7577529			
Dissolved Molybdenum (Mo)	ug/L	9.12	0.050	7585002			
Total Molybdenum (Mo)	ug/L	9.32	0.050	7577529			
Dissolved Nickel (Ni)	ug/L	0.465	0.020	7585002			
Total Nickel (Ni)	ug/L	0.602	0.020	7577529			
Dissolved Phosphorus (P)	ug/L	3.9	2.0	7585002			
Dissolved Selenium (Se)	ug/L	<0.040	0.040	7585002			
Total Selenium (Se)	ug/L	<0.040	0.040	7577529			
Total Silicon (Si)	ug/L	5080	50	7577529			
Dissolved Silicon (Si)	ug/L	3370	50	7585002			
Dissolved Silver (Ag)	ug/L	<0.0050	0.0050	7585002			
Total Silver (Ag)	ug/L	<0.0050	0.0050	7577529			
Dissolved Strontium (Sr)	ug/L	315	0.050	7585002			
Total Strontium (Sr)	ug/L	324	0.050	7577529			
Dissolved Thallium (Tl)	ug/L	<0.0020	0.0020	7585002			
Total Thallium (Tl)	ug/L	<0.0020	0.0020	7577529			
Dissolved Tin (Sn)	ug/L	<0.20	0.20	7585002			
Total Tin (Sn)	ug/L	<0.20	0.20	7577529			
Dissolved Titanium (Ti)	ug/L	<0.50	0.50	7585002			
Total Titanium (Ti)	ug/L	5.90	0.50	7577529			

RDL = Reportable Detection Limit
QC Batch = Quality Control Batch
Lab-Dup = Laboratory Initiated Duplicate

BV Labs Job #: C1P8359
Report Date: 2021/09/27

Agnico Eagle
Client Project #: 21452766
Site Location: Meadowbank GW
Your P.O. #: 997577
Sampler Initials: DH

RESULTS OF ANALYSES OF GROUND WATER

BV Labs ID		QPG348			QPG348		
Sampling Date		2021/09/05 13:00			2021/09/05 13:00		
COC Number		402800			402800		
	UNITS	**MW-IPD-01D-DUP-1**	**RDL**	**QC Batch**	**MW-IPD-01D-DUP-1 Lab-Dup**	**RDL**	**QC Batch**
Dissolved Uranium (U)	ug/L	0.640	0.0020	7585002			
Total Uranium (U)	ug/L	0.790	0.0020	7577529			
Dissolved Vanadium (V)	ug/L	<0.20	0.20	7585002			
Total Vanadium (V)	ug/L	<0.20	0.20	7577529			
Dissolved Zinc (Zn)	ug/L	0.18	0.10	7585002			
Total Zinc (Zn)	ug/L	1.00	0.10	7577529			
Dissolved Zirconium (Zr)	ug/L	<0.10	0.10	7585002			
Total Zirconium (Zr)	ug/L	0.97	0.10	7577529			
Dissolved Calcium (Ca)	mg/L	23.7	0.050	7585001			
Total Calcium (Ca)	mg/L	23.4	0.050	7584998			
Dissolved Magnesium (Mg)	mg/L	14.3	0.050	7585001			
Total Magnesium (Mg)	mg/L	14.9	0.050	7584998			
Dissolved Potassium (K)	mg/L	1.20	0.050	7585001			
Total Potassium (K)	mg/L	1.24	0.050	7584998			
Dissolved Sodium (Na)	mg/L	25.0	0.050	7585001			
Total Sodium (Na)	mg/L	25.0	0.050	7584998			
Dissolved Sulphur (S)	mg/L	<3.0	3.0	7585001			
Total Sulphur (S)	mg/L	<3.0	3.0	7584998			
Nutritional Parameters							
Total Phosphorus (P)	mg/L	0.0027	0.0010	7577174			

RDL = Reportable Detection Limit
QC Batch = Quality Control Batch
Lab-Dup = Laboratory Initiated Duplicate

BV Labs Job #: C1P8359
Report Date: 2021/09/27

Agnico Eagle
Client Project #: 21452766
Site Location: Meadowbank GW
Your P.O. #: 997577
Sampler Initials: DH

ELEMENTS BY ATOMIC SPECTROSCOPY (GROUND WATER)

BV Labs ID		QPG345			QPG345			QPG346		
Sampling Date		2021/09/04 11:00			2021/09/04 11:00			2021/09/04 11:00		
COC Number		402800			402800			402800		
	UNITS	**MW-16-01**	**RDL**	**QC Batch**	**MW-16-01 Lab-Dup**	**RDL**	**QC Batch**	**MW-16-01-DUP-1**	**RDL**	**QC Batch**
Calculated Parameters										
Total Hardness (CaCO3)	mg/L	1040	0.50	7584997				1060	0.50	7584997
Metals										
Mercury (Hg)	mg/L	<0.00010	0.00010	7573557	<0.00010	0.00010	7573557	<0.00010	0.00010	7573557
Dissolved Mercury (Hg)	mg/L	<0.00010	0.00010	7578126				<0.00010	0.00010	7578126

RDL = Reportable Detection Limit
QC Batch = Quality Control Batch
Lab-Dup = Laboratory Initiated Duplicate

BV Labs ID		QPG347	QPG348		
Sampling Date		2021/09/05 13:00	2021/09/05 13:00		
COC Number		402800	402800		
	UNITS	**MW-IPD-01D**	**MW-IPD-01D-DUP-1**	**RDL**	**QC Batch**
Calculated Parameters					
Total Hardness (CaCO3)	mg/L	120	120	0.50	7584997
Metals					
Mercury (Hg)	mg/L	<0.00010	<0.00010	0.00010	7573557
Dissolved Mercury (Hg)	mg/L	<0.00001	<0.00001	0.00001	7573247

RDL = Reportable Detection Limit
QC Batch = Quality Control Batch

BV Labs Job #: C1P8359
Report Date: 2021/09/27

Agnico Eagle
Client Project #: 21452766
Site Location: Meadowbank GW
Your P.O. #: 997577
Sampler Initials: DH

RESULTS OF ANALYSES OF WATER

BV Labs ID		QPG349		
Sampling Date		2021/09/04 11:00		
COC Number		402800		
	UNITS	**FB-21-2**	**RDL**	**QC Batch**
CONVENTIONALS				
Total Nitrogen (Ammonia Nitrogen)	mg/L	0.0058	0.0050	7589092
Calculated Parameters				
Bicarb. Alkalinity (calc. as CaCO3)	mg/L	<1.0	1.0	7566926
Carb. Alkalinity (calc. as CaCO3)	mg/L	<1.0	1.0	7566926
Dissolved Hardness (CaCO3)	mg/L	<0.50	0.50	7585000
Total dissolved solids (calc., EC)	mg/L	<10	10	7589131
Inorganics				
Dissolved Bromide (Br-)	mg/L	<0.010	0.010	7589129
Conductivity	mS/cm	0.001	0.001	7572464
Free Cyanide (CN)	ug/L	<1.0	1.0	7583956
Total Dissolved Solids	mg/L	<10	10	7572558
Fluoride (F-)	mg/L	<0.10	0.10	7572467
Total Kjeldahl Nitrogen (TKN)	mg/L	0.14	0.10	7570602
Dissolved Organic Carbon	mg/L	<0.40	0.40	7573633
Total Organic Carbon (TOC)	mg/L	<0.40	0.40	7573427
Orthophosphate (P)	mg/L	<0.0010	0.0010	7589130
pH	pH	5.72		7572466
Salinity	N/A	<2.0	2.0	7578025
Reactive Silica (SiO2)	mg/L	<0.050	0.050	7586943
Total Suspended Solids	mg/L	<1	1	7570211
Total Cyanide (CN)	mg/L	<0.0050	0.0050	7578220
Turbidity	NTU	<0.1	0.1	7570790
WAD Cyanide (Free)	mg/L	<0.0010	0.0010	7578284
Alkalinity (Total as CaCO3)	mg/L	<1.0	1.0	7572465
Dissolved Chloride (Cl-)	mg/L	0.89	0.50	7589132
Nitrite (N)	mg/L	<0.010	0.010	7570485
Nitrate (N)	mg/L	<0.10	0.10	7570485
Dissolved Sulphate (SO4)	mg/L	<0.50	0.50	7589132
Nitrate + Nitrite (N)	mg/L	<0.10	0.10	7570485

RDL = Reportable Detection Limit
QC Batch = Quality Control Batch

BV Labs Job #: C1P8359
Report Date: 2021/09/27

Agnico Eagle
Client Project #: 21452766
Site Location: Meadowbank GW
Your P.O. #: 997577
Sampler Initials: DH

RESULTS OF ANALYSES OF WATER

BV Labs ID		QPG349		
Sampling Date		2021/09/04 11:00		
COC Number		402800		
	UNITS	**FB-21-2**	**RDL**	**QC Batch**
Metals				
Dissolved Aluminum (Al)	ug/L	<0.50	0.50	7585002
Total Aluminum (Al)	ug/L	0.52	0.50	7577529
Dissolved Antimony (Sb)	ug/L	<0.020	0.020	7585002
Total Antimony (Sb)	ug/L	<0.020	0.020	7577529
Dissolved Arsenic (As)	ug/L	<0.020	0.020	7585002
Total Arsenic (As)	ug/L	<0.020	0.020	7577529
Dissolved Barium (Ba)	ug/L	<0.020	0.020	7585002
Total Barium (Ba)	ug/L	<0.020	0.020	7577529
Dissolved Beryllium (Be)	ug/L	<0.010	0.010	7585002
Total Beryllium (Be)	ug/L	<0.010	0.010	7577529
Dissolved Bismuth (Bi)	ug/L	<0.0050	0.0050	7585002
Total Bismuth (Bi)	ug/L	<0.0050	0.0050	7577529
Dissolved Boron (B)	ug/L	<10	10	7585002
Total Boron (B)	ug/L	<10	10	7577529
Dissolved Cadmium (Cd)	ug/L	<0.0050	0.0050	7585002
Total Cadmium (Cd)	ug/L	<0.0050	0.0050	7577529
Dissolved Chromium (Cr)	ug/L	<0.10	0.10	7585002
Total Chromium (Cr)	ug/L	<0.10	0.10	7577529
Dissolved Cobalt (Co)	ug/L	<0.0050	0.0050	7585002
Total Cobalt (Co)	ug/L	<0.0050	0.0050	7577529
Dissolved Copper (Cu)	ug/L	<0.050	0.050	7585002
Total Copper (Cu)	ug/L	<0.050	0.050	7577529
Dissolved Iron (Fe)	ug/L	<1.0	1.0	7585002
Total Iron (Fe)	ug/L	<1.0	1.0	7577529
Dissolved Lead (Pb)	ug/L	<0.0050	0.0050	7585002
Total Lead (Pb)	ug/L	<0.0050	0.0050	7577529
Dissolved Lithium (Li)	ug/L	<0.50	0.50	7585002
Total Lithium (Li)	ug/L	<0.50	0.50	7577529
Dissolved Manganese (Mn)	ug/L	<0.050	0.050	7585002
Total Manganese (Mn)	ug/L	<0.050	0.050	7577529
Dissolved Molybdenum (Mo)	ug/L	<0.050	0.050	7585002

RDL = Reportable Detection Limit
QC Batch = Quality Control Batch

BV Labs Job #: C1P8359
Report Date: 2021/09/27

Agnico Eagle
Client Project #: 21452766
Site Location: Meadowbank GW
Your P.O. #: 997577
Sampler Initials: DH

RESULTS OF ANALYSES OF WATER

BV Labs ID		QPG349		
Sampling Date		2021/09/04 11:00		
COC Number		402800		
	UNITS	**FB-21-2**	**RDL**	**QC Batch**
Total Molybdenum (Mo)	ug/L	<0.050	0.050	7577529
Dissolved Nickel (Ni)	ug/L	<0.020	0.020	7585002
Total Nickel (Ni)	ug/L	<0.020	0.020	7577529
Dissolved Phosphorus (P)	ug/L	<2.0	2.0	7585002
Dissolved Selenium (Se)	ug/L	<0.040	0.040	7585002
Total Silicon (Si)	ug/L	<50	50	7577529
Total Selenium (Se)	ug/L	<0.040	0.040	7577529
Dissolved Silicon (Si)	ug/L	<50	50	7585002
Dissolved Silver (Ag)	ug/L	<0.0050	0.0050	7585002
Total Silver (Ag)	ug/L	<0.0050	0.0050	7577529
Dissolved Strontium (Sr)	ug/L	<0.050	0.050	7585002
Total Strontium (Sr)	ug/L	<0.050	0.050	7577529
Dissolved Thallium (Tl)	ug/L	<0.0020	0.0020	7585002
Total Thallium (Tl)	ug/L	<0.0020	0.0020	7577529
Dissolved Tin (Sn)	ug/L	<0.20	0.20	7585002
Total Tin (Sn)	ug/L	<0.20	0.20	7577529
Dissolved Titanium (Ti)	ug/L	<0.50	0.50	7585002
Total Titanium (Ti)	ug/L	<0.50	0.50	7577529
Dissolved Uranium (U)	ug/L	<0.0020	0.0020	7585002
Total Uranium (U)	ug/L	<0.0020	0.0020	7577529
Dissolved Vanadium (V)	ug/L	<0.20	0.20	7585002
Total Vanadium (V)	ug/L	<0.20	0.20	7577529
Dissolved Zinc (Zn)	ug/L	<0.10	0.10	7585002
Total Zinc (Zn)	ug/L	<0.10	0.10	7577529
Dissolved Zirconium (Zr)	ug/L	<0.10	0.10	7585002
Total Zirconium (Zr)	ug/L	<0.10	0.10	7577529
Dissolved Calcium (Ca)	mg/L	<0.050	0.050	7585001
Total Calcium (Ca)	mg/L	<0.050	0.050	7584998
Dissolved Magnesium (Mg)	mg/L	<0.050	0.050	7585001
Total Magnesium (Mg)	mg/L	<0.050	0.050	7584998
Dissolved Potassium (K)	mg/L	<0.050	0.050	7585001

RDL = Reportable Detection Limit
QC Batch = Quality Control Batch

BV Labs Job #: C1P8359
Report Date: 2021/09/27

Agnico Eagle
Client Project #: 21452766
Site Location: Meadowbank GW
Your P.O. #: 997577
Sampler Initials: DH

RESULTS OF ANALYSES OF WATER

BV Labs ID		QPG349		
Sampling Date		2021/09/04 11:00		
COC Number		402800		
	UNITS	**FB-21-2**	**RDL**	**QC Batch**
Total Potassium (K)	mg/L	<0.050	0.050	7584998
Dissolved Sodium (Na)	mg/L	<0.050	0.050	7585001
Total Sodium (Na)	mg/L	<0.050	0.050	7584998
Dissolved Sulphur (S)	mg/L	<3.0	3.0	7585001
Total Sulphur (S)	mg/L	<3.0	3.0	7584998
Nutritional Parameters				
Total Phosphorus (P)	mg/L	<0.0010	0.0010	7589134

RDL = Reportable Detection Limit
QC Batch = Quality Control Batch

BV Labs Job #: C1P8359
Report Date: 2021/09/27

Agnico Eagle
Client Project #: 21452766
Site Location: Meadowbank GW
Your P.O. #: 997577
Sampler Initials: DH

ELEMENTS BY ATOMIC SPECTROSCOPY (WATER)

BV Labs ID		QPG349		
Sampling Date		2021/09/04 11:00		
COC Number		402800		
	UNITS	**FB-21-2**	**RDL**	**QC Batch**
Calculated Parameters				
Total Hardness (CaCO3)	mg/L	<0.50	0.50	7584997
Metals				
Mercury (Hg)	mg/L	<0.00010	0.00010	7573557
Dissolved Mercury (Hg)	mg/L	<0.00001	0.00001	7573247

RDL = Reportable Detection Limit
QC Batch = Quality Control Batch

BV Labs Job #: C1P8359
Report Date: 2021/09/27

Agnico Eagle
Client Project #: 21452766
Site Location: Meadowbank GW
Your P.O. #: 997577
Sampler Initials: DH

TEST SUMMARY

BV Labs ID: QPG345
Sample ID: MW-16-01
Matrix: Ground Water

Collected: 2021/09/04
Shipped:
Received: 2021/09/08

Test Description	Instrumentation	Batch	Extracted	Date Analyzed	Analyst
Alkalinity	AT	7572465	N/A	2021/09/13	Surinder Rai
Carbonate, Bicarbonate and Hydroxide	CALC	7566926	N/A	2021/09/14	Automated Statchk
Conductivity	AT	7572464	N/A	2021/09/13	Surinder Rai
Free (WAD) Cyanide	SKAL/CN	7578284	N/A	2021/09/15	Aditiben Patel
Total Cyanide	SKAL/CN	7578220	2021/09/15	2021/09/15	Aditiben Patel
Dissolved Organic Carbon (DOC)	TOCV/NDIR	7572481	N/A	2021/09/13	Julianna Castiglione
Field Measured Dissolved Oxygen	PH	ONSITE	N/A	2021/09/09	Jimmy Liu
Field Measured Dissolved Oxygen	PH	ONSITE	N/A	2021/09/09	Jimmy Liu
Field Measured TDS		ONSITE	N/A	2021/09/09	Jimmy Liu
Fluoride	ISE	7572467	2021/09/11	2021/09/13	Surinder Rai
Dissolved Mercury in Water by CVAA	CV/AA	7578126	2021/09/15	2021/09/15	Gagandeep Rai
Mercury in Water by CVAA	CV/AA	7573557	2021/09/13	2021/09/13	Gagandeep Rai
Bromide in water by IC	IC/UV	7589129	N/A	2021/09/13	Kathleen Dalton
Low Level Chloride and Sulphate by AC	KONE	7589132	N/A	2021/09/16	Marjolen Busslinger
Cyanide (Free)	SPEC	7583956	2021/09/14	2021/09/14	Taylor Mullings
Hardness Total (calculated as CaCO3)	CALC	7584997	N/A	2021/09/16	Automated Statchk
Hardness (calculated as CaCO3)	CALC	7585000	N/A	2021/09/15	Automated Statchk
Na, K, Ca, Mg, S by CRC ICPMS (diss.)	ICP	7585001	N/A	2021/09/15	Automated Statchk
Elements by ICPMS Low Level (dissolved)	ICP/MS	7585003	N/A	2021/09/17	Andrew An
Elements by ICPMS Low Level (total)	ICP/MS	7584999	2021/09/14	2021/09/15	Andrew An
Na, K, Ca, Mg, S by CRC ICPMS (total)	ICP	7584998	N/A	2021/09/16	Automated Statchk
Ammonia-N Low Level	KONE/UVVS	7589133	2021/09/12	2021/09/12	Shanna McKort
Orthophosphate by Konelab (low level)	KONE	7589130	N/A	2021/09/13	Serena Tian
Silica (Reactive)	KONE	7586943	N/A	2021/09/19	Serena Tian
Total Dissolved Solids (Calc. from EC)	CALC	7589131	N/A	2021/09/16	Automated Statchk
Total Phosphorus Low Level Total	KONE	7589134	2021/09/15	2021/09/15	Fadia Mostafa
Ammonium as NH4+	CALC/NH3	7567961	N/A	2021/09/13	Automated Statchk
Nitrate (NO3) and Nitrite (NO2) in Water	LACH	7570474	N/A	2021/09/13	Chandra Nandlal
pH	AT	7572466	2021/09/11	2021/09/13	Surinder Rai
Field Measured Dissolved Oxygen	PH	ONSITE	N/A	2021/09/09	Jimmy Liu
Salinity		7578025	N/A	2021/09/15	Brent Boudreau
Total Dissolved Solids	BAL	7572558	2021/09/11	2021/09/13	Shaneil Hall
Field Measured Dissolved Oxygen	PH	ONSITE	N/A	2021/09/09	Jimmy Liu
Total Kjeldahl Nitrogen in Water	SKAL	7570602	2021/09/10	2021/09/14	Rajni Tyagi
Total Organic Carbon (TOC)	TOCV/NDIR	7573427	N/A	2021/09/13	Julianna Castiglione
Low Level Total Suspended Solids	BAL	7570211	2021/09/13	2021/09/14	Sandeep Kaur
Turbidity	AT	7570052	N/A	2021/09/10	Neil Dassanayake
Turbidity - On-site	TURB	ONSITE	N/A	2021/09/09	Jimmy Liu
Un-ionized Ammonia	CALC/NH3	7567205	2021/09/13	2021/09/13	Automated Statchk

BV Labs Job #: C1P8359
Report Date: 2021/09/27

Agnico Eagle
Client Project #: 21452766
Site Location: Meadowbank GW
Your P.O. #: 997577
Sampler Initials: DH

TEST SUMMARY

BV Labs ID: QPG345 Dup
Sample ID: MW-16-01
Matrix: Ground Water

Collected: 2021/09/04
Shipped:
Received: 2021/09/08

Test Description	Instrumentation	Batch	Extracted	Date Analyzed	Analyst
Free (WAD) Cyanide	SKAL/CN	7578284	N/A	2021/09/15	Aditiben Patel
Total Cyanide	SKAL/CN	7578220	2021/09/15	2021/09/15	Aditiben Patel
Mercury in Water by CVAA	CV/AA	7573557	2021/09/13	2021/09/13	Gagandeep Rai
Elements by ICPMS Low Level (total)	ICP/MS	7584999	2021/09/14	2021/09/15	Andrew An
Salinity		7578025	N/A	2021/09/15	Brent Boudreau

BV Labs ID: QPG346
Sample ID: MW-16-01-DUP-1
Matrix: Ground Water

Collected: 2021/09/04
Shipped:
Received: 2021/09/08

Test Description	Instrumentation	Batch	Extracted	Date Analyzed	Analyst
Alkalinity	AT	7570271	N/A	2021/09/10	Surinder Rai
Carbonate, Bicarbonate and Hydroxide	CALC	7566926	N/A	2021/09/14	Automated Statchk
Conductivity	AT	7571194	N/A	2021/09/13	Surinder Rai
Free (WAD) Cyanide	SKAL/CN	7578284	N/A	2021/09/15	Aditiben Patel
Total Cyanide	SKAL/CN	7578220	2021/09/15	2021/09/15	Aditiben Patel
Dissolved Organic Carbon (DOC)	TOCV/NDIR	7572481	N/A	2021/09/13	Julianna Castiglione
Field Measured Dissolved Oxygen	PH	ONSITE	N/A	2021/09/09	Jimmy Liu
Field Measured Dissolved Oxygen	PH	ONSITE	N/A	2021/09/09	Jimmy Liu
Field Measured TDS		ONSITE	N/A	2021/09/09	Jimmy Liu
Fluoride	ISE	7570287	2021/09/10	2021/09/10	Surinder Rai
Dissolved Mercury in Water by CVAA	CV/AA	7578126	2021/09/15	2021/09/15	Gagandeep Rai
Mercury in Water by CVAA	CV/AA	7573557	2021/09/13	2021/09/13	Gagandeep Rai
Bromide in water by IC	IC/UV	7589129	N/A	2021/09/13	Kathleen Dalton
Low Level Chloride and Sulphate by AC	KONE	7589132	N/A	2021/09/16	Marjolen Busslinger
Cyanide (Free)	SPEC	7583956	2021/09/14	2021/09/14	Taylor Mullings
Hardness Total (calculated as CaCO3)	CALC	7584997	N/A	2021/09/16	Automated Statchk
Hardness (calculated as CaCO3)	CALC	7585000	N/A	2021/09/15	Automated Statchk
Na, K, Ca, Mg, S by CRC ICPMS (diss.)	ICP	7585001	N/A	2021/09/15	Automated Statchk
Elements by ICPMS Low Level (dissolved)	ICP/MS	7585002	N/A	2021/09/15	Andrew An
Elements by ICPMS Low Level (total)	ICP/MS	7584999	2021/09/14	2021/09/15	Andrew An
Na, K, Ca, Mg, S by CRC ICPMS (total)	ICP	7584998	N/A	2021/09/16	Automated Statchk
Ammonia-N Low Level	KONE/UVVS	7589133	2021/09/12	2021/09/12	Shanna McKort
Orthophosphate by Konelab (low level)	KONE	7589130	N/A	2021/09/13	Serena Tian
Silica (Reactive)	KONE	7586943	N/A	2021/09/19	Serena Tian
Total Dissolved Solids (Calc. from EC)	CALC	7589131	N/A	2021/09/16	Automated Statchk
Total Phosphorus Low Level Total	KONE	7589134	2021/09/15	2021/09/15	Fadia Mostafa
Ammonium as NH4+	CALC/NH3	7567961	N/A	2021/09/13	Automated Statchk
Nitrate (NO3) and Nitrite (NO2) in Water	LACH	7570485	N/A	2021/09/12	Amanpreet Sappal
pH	AT	7571197	2021/09/10	2021/09/13	Surinder Rai
Field Measured Dissolved Oxygen	PH	ONSITE	N/A	2021/09/09	Jimmy Liu
Salinity		7578025	N/A	2021/09/15	Brent Boudreau
Total Dissolved Solids	BAL	7572558	2021/09/11	2021/09/13	Shaneil Hall
Field Measured Dissolved Oxygen	PH	ONSITE	N/A	2021/09/09	Jimmy Liu

BV Labs Job #: C1P8359
Report Date: 2021/09/27

Agnico Eagle
Client Project #: 21452766
Site Location: Meadowbank GW
Your P.O. #: 997577
Sampler Initials: DH

TEST SUMMARY

BV Labs ID: QPG346
Sample ID: MW-16-01-DUP-1
Matrix: Ground Water

Collected: 2021/09/04
Shipped:
Received: 2021/09/08

Test Description	Instrumentation	Batch	Extracted	Date Analyzed	Analyst
Total Kjeldahl Nitrogen in Water	SKAL	7570602	2021/09/10	2021/09/14	Rajni Tyagi
Total Organic Carbon (TOC)	TOCV/NDIR	7573427	N/A	2021/09/13	Julianna Castiglione
Low Level Total Suspended Solids	BAL	7570211	2021/09/13	2021/09/14	Sandeep Kaur
Turbidity	AT	7570790	N/A	2021/09/13	Neil Dassanayake
Turbidity - On-site	TURB	ONSITE	N/A	2021/09/09	Jimmy Liu
Un-ionized Ammonia	CALC/NH3	7567205	2021/09/13	2021/09/13	Automated Statchk

BV Labs ID: QPG346 Dup
Sample ID: MW-16-01-DUP-1
Matrix: Ground Water

Collected: 2021/09/04
Shipped:
Received: 2021/09/08

Test Description	Instrumentation	Batch	Extracted	Date Analyzed	Analyst
Bromide in water by IC	IC/UV	7589129	N/A	2021/09/13	Kathleen Dalton

BV Labs ID: QPG347
Sample ID: MW-IPD-01D
Matrix: Ground Water

Collected: 2021/09/05
Shipped:
Received: 2021/09/08

Test Description	Instrumentation	Batch	Extracted	Date Analyzed	Analyst
Alkalinity	AT	7571182	N/A	2021/09/13	Surinder Rai
Carbonate, Bicarbonate and Hydroxide	CALC	7566926	N/A	2021/09/14	Automated Statchk
Conductivity	AT	7571194	N/A	2021/09/13	Surinder Rai
Free (WAD) Cyanide	SKAL/CN	7578284	N/A	2021/09/15	Aditiben Patel
Total Cyanide	SKAL/CN	7578220	2021/09/15	2021/09/15	Aditiben Patel
Dissolved Organic Carbon (DOC)	TOCV/NDIR	7573633	N/A	2021/09/13	Julianna Castiglione
Field Measured Dissolved Oxygen	PH	ONSITE	N/A	2021/09/09	Jimmy Liu
Field Measured Dissolved Oxygen	PH	ONSITE	N/A	2021/09/09	Jimmy Liu
Field Measured TDS		ONSITE	N/A	2021/09/09	Jimmy Liu
Fluoride	ISE	7570287	2021/09/10	2021/09/10	Surinder Rai
Mercury in Water by CVAA	CV/AA	7573557	2021/09/13	2021/09/13	Gagandeep Rai
Dissolved Mercury (low level)	CV/AA	7573247	2021/09/13	2021/09/13	Gagandeep Rai
Mercury (low level)	CV/AA	7573908	2021/09/13	2021/09/13	Gagandeep Rai
Bromide in water by IC	IC/UV	7589129	N/A	2021/09/13	Kathleen Dalton
Low Level Chloride and Sulphate by AC	KONE	7589132	N/A	2021/09/15	Marjolen Busslinger
Cyanide (Free)	SPEC	7583956	2021/09/14	2021/09/14	Taylor Mullings
Hardness Total (calculated as CaCO3)	CALC	7584997	N/A	2021/09/15	Automated Statchk
Hardness (calculated as CaCO3)	CALC	7585000	N/A	2021/09/15	Automated Statchk
Na, K, Ca, Mg, S by CRC ICPMS (diss.)	ICP	7585001	N/A	2021/09/15	Automated Statchk
Elements by ICPMS Low Level (dissolved)	ICP/MS	7585002	N/A	2021/09/15	Andrew An
Na, K, Ca, Mg, S by CRC ICPMS (total)	ICP	7584998	N/A	2021/09/15	Automated Statchk
Elements by ICPMS Low Level (total)	ICP/MS	7577529	N/A	2021/09/14	Andrew An
Ammonia-N Low Level	KONE/UVVS	7589133	2021/09/12	2021/09/12	Shanna McKort
Orthophosphate by Konelab (low level)	KONE	7589093	N/A	2021/09/20	Serena Tian
Silica (Reactive)	KONE	7586943	N/A	2021/09/19	Serena Tian

BV Labs Job #: C1P8359
Report Date: 2021/09/27

Agnico Eagle
Client Project #: 21452766
Site Location: Meadowbank GW
Your P.O. #: 997577
Sampler Initials: DH

TEST SUMMARY

BV Labs ID: QPG347
Sample ID: MW-IPD-01D
Matrix: Ground Water

Collected: 2021/09/05
Shipped:
Received: 2021/09/08

Test Description	Instrumentation	Batch	Extracted	Date Analyzed	Analyst
Total Dissolved Solids (Calc. from EC)	CALC	7589131	N/A	2021/09/16	Automated Statchk
Total Phosphorus Low Level Total	KONE	7589094	2021/09/20	2021/09/20	Serena Tian
Ammonium as NH4+	CALC/NH3	7567961	N/A	2021/09/13	Automated Statchk
Nitrate (NO3) and Nitrite (NO2) in Water	LACH	7569802	N/A	2021/09/12	Amanpreet Sappal
pH	AT	7571197	2021/09/10	2021/09/13	Surinder Rai
Field Measured Dissolved Oxygen	PH	ONSITE	N/A	2021/09/09	Jimmy Liu
Salinity		7578025	N/A	2021/09/15	Brent Boudreau
Total Dissolved Solids	BAL	7573910	2021/09/13	2021/09/14	Sandeep Kaur
Field Measured Dissolved Oxygen	PH	ONSITE	N/A	2021/09/09	Jimmy Liu
Total Kjeldahl Nitrogen in Water	SKAL	7570602	2021/09/10	2021/09/14	Rajni Tyagi
Total Organic Carbon (TOC)	TOCV/NDIR	7573427	N/A	2021/09/13	Julianna Castiglione
Low Level Total Suspended Solids	BAL	7570211	2021/09/13	2021/09/14	Sandeep Kaur
Turbidity	AT	7569790	N/A	2021/09/10	Neil Dassanayake
Turbidity - On-site	TURB	ONSITE	N/A	2021/09/09	Jimmy Liu
Un-ionized Ammonia	CALC/NH3	7567205	2021/09/13	2021/09/13	Automated Statchk

BV Labs ID: QPG347 Dup
Sample ID: MW-IPD-01D
Matrix: Ground Water

Collected: 2021/09/05
Shipped:
Received: 2021/09/08

Test Description	Instrumentation	Batch	Extracted	Date Analyzed	Analyst
Total Organic Carbon (TOC)	TOCV/NDIR	7573427	N/A	2021/09/13	Julianna Castiglione
Turbidity	AT	7569790	N/A	2021/09/10	Neil Dassanayake

BV Labs ID: QPG348
Sample ID: MW-IPD-01D-DUP-1
Matrix: Ground Water

Collected: 2021/09/05
Shipped:
Received: 2021/09/08

Test Description	Instrumentation	Batch	Extracted	Date Analyzed	Analyst
Alkalinity	AT	7572465	N/A	2021/09/13	Surinder Rai
Carbonate, Bicarbonate and Hydroxide	CALC	7566926	N/A	2021/09/14	Automated Statchk
Conductivity	AT	7572464	N/A	2021/09/13	Surinder Rai
Free (WAD) Cyanide	SKAL/CN	7578284	N/A	2021/09/15	Aditiben Patel
Total Cyanide	SKAL/CN	7578220	2021/09/15	2021/09/15	Aditiben Patel
Dissolved Organic Carbon (DOC)	TOCV/NDIR	7572481	N/A	2021/09/13	Julianna Castiglione
Field Measured Dissolved Oxygen	PH	ONSITE	N/A	2021/09/09	Jimmy Liu
Field Measured Dissolved Oxygen	PH	ONSITE	N/A	2021/09/09	Jimmy Liu
Field Measured TDS		ONSITE	N/A	2021/09/09	Jimmy Liu
Fluoride	ISE	7572467	2021/09/11	2021/09/13	Surinder Rai
Mercury in Water by CVAA	CV/AA	7573557	2021/09/13	2021/09/13	Gagandeep Rai
Dissolved Mercury (low level)	CV/AA	7573247	2021/09/13	2021/09/13	Gagandeep Rai
Mercury (low level)	CV/AA	7573908	2021/09/13	2021/09/13	Gagandeep Rai
Bromide in water by IC	IC/UV	7589129	N/A	2021/09/13	Kathleen Dalton
Low Level Chloride and Sulphate by AC	KONE	7589132	N/A	2021/09/15	Marjolen Busslinger

BV Labs Job #: C1P8359
Report Date: 2021/09/27

Agnico Eagle
Client Project #: 21452766
Site Location: Meadowbank GW
Your P.O. #: 997577
Sampler Initials: DH

TEST SUMMARY

BV Labs ID: QPG348
Sample ID: MW-IPD-01D-DUP-1
Matrix: Ground Water

Collected: 2021/09/05
Shipped:
Received: 2021/09/08

Test Description	Instrumentation	Batch	Extracted	Date Analyzed	Analyst
Cyanide (Free)	SPEC	7583956	2021/09/14	2021/09/14	Taylor Mullings
Hardness Total (calculated as CaCO3)	CALC	7584997	N/A	2021/09/15	Automated Statchk
Hardness (calculated as CaCO3)	CALC	7585000	N/A	2021/09/15	Automated Statchk
Na, K, Ca, Mg, S by CRC ICPMS (diss.)	ICP	7585001	N/A	2021/09/15	Automated Statchk
Elements by ICPMS Low Level (dissolved)	ICP/MS	7585002	N/A	2021/09/15	Andrew An
Na, K, Ca, Mg, S by CRC ICPMS (total)	ICP	7584998	N/A	2021/09/15	Automated Statchk
Elements by ICPMS Low Level (total)	ICP/MS	7577529	N/A	2021/09/14	Andrew An
Ammonia-N Low Level	KONE/UVVS	7589133	2021/09/12	2021/09/12	Shanna McKort
Orthophosphate by Konelab (low level)	KONE	7589130	N/A	2021/09/13	Serena Tian
Silica (Reactive)	KONE	7586943	N/A	2021/09/19	Serena Tian
Total Dissolved Solids (Calc. from EC)	CALC	7589131	N/A	2021/09/16	Automated Statchk
Total Phosphorus Low Level Total	KONE	7577174	2021/09/13	2021/09/13	Serena Tian
Ammonium as NH4+	CALC/NH3	7567961	N/A	2021/09/13	Automated Statchk
Nitrate (NO3) and Nitrite (NO2) in Water	LACH	7570474	N/A	2021/09/13	Chandra Nandlal
pH	AT	7572466	2021/09/11	2021/09/13	Surinder Rai
Field Measured Dissolved Oxygen	PH	ONSITE	N/A	2021/09/09	Jimmy Liu
Salinity		7578025	N/A	2021/09/15	Brent Boudreau
Total Dissolved Solids	BAL	7573910	2021/09/13	2021/09/14	Sandeep Kaur
Field Measured Dissolved Oxygen	PH	ONSITE	N/A	2021/09/09	Jimmy Liu
Total Kjeldahl Nitrogen in Water	SKAL	7574345	2021/09/13	2021/09/14	Rajni Tyagi
Total Organic Carbon (TOC)	TOCV/NDIR	7574212	N/A	2021/09/14	Julianna Castiglione
Low Level Total Suspended Solids	BAL	7570211	2021/09/13	2021/09/14	Sandeep Kaur
Turbidity	AT	7570790	N/A	2021/09/13	Neil Dassanayake
Turbidity - On-site	TURB	ONSITE	N/A	2021/09/09	Jimmy Liu
Un-ionized Ammonia	CALC/NH3	7567205	2021/09/13	2021/09/13	Automated Statchk

BV Labs ID: QPG348 Dup
Sample ID: MW-IPD-01D-DUP-1
Matrix: Ground Water

Collected: 2021/09/05
Shipped:
Received: 2021/09/08

Test Description	Instrumentation	Batch	Extracted	Date Analyzed	Analyst
Alkalinity	AT	7572465	N/A	2021/09/13	Surinder Rai
Conductivity	AT	7572464	N/A	2021/09/13	Surinder Rai
Dissolved Organic Carbon (DOC)	TOCV/NDIR	7572481	N/A	2021/09/13	Julianna Castiglione
Fluoride	ISE	7572467	2021/09/11	2021/09/13	Surinder Rai
pH	AT	7572466	2021/09/11	2021/09/13	Surinder Rai

BV Labs ID: QPG349
Sample ID: FB-21-2
Matrix: Water

Collected: 2021/09/04
Shipped:
Received: 2021/09/08

Test Description	Instrumentation	Batch	Extracted	Date Analyzed	Analyst
Alkalinity	AT	7572465	N/A	2021/09/13	Surinder Rai
Carbonate, Bicarbonate and Hydroxide	CALC	7566926	N/A	2021/09/14	Automated Statchk

BV Labs Job #: C1P8359
Report Date: 2021/09/27

Agnico Eagle
Client Project #: 21452766
Site Location: Meadowbank GW
Your P.O. #: 997577
Sampler Initials: DH

TEST SUMMARY

BV Labs ID: QPG349
Sample ID: FB-21-2
Matrix: Water

Collected: 2021/09/04
Shipped:
Received: 2021/09/08

Test Description	Instrumentation	Batch	Extracted	Date Analyzed	Analyst
Conductivity	AT	7572464	N/A	2021/09/13	Surinder Rai
Free (WAD) Cyanide	SKAL/CN	7578284	N/A	2021/09/15	Aditiben Patel
Total Cyanide	SKAL/CN	7578220	2021/09/15	2021/09/15	Aditiben Patel
Dissolved Organic Carbon (DOC)	TOCV/NDIR	7573633	N/A	2021/09/13	Julianna Castiglione
Fluoride	ISE	7572467	2021/09/11	2021/09/13	Surinder Rai
Mercury in Water by CVAA	CV/AA	7573557	2021/09/13	2021/09/13	Gagandeep Rai
Dissolved Mercury (low level)	CV/AA	7573247	2021/09/13	2021/09/13	Gagandeep Rai
Mercury (low level)	CV/AA	7573908	2021/09/13	2021/09/13	Gagandeep Rai
Bromide in water by IC	IC/UV	7589129	N/A	2021/09/13	Kathleen Dalton
Low Level Chloride and Sulphate by AC	KONE	7589132	N/A	2021/09/15	Marjolen Busslinger
Cyanide (Free)	SPEC	7583956	2021/09/14	2021/09/14	Taylor Mullings
Hardness Total (calculated as CaCO3)	CALC	7584997	N/A	2021/09/15	Automated Statchk
Hardness (calculated as CaCO3)	CALC	7585000	N/A	2021/09/15	Automated Statchk
Na, K, Ca, Mg, S by CRC ICPMS (diss.)	ICP	7585001	N/A	2021/09/15	Automated Statchk
Elements by ICPMS Low Level (dissolved)	ICP/MS	7585002	N/A	2021/09/15	Andrew An
Na, K, Ca, Mg, S by CRC ICPMS (total)	ICP	7584998	N/A	2021/09/15	Automated Statchk
Elements by ICPMS Low Level (total)	ICP/MS	7577529	N/A	2021/09/14	Andrew An
Ammonia-N Low Level	KONE/UVVS	7589092	2021/09/16	2021/09/16	Ian Bullecer
Orthophosphate by Konelab (low level)	KONE	7589130	N/A	2021/09/13	Serena Tian
Silica (Reactive)	KONE	7586943	N/A	2021/09/19	Serena Tian
Total Dissolved Solids (Calc. from EC)	CALC	7589131	N/A	2021/09/16	Automated Statchk
Total Phosphorus Low Level Total	KONE	7589134	2021/09/15	2021/09/15	Fadia Mostafa
Nitrate (NO3) and Nitrite (NO2) in Water	LACH	7570485	N/A	2021/09/12	Amanpreet Sappal
pH	AT	7572466	2021/09/11	2021/09/13	Surinder Rai
Salinity		7578025	N/A	2021/09/15	Brent Boudreau
Total Dissolved Solids	BAL	7572558	2021/09/11	2021/09/13	Shaneil Hall
Total Kjeldahl Nitrogen in Water	SKAL	7570602	2021/09/10	2021/09/14	Rajni Tyagi
Total Organic Carbon (TOC)	TOCV/NDIR	7573427	N/A	2021/09/13	Julianna Castiglione
Low Level Total Suspended Solids	BAL	7570211	2021/09/13	2021/09/14	Sandeep Kaur
Turbidity	AT	7570790	N/A	2021/09/13	Neil Dassanayake

BV Labs Job #: C1P8359
Report Date: 2021/09/27

Agnico Eagle
Client Project #: 21452766
Site Location: Meadowbank GW
Your P.O. #: 997577
Sampler Initials: DH

GENERAL COMMENTS

Each temperature is the average of up to three cooler temperatures taken at receipt

Package 1	14.3°C
Package 2	16.3°C
Package 3	17.3°C
Package 4	15.3°C
Package 5	16.3°C
Package 6	15.0°C
Package 7	14.3°C
Package 8	14.0°C
Package 9	13.3°C
Package 10	16.3°C
Package 11	13.3°C
Package 12	13.0°C
Package 13	14.3°C

Sample QPG345 [MW-16-01] : Sample was analyzed past method specified hold time for Orthophosphate by Konelab (low level). Exceedance of hold time increases the uncertainty of test results but does not necessarily imply that results are compromised.

Sample QPG346 [MW-16-01-DUP-1] : Sample was analyzed past method specified hold time for Orthophosphate by Konelab (low level). Exceedance of hold time increases the uncertainty of test results but does not necessarily imply that results are compromised.

Sample QPG347 [MW-IPD-01D] : TOC< DOC: Both values fall within the method uncertainty for duplicates and are likely equivalent. Sample was analyzed past method specified hold time for Orthophosphate by Konelab (low level). Exceedance of hold time increases the uncertainty of test results but does not necessarily imply that results are compromised.

Sample QPG348 [MW-IPD-01D-DUP-1] : Sample was analyzed past method specified hold time for Orthophosphate by Konelab (low level). Exceedance of hold time increases the uncertainty of test results but does not necessarily imply that results are compromised.

Sample QPG349 [FB-21-2] : Sample was analyzed past method specified hold time for Orthophosphate by Konelab (low level). Exceedance of hold time increases the uncertainty of test results but does not necessarily imply that results are compromised.

Sample QPG345, Elements by ICPMS Low Level (dissolved): Test repeated.

Results relate only to the items tested.

BV Labs Job #: C1P8359
Report Date: 2021/09/27

QUALITY ASSURANCE REPORT

Agnico Eagle
Client Project #: 21452766
Site Location: Meadowbank GW
Your P.O. #: 997577
Sampler Initials: DH

			Matrix Spike		SPIKED BLANK		Method Blank		RPD		QC Standard	
QC Batch	Parameter	Date	% Recovery	QC Limits	% Recovery	QC Limits	Value	UNITS	Value (%)	QC Limits	% Recovery	QC Limits
7569790	Turbidity	2021/09/10			93	85 - 115	<0.1	NTU	0.53	20		
7569802	Nitrate (N)	2021/09/12	107	80 - 120	109	80 - 120	<0.10	mg/L	2.3	20		
7569802	Nitrite (N)	2021/09/12	141 (1)	80 - 120	104	80 - 120	<0.010	mg/L	NC	20		
7570052	Turbidity	2021/09/10			91	85 - 115	<0.1	NTU	4.7	20		
7570211	Total Suspended Solids	2021/09/14					<1	mg/L	NC	25	96	85 - 115
7570271	Alkalinity (Total as CaCO3)	2021/09/10			97	85 - 115	<1.0	mg/L	2.0	20		
7570287	Fluoride (F-)	2021/09/10	102	80 - 120	102	80 - 120	<0.10	mg/L	NC	20		
7570474	Nitrate (N)	2021/09/13	109	80 - 120	106	80 - 120	<0.10	mg/L	NC	20		
7570474	Nitrite (N)	2021/09/13	91	80 - 120	105	80 - 120	<0.010	mg/L	NC	20		
7570485	Nitrate (N)	2021/09/12	108	80 - 120	109	80 - 120	<0.10	mg/L	0.83	20		
7570485	Nitrite (N)	2021/09/12	100	80 - 120	104	80 - 120	<0.010	mg/L	NC	20		
7570602	Total Kjeldahl Nitrogen (TKN)	2021/09/14	100	80 - 120	99	80 - 120	<0.10	mg/L	2.0	20	100	80 - 120
7570790	Turbidity	2021/09/13			95	85 - 115	<0.1	NTU	NC	20		
7571182	Alkalinity (Total as CaCO3)	2021/09/13			97	85 - 115	<1.0	mg/L	0.51	20		
7571194	Conductivity	2021/09/13			101	85 - 115	<0.001	mS/cm	0.16	25		
7571197	pH	2021/09/13			101	98 - 103			1.3	N/A		
7572464	Conductivity	2021/09/13			102	85 - 115	<0.001	mS/cm	0.80	25		
7572465	Alkalinity (Total as CaCO3)	2021/09/13			97	85 - 115	<1.0	mg/L	0.23	20		
7572466	pH	2021/09/13			101	98 - 103			1.1	N/A		
7572467	Fluoride (F-)	2021/09/13	104	80 - 120	104	80 - 120	<0.10	mg/L	0.93	20		
7572481	Dissolved Organic Carbon	2021/09/13	95	80 - 120	96	80 - 120	<0.40	mg/L	0.95	20		
7572558	Total Dissolved Solids	2021/09/13					<10	mg/L	5.4	25	102	90 - 110
7573247	Dissolved Mercury (Hg)	2021/09/13	97	75 - 125	95	80 - 120	<0.00001	mg/L	NC	20		
7573427	Total Organic Carbon (TOC)	2021/09/13	95	80 - 120	96	80 - 120	<0.40	mg/L	2.3	20		
7573557	Mercury (Hg)	2021/09/13	95	75 - 125	95	80 - 120	<0.00010	mg/L	NC	20		
7573633	Dissolved Organic Carbon	2021/09/13	93	80 - 120	95	80 - 120	<0.40	mg/L	0.23	20		
7573908	Mercury (Hg)	2021/09/13	96	75 - 125	97	80 - 120	<0.00001	mg/L	NC	20		
7573910	Total Dissolved Solids	2021/09/14					<10	mg/L	0	25	100	90 - 110
7574212	Total Organic Carbon (TOC)	2021/09/14	94	80 - 120	95	80 - 120	<0.40	mg/L	0.57	20		
7574345	Total Kjeldahl Nitrogen (TKN)	2021/09/14	101	80 - 120	101	80 - 120	<0.10	mg/L	0	20	101	80 - 120
7577174	Total Phosphorus (P)	2021/09/13	98	80 - 120	94	80 - 120	<0.0010	mg/L			91	80 - 120

BV Labs Job #: C1P8359
Report Date: 2021/09/27

QUALITY ASSURANCE REPORT(CONT'D)

Agnico Eagle
Client Project #: 21452766
Site Location: Meadowbank GW
Your P.O. #: 997577
Sampler Initials: DH

			Matrix Spike		SPIKED BLANK		Method Blank		RPD		QC Standard	
QC Batch	Parameter	Date	% Recovery	QC Limits	% Recovery	QC Limits	Value	UNITS	Value (%)	QC Limits	% Recovery	QC Limits
7577529	Total Aluminum (Al)	2021/09/14	96	80 - 120	98	80 - 120	<0.50	ug/L	0.83	20		
7577529	Total Antimony (Sb)	2021/09/14	104	80 - 120	104	80 - 120	<0.020	ug/L	5.8	20		
7577529	Total Arsenic (As)	2021/09/14	101	80 - 120	104	80 - 120	<0.020	ug/L	0.29	20		
7577529	Total Barium (Ba)	2021/09/14	102	80 - 120	103	80 - 120	<0.020	ug/L	2.3	20		
7577529	Total Beryllium (Be)	2021/09/14	93	80 - 120	104	80 - 120	<0.010	ug/L	NC	20		
7577529	Total Bismuth (Bi)	2021/09/14	97	80 - 120	100	80 - 120	<0.0050	ug/L	NC	20		
7577529	Total Boron (B)	2021/09/14	95	80 - 120	102	80 - 120	<10	ug/L	NC	20		
7577529	Total Cadmium (Cd)	2021/09/14	103	80 - 120	103	80 - 120	<0.0050	ug/L	NC	20		
7577529	Total Chromium (Cr)	2021/09/14	94	80 - 120	93	80 - 120	<0.10	ug/L	NC	20		
7577529	Total Cobalt (Co)	2021/09/14	97	80 - 120	97	80 - 120	<0.0050	ug/L	1.8	20		
7577529	Total Copper (Cu)	2021/09/14	92	80 - 120	93	80 - 120	<0.050	ug/L	0.43	20		
7577529	Total Iron (Fe)	2021/09/14	102	80 - 120	100	80 - 120	<1.0	ug/L	1.3	20		
7577529	Total Lead (Pb)	2021/09/14	98	80 - 120	100	80 - 120	<0.0050	ug/L	7.1	20		
7577529	Total Lithium (Li)	2021/09/14	87	80 - 120	100	80 - 120	<0.50	ug/L	NC	20		
7577529	Total Manganese (Mn)	2021/09/14	94	80 - 120	94	80 - 120	<0.050	ug/L	0.13	20		
7577529	Total Molybdenum (Mo)	2021/09/14	107	80 - 120	108	80 - 120	<0.050	ug/L	NC	20		
7577529	Total Nickel (Ni)	2021/09/14	98	80 - 120	98	80 - 120	<0.020	ug/L	3.6	20		
7577529	Total Selenium (Se)	2021/09/14	101	80 - 120	101	80 - 120	<0.040	ug/L	5.8	20		
7577529	Total Silicon (Si)	2021/09/14	96	80 - 120	101	80 - 120	<50	ug/L	1.1	20		
7577529	Total Silver (Ag)	2021/09/14	101	80 - 120	99	80 - 120	<0.0050	ug/L	NC	20		
7577529	Total Strontium (Sr)	2021/09/14	106	80 - 120	99	80 - 120	<0.050	ug/L	2.1	20		
7577529	Total Thallium (Tl)	2021/09/14	98	80 - 120	100	80 - 120	<0.0020	ug/L	NC	20		
7577529	Total Tin (Sn)	2021/09/14	103	80 - 120	103	80 - 120	<0.20	ug/L	NC	20		
7577529	Total Titanium (Ti)	2021/09/14	103	80 - 120	104	80 - 120	<0.50	ug/L	NC	20		
7577529	Total Uranium (U)	2021/09/14	100	80 - 120	101	80 - 120	<0.0020	ug/L	6.9	20		
7577529	Total Vanadium (V)	2021/09/14	94	80 - 120	92	80 - 120	<0.20	ug/L	NC	20		
7577529	Total Zinc (Zn)	2021/09/14	102	80 - 120	102	80 - 120	<0.10	ug/L	1.9	20		
7577529	Total Zirconium (Zr)	2021/09/14	107	80 - 120	106	80 - 120	<0.10	ug/L	NC	20		
7578025	Salinity	2021/09/15					<2.0	N/A	NC	25	101	80 - 120
7578126	Dissolved Mercury (Hg)	2021/09/15	93	75 - 125	93	80 - 120	<0.00010	mg/L	NC	20		
7578220	Total Cyanide (CN)	2021/09/15	NC	80 - 120	104	80 - 120	<0.0050	mg/L	2.8	20		

BV Labs Job #: C1P8359
Report Date: 2021/09/27

QUALITY ASSURANCE REPORT(CONT'D)

Agnico Eagle
Client Project #: 21452766
Site Location: Meadowbank GW
Your P.O. #: 997577
Sampler Initials: DH

			Matrix Spike		SPIKED BLANK		Method Blank		RPD		QC Standard	
QC Batch	Parameter	Date	% Recovery	QC Limits	% Recovery	QC Limits	Value	UNITS	Value (%)	QC Limits	% Recovery	QC Limits
7578284	WAD Cyanide (Free)	2021/09/15	110	80 - 120	110	80 - 120	<0.0010	mg/L	3.8	20		
7583956	Free Cyanide (CN)	2021/09/14	99	80 - 120	98	80 - 120	<1.0	ug/L				
7584999	Total Aluminum (Al)	2021/09/15	104	80 - 120	104	80 - 120	<3.0	ug/L	NC	20		
7584999	Total Antimony (Sb)	2021/09/15	105	80 - 120	103	80 - 120	<0.020	ug/L	NC	20		
7584999	Total Arsenic (As)	2021/09/15	108	80 - 120	101	80 - 120	<0.020	ug/L	1.1	20		
7584999	Total Barium (Ba)	2021/09/15	104	80 - 120	101	80 - 120	<0.050	ug/L	1.6	20		
7584999	Total Beryllium (Be)	2021/09/15	98	80 - 120	103	80 - 120	<0.010	ug/L	NC	20		
7584999	Total Bismuth (Bi)	2021/09/15	100	80 - 120	100	80 - 120	<0.010	ug/L	NC	20		
7584999	Total Boron (B)	2021/09/15	106	80 - 120	109	80 - 120	<10	ug/L	1.0	20		
7584999	Total Cadmium (Cd)	2021/09/15	106	80 - 120	103	80 - 120	<0.0050	ug/L	NC	20		
7584999	Total Chromium (Cr)	2021/09/15	99	80 - 120	96	80 - 120	<0.10	ug/L	7.7	20		
7584999	Total Cobalt (Co)	2021/09/15	98	80 - 120	97	80 - 120	<0.010	ug/L	0.49	20		
7584999	Total Copper (Cu)	2021/09/15	93	80 - 120	95	80 - 120	<0.10	ug/L	NC	20		
7584999	Total Iron (Fe)	2021/09/15	106	80 - 120	104	80 - 120	<5.0	ug/L	0.86	20		
7584999	Total Lead (Pb)	2021/09/15	103	80 - 120	101	80 - 120	<0.020	ug/L	3.9	20		
7584999	Total Lithium (Li)	2021/09/15	91	80 - 120	99	80 - 120	<0.50	ug/L	0.41	20		
7584999	Total Manganese (Mn)	2021/09/15	NC	80 - 120	100	80 - 120	<0.10	ug/L	0.33	20		
7584999	Total Molybdenum (Mo)	2021/09/15	115	80 - 120	106	80 - 120	<0.050	ug/L	2.3	20		
7584999	Total Nickel (Ni)	2021/09/15	100	80 - 120	100	80 - 120	<0.10	ug/L	1.6	20		
7584999	Total Selenium (Se)	2021/09/15	110	80 - 120	105	80 - 120	<0.040	ug/L	NC	20		
7584999	Total Silicon (Si)	2021/09/15	117	80 - 120	107	80 - 120	<50	ug/L	0.13	20		
7584999	Total Silver (Ag)	2021/09/15	103	80 - 120	101	80 - 120	<0.010	ug/L	NC	20		
7584999	Total Strontium (Sr)	2021/09/15	NC	80 - 120	94	80 - 120	<0.050	ug/L	4.1	20		
7584999	Total Thallium (Tl)	2021/09/15	105	80 - 120	100	80 - 120	<0.0020	ug/L	NC	20		
7584999	Total Tin (Sn)	2021/09/15	106	80 - 120	103	80 - 120	<0.20	ug/L	NC	20		
7584999	Total Titanium (Ti)	2021/09/15	112	80 - 120	105	80 - 120	<2.0	ug/L	NC	20		
7584999	Total Uranium (U)	2021/09/15	112	80 - 120	104	80 - 120	<0.0050	ug/L	0.017	20		
7584999	Total Vanadium (V)	2021/09/15	102	80 - 120	96	80 - 120	<0.20	ug/L	NC	20		
7584999	Total Zinc (Zn)	2021/09/15	NC	80 - 120	100	80 - 120	<1.0	ug/L	2.9	20		
7584999	Total Zirconium (Zr)	2021/09/15	136 (1)	80 - 120	104	80 - 120	<0.10	ug/L	NC	20		
7585002	Dissolved Aluminum (Al)	2021/09/15	NC	80 - 120	102	80 - 120	<0.50	ug/L				

BV Labs Job #: C1P8359
Report Date: 2021/09/27

QUALITY ASSURANCE REPORT(CONT'D)

Agnico Eagle
Client Project #: 21452766
Site Location: Meadowbank GW
Your P.O. #: 997577
Sampler Initials: DH

			Matrix Spike		SPIKED BLANK		Method Blank		RPD		QC Standard	
QC Batch	Parameter	Date	% Recovery	QC Limits	% Recovery	QC Limits	Value	UNITS	Value (%)	QC Limits	% Recovery	QC Limits
7585002	Dissolved Antimony (Sb)	2021/09/15	103	80 - 120	103	80 - 120	<0.020	ug/L				
7585002	Dissolved Arsenic (As)	2021/09/15	100	80 - 120	101	80 - 120	<0.020	ug/L				
7585002	Dissolved Barium (Ba)	2021/09/15	100	80 - 120	101	80 - 120	<0.020	ug/L				
7585002	Dissolved Beryllium (Be)	2021/09/15	94	80 - 120	103	80 - 120	<0.010	ug/L				
7585002	Dissolved Bismuth (Bi)	2021/09/15	95	80 - 120	97	80 - 120	<0.0050	ug/L				
7585002	Dissolved Boron (B)	2021/09/15	98	80 - 120	104	80 - 120	<10	ug/L				
7585002	Dissolved Cadmium (Cd)	2021/09/15	100	80 - 120	102	80 - 120	<0.0050	ug/L				
7585002	Dissolved Chromium (Cr)	2021/09/15	95	80 - 120	98	80 - 120	<0.10	ug/L				
7585002	Dissolved Cobalt (Co)	2021/09/15	NC	80 - 120	102	80 - 120	<0.0050	ug/L				
7585002	Dissolved Copper (Cu)	2021/09/15	NC	80 - 120	96	80 - 120	<0.050	ug/L				
7585002	Dissolved Iron (Fe)	2021/09/15	NC	80 - 120	102	80 - 120	<1.0	ug/L				
7585002	Dissolved Lead (Pb)	2021/09/15	NC	80 - 120	99	80 - 120	<0.0050	ug/L				
7585002	Dissolved Lithium (Li)	2021/09/15	NC	80 - 120	102	80 - 120	<0.50	ug/L				
7585002	Dissolved Manganese (Mn)	2021/09/15	NC	80 - 120	97	80 - 120	<0.050	ug/L				
7585002	Dissolved Molybdenum (Mo)	2021/09/15	101	80 - 120	100	80 - 120	<0.050	ug/L				
7585002	Dissolved Nickel (Ni)	2021/09/15	NC	80 - 120	99	80 - 120	<0.020	ug/L				
7585002	Dissolved Phosphorus (P)	2021/09/15	105	80 - 120	106	80 - 120	<2.0	ug/L				
7585002	Dissolved Selenium (Se)	2021/09/15	101	80 - 120	101	80 - 120	<0.040	ug/L				
7585002	Dissolved Silicon (Si)	2021/09/15	106	80 - 120	107	80 - 120	<50	ug/L				
7585002	Dissolved Silver (Ag)	2021/09/15	97	80 - 120	98	80 - 120	<0.0050	ug/L				
7585002	Dissolved Strontium (Sr)	2021/09/15	NC	80 - 120	97	80 - 120	<0.050	ug/L				
7585002	Dissolved Thallium (Tl)	2021/09/15	100	80 - 120	96	80 - 120	<0.0020	ug/L				
7585002	Dissolved Tin (Sn)	2021/09/15	101	80 - 120	103	80 - 120	<0.20	ug/L				
7585002	Dissolved Titanium (Ti)	2021/09/15	102	80 - 120	101	80 - 120	<0.50	ug/L				
7585002	Dissolved Uranium (U)	2021/09/15	103	80 - 120	98	80 - 120	<0.0020	ug/L				
7585002	Dissolved Vanadium (V)	2021/09/15	98	80 - 120	98	80 - 120	<0.20	ug/L				
7585002	Dissolved Zinc (Zn)	2021/09/15	NC	80 - 120	106	80 - 120	<0.10	ug/L				
7585002	Dissolved Zirconium (Zr)	2021/09/15	103	80 - 120	101	80 - 120	<0.10	ug/L				
7585003	Dissolved Chromium (Cr)	2021/09/17			97	80 - 120	<0.10	ug/L				
7585003	Dissolved Thallium (Tl)	2021/09/17			97	80 - 120	<0.0020	ug/L				
7586943	Reactive Silica (SiO2)	2021/09/19	NC	80 - 120	101	80 - 120	<0.050	mg/L				

BV Labs Job #: C1P8359
Report Date: 2021/09/27

QUALITY ASSURANCE REPORT(CONT'D)

Agnico Eagle
Client Project #: 21452766
Site Location: Meadowbank GW
Your P.O. #: 997577
Sampler Initials: DH

			Matrix Spike		SPIKED BLANK		Method Blank		RPD		QC Standard	
QC Batch	Parameter	Date	% Recovery	QC Limits	% Recovery	QC Limits	Value	UNITS	Value (%)	QC Limits	% Recovery	QC Limits
7589092	Total Nitrogen (Ammonia Nitrogen)	2021/09/16	85	N/A	102	N/A	<0.0050	mg/L				
7589093	Orthophosphate (P)	2021/09/20	101	80 - 120	113	80 - 120	<0.0010	mg/L				
7589094	Total Phosphorus (P)	2021/09/20	NC	80 - 120	99	80 - 120	<0.0010	mg/L			94	80 - 120
7589129	Dissolved Bromide (Br-)	2021/09/13	NC	80 - 120	99	80 - 120	<0.010	mg/L	6.5	20		
7589130	Orthophosphate (P)	2021/09/13	85	80 - 120	111	80 - 120	<0.0010	mg/L				
7589132	Dissolved Chloride (Cl-)	2021/09/15	105	80 - 120	104	80 - 120	0.59, RDL=0.50 (2)	mg/L				
7589132	Dissolved Sulphate (SO4)	2021/09/15	104	80 - 120	101	80 - 120	<0.50	mg/L				
7589133	Total Nitrogen (Ammonia Nitrogen)	2021/09/12	101	N/A	97	N/A	<0.0050	mg/L				
7589134	Total Phosphorus (P)	2021/09/15	92	80 - 120	97	80 - 120	<0.0010	mg/L			95	80 - 120

N/A = Not Applicable

Duplicate: Paired analysis of a separate portion of the same sample. Used to evaluate the variance in the measurement.

Matrix Spike: A sample to which a known amount of the analyte of interest has been added. Used to evaluate sample matrix interference.

QC Standard: A sample of known concentration prepared by an external agency under stringent conditions. Used as an independent check of method accuracy.

Spiked Blank: A blank matrix sample to which a known amount of the analyte, usually from a second source, has been added. Used to evaluate method accuracy.

Method Blank: A blank matrix containing all reagents used in the analytical procedure. Used to identify laboratory contamination.

NC (Matrix Spike): The recovery in the matrix spike was not calculated. The relative difference between the concentration in the parent sample and the spike amount was too small to permit a reliable recovery calculation (matrix spike concentration was less than the native sample concentration)

NC (Duplicate RPD): The duplicate RPD was not calculated. The concentration in the sample and/or duplicate was too low to permit a reliable RPD calculation (absolute difference <= 2x RDL).

(1) Recovery or RPD for this parameter is outside control limits. The overall quality control for this analysis meets acceptability criteria.

(2) Method blank <2XRDL.

BV Labs Job #: C1P8359
Report Date: 2021/09/27

Agnico Eagle
Client Project #: 21452766
Site Location: Meadowbank GW
Your P.O. #: 997577
Sampler Initials: DH

VALIDATION SIGNATURE PAGE

The analytical data and all QC contained in this report were reviewed and validated by:

Brad Newman, B.Sc., C.Chem., Scientific Service Specialist

Ghayasuddin Khan, M.Sc., P.Chem., QP, Scientific Specialist, Inorganics

Mike MacGillivray, Scientific Specialist (Inorganics)

Sandy Yuan, M.Sc., QP, Scientific Specialist

BV Labs has procedures in place to guard against improper use of the electronic signature and have the required "signatories", as per ISO/IEC 17025, signing the reports. For Service Group specific validation please refer to the Validation Signature Page.

BV Labs Job #: C1P8359
Report Date: 2021/09/27

Agnico Eagle
Client Project #: 21452766
Site Location: Meadowbank GW
Your P.O. #: 997577
Sampler Initials: DH

Exceedance Summary Table – Metal Mining Effluent Reg

Result Exceedances

Sample ID	BV Labs ID	Parameter	Criteria	Result	DL	UNITS
No Exceedances						

The exceedance summary table is for information purposes only and should not be considered a comprehensive listing or statement of conformance to applicable regulatory guidelines.

Bureau Veritas Laboratories 100 – 36 Antares Dr. Nepean, ON, K2E 7W5 Phone: 613-274-0573 Website: www.bvlabs.com

Appendix C-VI Analytical Report No. C1P9953

Monitoring Location	Golder Sample ID	Lab Sample ID
MW-IPD-09	MW-IPD-09	QPP191
	MW-IPD-09-DUP-1	QPP192
MW-IPD-01(s)	MW-IPD-01S	QPP193

Your P.O. #: 997577
Your Project #: 21452766
Site Location: Meadowbank GW
Your C.O.C. #: 402892

Attention: Reporting

Agnico Eagle
Meadowbank
Meadowbank
Keewatin, NU
CANADA P0X 0A1

Report Date: 2021/10/14
Report #: R6852374
Version: 2 - Revision

CERTIFICATE OF ANALYSIS – REVISED REPORT

BV LABS JOB #: C1P9953
Received: 2021/09/09, 11:00

Sample Matrix: Water
Samples Received: 3

Analyses	Quantity	Date Extracted	Date Analyzed	Laboratory Method	Analytical Method
Alkalinity (1)	3	N/A	2021/09/14	CAM SOP-00448	SM 23 2320 B m
Carbonate, Bicarbonate and Hydroxide (1)	3	N/A	2021/09/15	CAM SOP-00102	APHA 4500-CO2 D
Conductivity (1)	3	N/A	2021/09/14	CAM SOP-00414	SM 23 2510 m
Free (WAD) Cyanide (1)	3	N/A	2021/09/15	CAM SOP-00457	OMOE E3015 m
Total Cyanide (1)	3	2021/09/15	2021/09/15	CAM SOP-00457	OMOE E3015 5 m
Dissolved Organic Carbon (DOC) (1, 5)	3	N/A	2021/09/13	CAM SOP-00446	SM 23 5310 B m
Fluoride (1)	3	2021/09/13	2021/09/14	CAM SOP-00449	SM 23 4500-F C m
Dissolved Mercury (low level) (1)	2	2021/09/13	2021/09/13	CAM SOP-00453	EPA 7470 m
Dissolved Mercury (low level) (1)	1	2021/09/14	2021/09/14	CAM SOP-00453	EPA 7470 m
Mercury (low level) (1)	1	2021/09/13	2021/09/13	CAM SOP-00453	EPA 7470 m
Mercury (low level) (1)	2	2021/09/13	2021/09/14	CAM SOP-00453	EPA 7470 m
Bromide in water by IC (2)	3	N/A	2021/09/16		
Low Level Chloride and Sulphate by AC (2)	3	N/A	2021/09/16	AB SOP-00020 / AB SOP-00018	SM23 4500-CL/SO4-E m
Cyanide (Free) (2)	3	2021/09/15	2021/09/15	CAL SOP-00266	EPA 9016d R0 m
Hardness Total (calculated as CaCO3) (3, 6)	3	N/A	2021/09/16	BBY WI-00033	Auto Calc
Hardness (calculated as CaCO3) (3)	3	N/A	2021/09/17	BBY WI-00033	Auto Calc
Na, K, Ca, Mg, S by CRC ICPMS (diss.) (3)	3	N/A	2021/09/17	BBY WI-00033	Auto Calc
Elements by ICPMS Low Level (dissolved) (3)	3	N/A	2021/09/16	BBY7SOP-00002	EPA 6020B R2 m
Na, K, Ca, Mg, S by CRC ICPMS (total) (3)	3	N/A	2021/09/16	BBY WI-00033	Auto Calc
Elements by ICPMS Low Level (total) (3)	3	N/A	2021/09/16	BBY7SOP-00002	EPA 6020B R2 m
Ammonia-N Low Level (2)	3	2021/09/16	2021/09/16	AB SOP-00007	SM23 4500 NH3 A G m
Orthophosphate by Konelab (low level) (2)	2	N/A	2021/09/15		
Orthophosphate by Konelab (low level) (2)	1	N/A	2021/09/20		
Silica (Reactive) (2)	3	N/A	2021/09/19	AB SOP-00011	EPA370.1 R1978 m
Total Dissolved Solids (Calc. from EC) (2)	3	N/A	2021/09/17		Auto Calc
Total Phosphorus Low Level Total (2)	2	2021/09/16	2021/09/16	AB SOP-00024	SM 23 4500-P A,B,F m
Total Phosphorus Low Level Total (2)	1	2021/09/20	2021/09/20	AB SOP-00024	SM 23 4500-P A,B,F m
Ammonium as NH4+ (1)	3	N/A	2021/09/16		
Nitrate (NO3) and Nitrite (NO2) in Water (1, 7)	3	N/A	2021/09/14	CAM SOP-00440	SM 23 4500-NO3I/NO2B
pH (1)	3	2021/09/13	2021/09/14	CAM SOP-00413	SM 4500H+ B m

Your P.O. #: 997577
Your Project #: 21452766
Site Location: Meadowbank GW
Your C.O.C. #: 402892

Attention: Reporting

Agnico Eagle
Meadowbank
Meadowbank
Keewatin, NU
CANADA P0X 0A1

Report Date: 2021/10/14
Report #: R6852374
Version: 2 - Revision

CERTIFICATE OF ANALYSIS – REVISED REPORT

BV LABS JOB #: C1P9953
Received: 2021/09/09, 11:00

Sample Matrix: Water
Samples Received: 3

Analyses	Quantity	Date Extracted	Date Analyzed	Laboratory Method	Analytical Method
Field Measured pH (1, 8)	3	N/A	2021/09/10		Field pH Meter
Salinity (4, 9)	3	N/A	2021/09/15		SM 22 2520B
Total Dissolved Solids (1)	3	2021/09/13	2021/09/14	CAM SOP-00428	SM 23 2540C m
Field Temperature (1, 8)	3	N/A	2021/09/10		Field Thermometer
Total Kjeldahl Nitrogen in Water (1)	3	2021/09/14	2021/09/15	CAM SOP-00938	OMOE E3516 m
Total Organic Carbon (TOC) (1, 10)	3	N/A	2021/09/14	CAM SOP-00446	SM 23 5310B m
Low Level Total Suspended Solids (1)	3	2021/09/13	2021/09/14	CAM SOP-00428	SM 23 2540D m
Turbidity (1)	3	N/A	2021/09/13	CAM SOP-00417	SM 23 2130 B m
Un-ionized Ammonia (1)	3	2021/09/10	2021/09/16	Auto Calc.	PWQO

Remarks:

Bureau Veritas is accredited to ISO/IEC 17025 for specific parameters on scopes of accreditation. Unless otherwise noted, procedures used by Bureau Veritas are based upon recognized Provincial, Federal or US method compendia such as CCME, MELCC, EPA, APHA.

All work recorded herein has been done in accordance with procedures and practices ordinarily exercised by professionals in Bureau Veritas' profession using accepted testing methodologies, quality assurance and quality control procedures (except where otherwise agreed by the client and Bureau Veritas in writing). All data is in statistical control and has met quality control and method performance criteria unless otherwise noted. All method blanks are reported; unless indicated otherwise, associated sample data are not blank corrected. Where applicable, unless otherwise noted, Measurement Uncertainty has not been accounted for when stating conformity to the referenced standard.

Bureau Veritas liability is limited to the actual cost of the requested analyses, unless otherwise agreed in writing. There is no other warranty expressed or implied. Bureau Veritas has been retained to provide analysis of samples provided by the Client using the testing methodology referenced in this report. Interpretation and use of test results are the sole responsibility of the Client and are not within the scope of services provided by Bureau Veritas, unless otherwise agreed in writing. Bureau Veritas is not responsible for the accuracy or any data impacts, that result from the information provided by the customer or their agent.

Solid sample results, except biota, are based on dry weight unless otherwise indicated. Organic analyses are not recovery corrected except for isotope dilution methods.
Results relate to samples tested. When sampling is not conducted by Bureau Veritas, results relate to the supplied samples tested.
This Certificate shall not be reproduced except in full, without the written approval of the laboratory.
Reference Method suffix "m" indicates test methods incorporate validated modifications from specific reference methods to improve performance.
* RPDs calculated using raw data. The rounding of final results may result in the apparent difference.
(1) This test was performed by Bureau Veritas Mississauga, 6740 Campobello Rd , Mississauga, ON, L5N 2L8
(2) This test was performed by Bureau Veritas Calgary (19th), 4000 19th Street NE , Calgary, AB, T2E 6P8

Your P.O. #: 997577
Your Project #: 21452766
Site Location: Meadowbank GW
Your C.O.C. #: 402892

Attention: Reporting

Agnico Eagle
Meadowbank
Meadowbank
Keewatin, NU
CANADA P0X 0A1

Report Date: 2021/10/14
Report #: R6852374
Version: 2 - Revision

CERTIFICATE OF ANALYSIS – REVISED REPORT

BV LABS JOB #: C1P9953
Received: 2021/09/09, 11:00

(3) This test was performed by Bureau Veritas Burnaby, 4606 Canada Way , Burnaby, BC, V5G 1K5
(4) This test was performed by Bureau Veritas Bedford, 200 Bluewater Rd Suite 105, Bedford, NS, B4B 1G9
(5) Dissolved Organic Carbon (DOC) present in the sample should be considered as non-purgeable DOC.
(6) "Total Hardness" was calculated from Total Ca and Mg concentrations and may be biased high (Hardness, or Dissolved Hardness, calculated from Dissolved Ca and Mg, should be used for compliance if available).
(7) Values for calculated parameters may not appear to add up due to rounding of raw data and significant figures.
(8) This is a field test, therefore, the results relate to items that were not analysed at Bureau Veritas Laboratories.
(9) Non-accredited test method
(10) Total Organic Carbon (TOC) present in the sample should be considered as non-purgeable TOC.

Encryption Key

Please direct all questions regarding this Certificate of Analysis to your Project Manager.
Katherine Szozda, Project Manager
Email: Katherine.Szozda@bureauveritas.com
Phone# (613)274-0573 Ext:7063633
==========
BV Labs has procedures in place to guard against improper use of the electronic signature and have the required "signatories", as per ISO/IEC 17025, signing the reports. For Service Group specific validation please refer to the Validation Signature Page.

BV Labs Job #: C1P9953
Report Date: 2021/10/14

Agnico Eagle
Client Project #: 21452766
Site Location: Meadowbank GW
Your P.O. #: 997577
Sampler Initials: JS

RESULTS OF ANALYSES OF WATER

BV Labs ID		QPP191	QPP192			QPP192		
Sampling Date		2021/09/06 15:15	2021/09/06 15:15			2021/09/06 15:15		
COC Number		402892	402892			402892		
	UNITS	**MW-IPD-09**	**MW-IPD-09-DUP-1**	**RDL**	**QC Batch**	**MW-IPD-09-DUP-1 Lab-Dup**	**RDL**	**QC Batch**
CONVENTIONALS								
Total Nitrogen (Ammonia Nitrogen)	mg/L	0.049	0.047	0.0050	7589092			
Calculated Parameters								
Ammonium (NH4)	mg/L	<0.05	<0.05	0.05	7572360			
Bicarb. Alkalinity (calc. as CaCO3)	mg/L	70	70	1.0	7570766			
Carb. Alkalinity (calc. as CaCO3)	mg/L	<1.0	<1.0	1.0	7570766			
Dissolved Hardness (CaCO3)	mg/L	62.6	62.2	0.50	7588166			
Total dissolved solids (calc., EC)	mg/L	140	140	10	7588898			
Total Un-ionized Ammonia	mg/L	<0.0037	<0.0037	0.0037	7570623			
Field Measurements								
Field Temperature	Celsius	18.06	18.06	N/A	ONSITE			
Field Measured pH	pH	8.27	8.27		ONSITE			
Inorganics								
Dissolved Bromide (Br-)	mg/L	0.025	0.038	0.010	7583130			
Conductivity	mS/cm	0.219	0.219	0.001	7574448	0.219	0.001	7574448
Free Cyanide (CN)	ug/L	<1.0	<1.0	1.0	7586607			
Total Dissolved Solids	mg/L	140	125	10	7573910			
Fluoride (F-)	mg/L	1.1	1.1	0.10	7574446	1.0	0.10	7574446
Total Kjeldahl Nitrogen (TKN)	mg/L	<0.10	<0.10	0.10	7576615			
Dissolved Organic Carbon	mg/L	0.83	0.81	0.40	7573571			
Total Organic Carbon (TOC)	mg/L	0.82	0.81	0.40	7576336			
Orthophosphate (P)	mg/L	0.028	0.029	0.0050	7589089			
pH	pH	8.03	7.99		7574435	8.04		7574435
Salinity	N/A	<2.0	<2.0	2.0	7578025			
Reactive Silica (SiO2)	mg/L	9.9	10	0.10	7587820			
Total Suspended Solids	mg/L	<1	<1	1	7573889			
Total Cyanide (CN)	mg/L	<0.0050	<0.0050	0.0050	7578899			
Turbidity	NTU	0.1	<0.1	0.1	7573888			
WAD Cyanide (Free)	mg/L	0.0016	<0.0010	0.0010	7578897			

RDL = Reportable Detection Limit
QC Batch = Quality Control Batch
Lab-Dup = Laboratory Initiated Duplicate
N/A = Not Applicable

BV Labs Job #: C1P9953
Report Date: 2021/10/14

Agnico Eagle
Client Project #: 21452766
Site Location: Meadowbank GW
Your P.O. #: 997577
Sampler Initials: JS

RESULTS OF ANALYSES OF WATER

BV Labs ID		QPP191	QPP192			QPP192		
Sampling Date		2021/09/06 15:15	2021/09/06 15:15			2021/09/06 15:15		
COC Number		402892	402892			402892		
	UNITS	**MW-IPD-09**	**MW-IPD-09-DUP-1**	**RDL**	**QC Batch**	**MW-IPD-09-DUP-1 Lab-Dup**	**RDL**	**QC Batch**
Alkalinity (Total as CaCO3)	mg/L	71	71	1.0	7574444	71	1.0	7574444
Dissolved Chloride (Cl-)	mg/L	1.8	1.9	0.50	7589090			
Nitrite (N)	mg/L	<0.010	<0.010	0.010	7573995			
Nitrate (N)	mg/L	<0.10	<0.10	0.10	7573995			
Dissolved Sulphate (SO4)	mg/L	35	35	0.50	7589090			
Nitrate + Nitrite (N)	mg/L	<0.10	<0.10	0.10	7573995			
Metals								
Dissolved Aluminum (Al)	ug/L	1.74	1.66	0.50	7594713			
Total Aluminum (Al)	ug/L	5.49	4.86	0.50	7594712			
Dissolved Antimony (Sb)	ug/L	0.028	0.024	0.020	7594713			
Total Antimony (Sb)	ug/L	0.026	0.033	0.020	7594712			
Dissolved Arsenic (As)	ug/L	22.0	22.1	0.020	7594713			
Total Arsenic (As)	ug/L	23.1	23.2	0.020	7594712			
Dissolved Barium (Ba)	ug/L	1.71	1.79	0.020	7594713			
Total Barium (Ba)	ug/L	1.96	1.54	0.020	7594712			
Dissolved Beryllium (Be)	ug/L	<0.010	<0.010	0.010	7594713			
Total Beryllium (Be)	ug/L	<0.010	<0.010	0.010	7594712			
Dissolved Bismuth (Bi)	ug/L	<0.0050	<0.0050	0.0050	7594713			
Total Bismuth (Bi)	ug/L	<0.0050	<0.0050	0.0050	7594712			
Dissolved Boron (B)	ug/L	90	89	10	7594713			
Total Boron (B)	ug/L	90	92	10	7594712			
Dissolved Cadmium (Cd)	ug/L	<0.0050	<0.0050	0.0050	7594713			
Total Cadmium (Cd)	ug/L	<0.0050	<0.0050	0.0050	7594712			
Dissolved Chromium (Cr)	ug/L	<0.10	<0.10	0.10	7594713			
Total Chromium (Cr)	ug/L	<0.10	0.13	0.10	7594712			
Dissolved Cobalt (Co)	ug/L	0.0142	0.0137	0.0050	7594713			
Total Cobalt (Co)	ug/L	0.0171	0.0182	0.0050	7594712			
Dissolved Copper (Cu)	ug/L	<0.050	<0.050	0.050	7594713			
Total Copper (Cu)	ug/L	<0.050	<0.050	0.050	7594712			
Dissolved Iron (Fe)	ug/L	169	166	1.0	7594713			

RDL = Reportable Detection Limit
QC Batch = Quality Control Batch
Lab-Dup = Laboratory Initiated Duplicate

BV Labs Job #: C1P9953
Report Date: 2021/10/14

Agnico Eagle
Client Project #: 21452766
Site Location: Meadowbank GW
Your P.O. #: 997577
Sampler Initials: JS

RESULTS OF ANALYSES OF WATER

BV Labs ID		QPP191	QPP192			QPP192		
Sampling Date		2021/09/06 15:15	2021/09/06 15:15			2021/09/06 15:15		
COC Number		402892	402892			402892		
	UNITS	**MW-IPD-09**	**MW-IPD-09-DUP-1**	**RDL**	**QC Batch**	**MW-IPD-09-DUP-1 Lab-Dup**	**RDL**	**QC Batch**
Total Iron (Fe)	ug/L	184	182	1.0	7594712			
Dissolved Lead (Pb)	ug/L	0.0055	<0.0050	0.0050	7594713			
Total Lead (Pb)	ug/L	0.0195	0.0207	0.0050	7594712			
Dissolved Lithium (Li)	ug/L	2.06	1.97	0.50	7594713			
Total Lithium (Li)	ug/L	2.15	2.17	0.50	7594712			
Dissolved Manganese (Mn)	ug/L	32.3	31.7	0.050	7594713			
Total Manganese (Mn)	ug/L	35.2	34.9	0.050	7594712			
Dissolved Molybdenum (Mo)	ug/L	11.3	11.0	0.050	7594713			
Total Molybdenum (Mo)	ug/L	12.0	12.1	0.050	7594712			
Dissolved Nickel (Ni)	ug/L	0.179	0.197	0.020	7594713			
Total Nickel (Ni)	ug/L	0.262	0.277	0.020	7594712			
Dissolved Phosphorus (P)	ug/L	23.6	22.2	2.0	7594713			
Dissolved Selenium (Se)	ug/L	<0.040	<0.040	0.040	7594713			
Total Silicon (Si)	ug/L	4760	4710	50	7594712			
Total Selenium (Se)	ug/L	<0.040	<0.040	0.040	7594712			
Dissolved Silicon (Si)	ug/L	4480	4420	50	7594713			
Dissolved Silver (Ag)	ug/L	<0.0050	<0.0050	0.0050	7594713			
Total Silver (Ag)	ug/L	<0.0050	<0.0050	0.0050	7594712			
Dissolved Strontium (Sr)	ug/L	123	122	0.050	7594713			
Total Strontium (Sr)	ug/L	132	131	0.050	7594712			
Dissolved Thallium (Tl)	ug/L	<0.0020	<0.0020	0.0020	7594713			
Total Thallium (Tl)	ug/L	<0.0020	<0.0020	0.0020	7594712			
Dissolved Tin (Sn)	ug/L	<0.20	<0.20	0.20	7594713			
Total Tin (Sn)	ug/L	<0.20	<0.20	0.20	7594712			
Dissolved Titanium (Ti)	ug/L	<0.50	<0.50	0.50	7594713			
Total Titanium (Ti)	ug/L	<0.50	<0.50	0.50	7594712			
Dissolved Uranium (U)	ug/L	0.197	0.195	0.0020	7594713			
Total Uranium (U)	ug/L	0.197	0.202	0.0020	7594712			
Dissolved Vanadium (V)	ug/L	<0.20	<0.20	0.20	7594713			
Total Vanadium (V)	ug/L	<0.20	<0.20	0.20	7594712			

RDL = Reportable Detection Limit
QC Batch = Quality Control Batch
Lab-Dup = Laboratory Initiated Duplicate

BV Labs Job #: C1P9953
Report Date: 2021/10/14

Agnico Eagle
Client Project #: 21452766
Site Location: Meadowbank GW
Your P.O. #: 997577
Sampler Initials: JS

RESULTS OF ANALYSES OF WATER

BV Labs ID		QPP191	QPP192			QPP192		
Sampling Date		2021/09/06 15:15	2021/09/06 15:15			2021/09/06 15:15		
COC Number		402892	402892			402892		
	UNITS	**MW-IPD-09**	**MW-IPD-09-DUP-1**	**RDL**	**QC Batch**	**MW-IPD-09-DUP-1 Lab-Dup**	**RDL**	**QC Batch**
Dissolved Zinc (Zn)	ug/L	0.18	0.15	0.10	7594713			
Total Zinc (Zn)	ug/L	0.54	0.49	0.10	7594712			
Dissolved Zirconium (Zr)	ug/L	<0.10	<0.10	0.10	7594713			
Total Zirconium (Zr)	ug/L	<0.10	<0.10	0.10	7594712			
Dissolved Calcium (Ca)	mg/L	14.3	14.3	0.050	7594714			
Total Calcium (Ca)	mg/L	15.1	14.9	0.050	7594711			
Dissolved Magnesium (Mg)	mg/L	6.55	6.47	0.050	7594714			
Total Magnesium (Mg)	mg/L	6.85	6.81	0.050	7594711			
Dissolved Potassium (K)	mg/L	0.884	0.851	0.050	7594714			
Total Potassium (K)	mg/L	0.947	0.935	0.050	7594711			
Dissolved Sodium (Na)	mg/L	16.9	16.6	0.050	7594714			
Total Sodium (Na)	mg/L	17.0	17.2	0.050	7594711			
Dissolved Sulphur (S)	mg/L	10.2	10.0	3.0	7594714			
Total Sulphur (S)	mg/L	11.1	11.2	3.0	7594711			
Nutritional Parameters								
Total Phosphorus (P)	mg/L	0.023	0.022	0.0010	7589091			

RDL = Reportable Detection Limit
QC Batch = Quality Control Batch
Lab-Dup = Laboratory Initiated Duplicate

BV Labs Job #: C1P9953
Report Date: 2021/10/14

Agnico Eagle
Client Project #: 21452766
Site Location: Meadowbank GW
Your P.O. #: 997577
Sampler Initials: JS

RESULTS OF ANALYSES OF WATER

BV Labs ID		QPP193			QPP193		
Sampling Date		2021/09/06 09:45			2021/09/06 09:45		
COC Number		402892			402892		
	UNITS	**MW-IPD-01S**	**RDL**	**QC Batch**	**MW-IPD-01S Lab-Dup**	**RDL**	**QC Batch**
CONVENTIONALS							
Total Nitrogen (Ammonia Nitrogen)	mg/L	0.091	0.0050	7589092			
Calculated Parameters							
Ammonium (NH4)	mg/L	0.06	0.05	7572360			
Bicarb. Alkalinity (calc. as CaCO3)	mg/L	54	1.0	7570766			
Carb. Alkalinity (calc. as CaCO3)	mg/L	<1.0	1.0	7570766			
Dissolved Hardness (CaCO3)	mg/L	55.2	0.50	7588166			
Total dissolved solids (calc., EC)	mg/L	92	10	7588898			
Total Un-ionized Ammonia	mg/L	0.0087	0.0076	7570623			
Field Measurements							
Field Temperature	Celsius	22.73	N/A	ONSITE			
Field Measured pH	pH	8.47		ONSITE			
Inorganics							
Dissolved Bromide (Br-)	mg/L	0.054	0.010	7583130			
Conductivity	mS/cm	0.147	0.001	7574448			
Free Cyanide (CN)	ug/L	<1.0	1.0	7586607			
Total Dissolved Solids	mg/L	85	10	7573910	85	10	7573910
Fluoride (F-)	mg/L	0.37	0.10	7574446			
Total Kjeldahl Nitrogen (TKN)	mg/L	0.10	0.10	7576615			
Dissolved Organic Carbon	mg/L	0.76	0.40	7573571			
Total Organic Carbon (TOC)	mg/L	0.72	0.40	7576336			
Orthophosphate (P)	mg/L	0.024	0.0020	7589093			
pH	pH	7.97		7574435			
Salinity	N/A	<2.0	2.0	7578025			
Reactive Silica (SiO2)	mg/L	5.9	0.050	7587820			
Total Suspended Solids	mg/L	<1	1	7573889			
Total Cyanide (CN)	mg/L	<0.0050	0.0050	7578899			
Turbidity	NTU	<0.1	0.1	7573888			
WAD Cyanide (Free)	mg/L	<0.0010	0.0010	7578897			

RDL = Reportable Detection Limit
QC Batch = Quality Control Batch
Lab-Dup = Laboratory Initiated Duplicate
N/A = Not Applicable

BV Labs Job #: C1P9953
Report Date: 2021/10/14

Agnico Eagle
Client Project #: 21452766
Site Location: Meadowbank GW
Your P.O. #: 997577
Sampler Initials: JS

RESULTS OF ANALYSES OF WATER

BV Labs ID		QPP193			QPP193		
Sampling Date		2021/09/06 09:45			2021/09/06 09:45		
COC Number		402892			402892		
	UNITS	**MW-IPD-01S**	**RDL**	**QC Batch**	**MW-IPD-01S Lab-Dup**	**RDL**	**QC Batch**
Alkalinity (Total as CaCO3)	mg/L	55	1.0	7574444			
Dissolved Chloride (Cl-)	mg/L	4.2	0.50	7589090			
Nitrite (N)	mg/L	<0.010	0.010	7573995			
Nitrate (N)	mg/L	<0.10	0.10	7573995			
Dissolved Sulphate (SO4)	mg/L	11	0.50	7589090			
Nitrate + Nitrite (N)	mg/L	<0.10	0.10	7573995			
Metals							
Dissolved Aluminum (Al)	ug/L	2.32	0.50	7594713			
Total Aluminum (Al)	ug/L	2.64	0.50	7594712			
Dissolved Antimony (Sb)	ug/L	0.097	0.020	7594713			
Total Antimony (Sb)	ug/L	0.103	0.020	7594712			
Dissolved Arsenic (As)	ug/L	41.3	0.020	7594713			
Total Arsenic (As)	ug/L	43.6	0.020	7594712			
Dissolved Barium (Ba)	ug/L	4.92	0.020	7594713			
Total Barium (Ba)	ug/L	5.06	0.020	7594712			
Dissolved Beryllium (Be)	ug/L	<0.010	0.010	7594713			
Total Beryllium (Be)	ug/L	<0.010	0.010	7594712			
Dissolved Bismuth (Bi)	ug/L	<0.0050	0.0050	7594713			
Total Bismuth (Bi)	ug/L	<0.0050	0.0050	7594712			
Dissolved Boron (B)	ug/L	25	10	7594713			
Total Boron (B)	ug/L	25	10	7594712			
Dissolved Cadmium (Cd)	ug/L	<0.0050	0.0050	7594713			
Total Cadmium (Cd)	ug/L	<0.0050	0.0050	7594712			
Dissolved Chromium (Cr)	ug/L	<0.10	0.10	7594713			
Total Chromium (Cr)	ug/L	<0.10	0.10	7594712			
Dissolved Cobalt (Co)	ug/L	0.681	0.0050	7594713			
Total Cobalt (Co)	ug/L	0.693	0.0050	7594712			
Dissolved Copper (Cu)	ug/L	0.567	0.050	7594713			
Total Copper (Cu)	ug/L	0.607	0.050	7594712			
Dissolved Iron (Fe)	ug/L	9.6	1.0	7594713			

RDL = Reportable Detection Limit
QC Batch = Quality Control Batch
Lab-Dup = Laboratory Initiated Duplicate

BV Labs Job #: C1P9953
Report Date: 2021/10/14

Agnico Eagle
Client Project #: 21452766
Site Location: Meadowbank GW
Your P.O. #: 997577
Sampler Initials: JS

RESULTS OF ANALYSES OF WATER

BV Labs ID		QPP193			QPP193		
Sampling Date		2021/09/06 09:45			2021/09/06 09:45		
COC Number		402892			402892		
	UNITS	**MW-IPD-01S**	**RDL**	**QC Batch**	**MW-IPD-01S Lab-Dup**	**RDL**	**QC Batch**
Total Iron (Fe)	ug/L	9.7	1.0	7594712			
Dissolved Lead (Pb)	ug/L	0.0224	0.0050	7594713			
Total Lead (Pb)	ug/L	0.0270	0.0050	7594712			
Dissolved Lithium (Li)	ug/L	1.68	0.50	7594713			
Total Lithium (Li)	ug/L	1.75	0.50	7594712			
Dissolved Manganese (Mn)	ug/L	112	0.050	7594713			
Total Manganese (Mn)	ug/L	127	0.050	7594712			
Dissolved Molybdenum (Mo)	ug/L	4.13	0.050	7594713			
Total Molybdenum (Mo)	ug/L	4.50	0.050	7594712			
Dissolved Nickel (Ni)	ug/L	3.00	0.020	7594713			
Total Nickel (Ni)	ug/L	3.15	0.020	7594712			
Dissolved Phosphorus (P)	ug/L	22.1	2.0	7594713			
Dissolved Selenium (Se)	ug/L	<0.040	0.040	7594713			
Total Silicon (Si)	ug/L	2800	50	7594712			
Total Selenium (Se)	ug/L	<0.040	0.040	7594712			
Dissolved Silicon (Si)	ug/L	2580	50	7594713			
Dissolved Silver (Ag)	ug/L	<0.0050	0.0050	7594713			
Total Silver (Ag)	ug/L	<0.0050	0.0050	7594712			
Dissolved Strontium (Sr)	ug/L	90.4	0.050	7594713			
Total Strontium (Sr)	ug/L	94.8	0.050	7594712			
Dissolved Thallium (Tl)	ug/L	<0.0020	0.0020	7594713			
Total Thallium (Tl)	ug/L	<0.0020	0.0020	7594712			
Dissolved Tin (Sn)	ug/L	<0.20	0.20	7594713			
Total Tin (Sn)	ug/L	<0.20	0.20	7594712			
Dissolved Titanium (Ti)	ug/L	<0.50	0.50	7594713			
Total Titanium (Ti)	ug/L	<0.50	0.50	7594712			
Dissolved Uranium (U)	ug/L	3.82	0.0020	7594713			
Total Uranium (U)	ug/L	3.93	0.0020	7594712			
Dissolved Vanadium (V)	ug/L	<0.20	0.20	7594713			
Total Vanadium (V)	ug/L	<0.20	0.20	7594712			

RDL = Reportable Detection Limit
QC Batch = Quality Control Batch
Lab-Dup = Laboratory Initiated Duplicate

BV Labs Job #: C1P9953
Report Date: 2021/10/14

Agnico Eagle
Client Project #: 21452766
Site Location: Meadowbank GW
Your P.O. #: 997577
Sampler Initials: JS

RESULTS OF ANALYSES OF WATER

BV Labs ID		QPP193			QPP193		
Sampling Date		2021/09/06 09:45			2021/09/06 09:45		
COC Number		402892			402892		
	UNITS	**MW-IPD-01S**	**RDL**	**QC Batch**	**MW-IPD-01S Lab-Dup**	**RDL**	**QC Batch**
Dissolved Zinc (Zn)	ug/L	0.67	0.10	7594713			
Total Zinc (Zn)	ug/L	0.72	0.10	7594712			
Dissolved Zirconium (Zr)	ug/L	<0.10	0.10	7594713			
Total Zirconium (Zr)	ug/L	<0.10	0.10	7594712			
Dissolved Calcium (Ca)	mg/L	12.9	0.050	7594714			
Total Calcium (Ca)	mg/L	14.0	0.050	7594711			
Dissolved Magnesium (Mg)	mg/L	5.57	0.050	7594714			
Total Magnesium (Mg)	mg/L	5.87	0.050	7594711			
Dissolved Potassium (K)	mg/L	1.80	0.050	7594714			
Total Potassium (K)	mg/L	1.99	0.050	7594711			
Dissolved Sodium (Na)	mg/L	3.76	0.050	7594714			
Total Sodium (Na)	mg/L	3.89	0.050	7594711			
Dissolved Sulphur (S)	mg/L	3.4	3.0	7594714			
Total Sulphur (S)	mg/L	3.7	3.0	7594711			
Nutritional Parameters							
Total Phosphorus (P)	mg/L	0.017	0.0010	7589094			

RDL = Reportable Detection Limit
QC Batch = Quality Control Batch
Lab-Dup = Laboratory Initiated Duplicate

BV Labs Job #: C1P9953
Report Date: 2021/10/14

Agnico Eagle
Client Project #: 21452766
Site Location: Meadowbank GW
Your P.O. #: 997577
Sampler Initials: JS

ELEMENTS BY ATOMIC SPECTROSCOPY (WATER)

BV Labs ID		QPP191			QPP191			QPP192		
Sampling Date		2021/09/06 15:15			2021/09/06 15:15			2021/09/06 15:15		
COC Number		402892			402892			402892		
	UNITS	**MW-IPD-09**	**RDL**	**QC Batch**	**MW-IPD-09 Lab-Dup**	**RDL**	**QC Batch**	**MW-IPD-09-DUP-1**	**RDL**	**QC Batch**
Calculated Parameters										
Total Hardness (CaCO3)	mg/L	65.8	0.50	7588170				65.3	0.50	7588170
Metals										
Mercury (Hg)	mg/L	<0.00001	0.00001	7573908	<0.00001	0.00001	7573908	<0.00001	0.00001	7575692
Dissolved Mercury (Hg)	mg/L	<0.00001	0.00001	7573247				<0.00001	0.00001	7575696

RDL = Reportable Detection Limit
QC Batch = Quality Control Batch
Lab-Dup = Laboratory Initiated Duplicate

BV Labs ID		QPP192			QPP193		
Sampling Date		2021/09/06 15:15			2021/09/06 09:45		
COC Number		402892			402892		
	UNITS	**MW-IPD-09-DUP-1 Lab-Dup**	**RDL**	**QC Batch**	**MW-IPD-01S**	**RDL**	**QC Batch**
Calculated Parameters							
Total Hardness (CaCO3)	mg/L				59.2	0.50	7588170
Metals							
Mercury (Hg)	mg/L				<0.00001	0.00001	7575692
Dissolved Mercury (Hg)	mg/L	<0.00001	0.00001	7575696	<0.00001	0.00001	7573247

RDL = Reportable Detection Limit
QC Batch = Quality Control Batch
Lab-Dup = Laboratory Initiated Duplicate

BV Labs Job #: C1P9953
Report Date: 2021/10/14

Agnico Eagle
Client Project #: 21452766
Site Location: Meadowbank GW
Your P.O. #: 997577
Sampler Initials: JS

TEST SUMMARY

BV Labs ID: QPP191
Sample ID: MW-IPD-09
Matrix: Water

Collected: 2021/09/06
Shipped:
Received: 2021/09/09

Test Description	Instrumentation	Batch	Extracted	Date Analyzed	Analyst
Alkalinity	AT	7574444	N/A	2021/09/14	Surinder Rai
Carbonate, Bicarbonate and Hydroxide	CALC	7570766	N/A	2021/09/15	Automated Statchk
Conductivity	AT	7574448	N/A	2021/09/14	Surinder Rai
Free (WAD) Cyanide	SKAL/CN	7578897	N/A	2021/09/15	Aditiben Patel
Total Cyanide	SKAL/CN	7578899	2021/09/15	2021/09/15	Aditiben Patel
Dissolved Organic Carbon (DOC)	TOCV/NDIR	7573571	N/A	2021/09/13	Julianna Castiglione
Fluoride	ISE	7574446	2021/09/13	2021/09/14	Surinder Rai
Dissolved Mercury (low level)	CV/AA	7573247	2021/09/13	2021/09/13	Gagandeep Rai
Mercury (low level)	CV/AA	7573908	2021/09/13	2021/09/13	Gagandeep Rai
Bromide in water by IC	IC/UV	7583130	N/A	2021/09/16	Karen Graham
Low Level Chloride and Sulphate by AC	KONE	7589090	N/A	2021/09/16	Nadia Rafique
Cyanide (Free)	SPEC	7586607	2021/09/15	2021/09/15	Taylor Mullings
Hardness Total (calculated as CaCO3)	CALC	7588170	N/A	2021/09/16	Automated Statchk
Hardness (calculated as CaCO3)	CALC	7588166	N/A	2021/09/17	Automated Statchk
Na, K, Ca, Mg, S by CRC ICPMS (diss.)	ICP	7594714	N/A	2021/09/17	Automated Statchk
Elements by ICPMS Low Level (dissolved)	ICP/MS	7594713	N/A	2021/09/16	Andrew An
Na, K, Ca, Mg, S by CRC ICPMS (total)	ICP	7594711	N/A	2021/09/16	Automated Statchk
Elements by ICPMS Low Level (total)	ICP/MS	7594712	N/A	2021/09/16	Andrew An
Ammonia-N Low Level	KONE/UVVS	7589092	2021/09/16	2021/09/16	Ian Bullecer
Orthophosphate by Konelab (low level)	KONE	7589089	N/A	2021/09/15	Fadia Mostafa
Silica (Reactive)	KONE	7587820	N/A	2021/09/19	Serena Tian
Total Dissolved Solids (Calc. from EC)	CALC	7588898	N/A	2021/09/17	Automated Statchk
Total Phosphorus Low Level Total	KONE	7589091	2021/09/16	2021/09/16	Fadia Mostafa
Ammonium as NH4+	CALC/NH3	7572360	N/A	2021/09/16	Automated Statchk
Nitrate (NO3) and Nitrite (NO2) in Water	LACH	7573995	N/A	2021/09/14	Chandra Nandlal
pH	AT	7574435	2021/09/13	2021/09/14	Surinder Rai
Field Measured pH	PH	ONSITE	N/A	2021/09/10	Mandeep Kaur
Salinity		7578025	N/A	2021/09/15	Brent Boudreau
Total Dissolved Solids	BAL	7573910	2021/09/13	2021/09/14	Sandeep Kaur
Field Measured pH	PH	ONSITE	N/A	2021/09/10	Mandeep Kaur
Total Kjeldahl Nitrogen in Water	SKAL	7576615	2021/09/14	2021/09/15	Rajni Tyagi
Total Organic Carbon (TOC)	TOCV/NDIR	7576336	N/A	2021/09/14	Julianna Castiglione
Low Level Total Suspended Solids	BAL	7573889	2021/09/13	2021/09/14	Sandeep Kaur
Turbidity	AT	7573888	N/A	2021/09/13	Neil Dassanayake
Un-ionized Ammonia	CALC/NH3	7570623	2021/09/16	2021/09/16	Automated Statchk

BV Labs ID: QPP191 Dup
Sample ID: MW-IPD-09
Matrix: Water

Collected: 2021/09/06
Shipped:
Received: 2021/09/09

Test Description	Instrumentation	Batch	Extracted	Date Analyzed	Analyst
Mercury (low level)	CV/AA	7573908	2021/09/13	2021/09/13	Gagandeep Rai

BV Labs Job #: C1P9953
Report Date: 2021/10/14

Agnico Eagle
Client Project #: 21452766
Site Location: Meadowbank GW
Your P.O. #: 997577
Sampler Initials: JS

TEST SUMMARY

BV Labs ID: QPP192
Sample ID: MW-IPD-09-DUP-1
Matrix: Water

Collected: 2021/09/06
Shipped:
Received: 2021/09/09

Test Description	Instrumentation	Batch	Extracted	Date Analyzed	Analyst
Alkalinity	AT	7574444	N/A	2021/09/14	Surinder Rai
Carbonate, Bicarbonate and Hydroxide	CALC	7570766	N/A	2021/09/15	Automated Statchk
Conductivity	AT	7574448	N/A	2021/09/14	Surinder Rai
Free (WAD) Cyanide	SKAL/CN	7578897	N/A	2021/09/15	Aditiben Patel
Total Cyanide	SKAL/CN	7578899	2021/09/15	2021/09/15	Aditiben Patel
Dissolved Organic Carbon (DOC)	TOCV/NDIR	7573571	N/A	2021/09/13	Julianna Castiglione
Fluoride	ISE	7574446	2021/09/13	2021/09/14	Surinder Rai
Dissolved Mercury (low level)	CV/AA	7575696	2021/09/14	2021/09/14	Gagandeep Rai
Mercury (low level)	CV/AA	7575692	2021/09/13	2021/09/14	Gagandeep Rai
Bromide in water by IC	IC/UV	7583130	N/A	2021/09/16	Karen Graham
Low Level Chloride and Sulphate by AC	KONE	7589090	N/A	2021/09/16	Nadia Rafique
Cyanide (Free)	SPEC	7586607	2021/09/15	2021/09/15	Taylor Mullings
Hardness Total (calculated as CaCO3)	CALC	7588170	N/A	2021/09/16	Automated Statchk
Hardness (calculated as CaCO3)	CALC	7588166	N/A	2021/09/17	Automated Statchk
Na, K, Ca, Mg, S by CRC ICPMS (diss.)	ICP	7594714	N/A	2021/09/17	Automated Statchk
Elements by ICPMS Low Level (dissolved)	ICP/MS	7594713	N/A	2021/09/16	Andrew An
Na, K, Ca, Mg, S by CRC ICPMS (total)	ICP	7594711	N/A	2021/09/16	Automated Statchk
Elements by ICPMS Low Level (total)	ICP/MS	7594712	N/A	2021/09/16	Andrew An
Ammonia-N Low Level	KONE/UVVS	7589092	2021/09/16	2021/09/16	Ian Bullecer
Orthophosphate by Konelab (low level)	KONE	7589089	N/A	2021/09/15	Fadia Mostafa
Silica (Reactive)	KONE	7587820	N/A	2021/09/19	Serena Tian
Total Dissolved Solids (Calc. from EC)	CALC	7588898	N/A	2021/09/17	Automated Statchk
Total Phosphorus Low Level Total	KONE	7589091	2021/09/16	2021/09/16	Fadia Mostafa
Ammonium as NH4+	CALC/NH3	7572360	N/A	2021/09/16	Automated Statchk
Nitrate (NO3) and Nitrite (NO2) in Water	LACH	7573995	N/A	2021/09/14	Chandra Nandlal
pH	AT	7574435	2021/09/13	2021/09/14	Surinder Rai
Field Measured pH	PH	ONSITE	N/A	2021/09/10	Mandeep Kaur
Salinity		7578025	N/A	2021/09/15	Brent Boudreau
Total Dissolved Solids	BAL	7573910	2021/09/13	2021/09/14	Sandeep Kaur
Field Measured pH	PH	ONSITE	N/A	2021/09/10	Mandeep Kaur
Total Kjeldahl Nitrogen in Water	SKAL	7576615	2021/09/14	2021/09/15	Rajni Tyagi
Total Organic Carbon (TOC)	TOCV/NDIR	7576336	N/A	2021/09/14	Julianna Castiglione
Low Level Total Suspended Solids	BAL	7573889	2021/09/13	2021/09/14	Sandeep Kaur
Turbidity	AT	7573888	N/A	2021/09/13	Neil Dassanayake
Un-ionized Ammonia	CALC/NH3	7570623	2021/09/16	2021/09/16	Automated Statchk

BV Labs ID: QPP192 Dup
Sample ID: MW-IPD-09-DUP-1
Matrix: Water

Collected: 2021/09/06
Shipped:
Received: 2021/09/09

Test Description	Instrumentation	Batch	Extracted	Date Analyzed	Analyst
Alkalinity	AT	7574444	N/A	2021/09/14	Surinder Rai
Conductivity	AT	7574448	N/A	2021/09/14	Surinder Rai
Fluoride	ISE	7574446	2021/09/13	2021/09/14	Surinder Rai

BV Labs Job #: C1P9953
Report Date: 2021/10/14

Agnico Eagle
Client Project #: 21452766
Site Location: Meadowbank GW
Your P.O. #: 997577
Sampler Initials: JS

TEST SUMMARY

BV Labs ID: QPP192 Dup
Sample ID: MW-IPD-09-DUP-1
Matrix: Water

Collected: 2021/09/06
Shipped:
Received: 2021/09/09

Test Description	Instrumentation	Batch	Extracted	Date Analyzed	Analyst
Dissolved Mercury (low level)	CV/AA	7575696	2021/09/14	2021/09/14	Gagandeep Rai
pH	AT	7574435	2021/09/13	2021/09/14	Surinder Rai

BV Labs ID: QPP193
Sample ID: MW-IPD-01S
Matrix: Water

Collected: 2021/09/06
Shipped:
Received: 2021/09/09

Test Description	Instrumentation	Batch	Extracted	Date Analyzed	Analyst
Alkalinity	AT	7574444	N/A	2021/09/14	Surinder Rai
Carbonate, Bicarbonate and Hydroxide	CALC	7570766	N/A	2021/09/15	Automated Statchk
Conductivity	AT	7574448	N/A	2021/09/14	Surinder Rai
Free (WAD) Cyanide	SKAL/CN	7578897	N/A	2021/09/15	Aditiben Patel
Total Cyanide	SKAL/CN	7578899	2021/09/15	2021/09/15	Aditiben Patel
Dissolved Organic Carbon (DOC)	TOCV/NDIR	7573571	N/A	2021/09/13	Julianna Castiglione
Fluoride	ISE	7574446	2021/09/13	2021/09/14	Surinder Rai
Dissolved Mercury (low level)	CV/AA	7573247	2021/09/13	2021/09/13	Gagandeep Rai
Mercury (low level)	CV/AA	7575692	2021/09/13	2021/09/14	Gagandeep Rai
Bromide in water by IC	IC/UV	7583130	N/A	2021/09/16	Karen Graham
Low Level Chloride and Sulphate by AC	KONE	7589090	N/A	2021/09/16	Nadia Rafique
Cyanide (Free)	SPEC	7586607	2021/09/15	2021/09/15	Taylor Mullings
Hardness Total (calculated as CaCO3)	CALC	7588170	N/A	2021/09/16	Automated Statchk
Hardness (calculated as CaCO3)	CALC	7588166	N/A	2021/09/17	Automated Statchk
Na, K, Ca, Mg, S by CRC ICPMS (diss.)	ICP	7594714	N/A	2021/09/17	Automated Statchk
Elements by ICPMS Low Level (dissolved)	ICP/MS	7594713	N/A	2021/09/16	Andrew An
Na, K, Ca, Mg, S by CRC ICPMS (total)	ICP	7594711	N/A	2021/09/16	Automated Statchk
Elements by ICPMS Low Level (total)	ICP/MS	7594712	N/A	2021/09/16	Andrew An
Ammonia-N Low Level	KONE/UVVS	7589092	2021/09/16	2021/09/16	Ian Bullecer
Orthophosphate by Konelab (low level)	KONE	7589093	N/A	2021/09/20	Serena Tian
Silica (Reactive)	KONE	7587820	N/A	2021/09/19	Serena Tian
Total Dissolved Solids (Calc. from EC)	CALC	7588898	N/A	2021/09/17	Automated Statchk
Total Phosphorus Low Level Total	KONE	7589094	2021/09/20	2021/09/20	Serena Tian
Ammonium as NH4+	CALC/NH3	7572360	N/A	2021/09/16	Automated Statchk
Nitrate (NO3) and Nitrite (NO2) in Water	LACH	7573995	N/A	2021/09/14	Chandra Nandlal
pH	AT	7574435	2021/09/13	2021/09/14	Surinder Rai
Field Measured pH	PH	ONSITE	N/A	2021/09/10	Mandeep Kaur
Salinity		7578025	N/A	2021/09/15	Brent Boudreau
Total Dissolved Solids	BAL	7573910	2021/09/13	2021/09/14	Sandeep Kaur
Field Measured pH	PH	ONSITE	N/A	2021/09/10	Mandeep Kaur
Total Kjeldahl Nitrogen in Water	SKAL	7576615	2021/09/14	2021/09/15	Rajni Tyagi
Total Organic Carbon (TOC)	TOCV/NDIR	7576336	N/A	2021/09/14	Julianna Castiglione
Low Level Total Suspended Solids	BAL	7573889	2021/09/13	2021/09/14	Sandeep Kaur
Turbidity	AT	7573888	N/A	2021/09/13	Neil Dassanayake
Un-ionized Ammonia	CALC/NH3	7570623	2021/09/16	2021/09/16	Automated Statchk

BV Labs Job #: C1P9953
Report Date: 2021/10/14

Agnico Eagle
Client Project #: 21452766
Site Location: Meadowbank GW
Your P.O. #: 997577
Sampler Initials: JS

TEST SUMMARY

BV Labs ID: QPP193 Dup
Sample ID: MW-IPD-01S
Matrix: Water

Collected: 2021/09/06
Shipped:
Received: 2021/09/09

Test Description	Instrumentation	Batch	Extracted	Date Analyzed	Analyst
Total Dissolved Solids	BAL	7573910	2021/09/13	2021/09/14	Sandeep Kaur

BV Labs Job #: C1P9953
Report Date: 2021/10/14

Agnico Eagle
Client Project #: 21452766
Site Location: Meadowbank GW
Your P.O. #: 997577
Sampler Initials: JS

GENERAL COMMENTS

Each temperature is the average of up to three cooler temperatures taken at receipt

Package 1	12.0°C
Package 2	15.0°C
Package 3	16.0°C
Package 4	14.3°C
Package 5	13.3°C

Revised Report (2021/10/14): Ammonia Nitrogen removed

Sample QPP191 [MW-IPD-09] : TOC< DOC: Both values fall within the method uncertainty for duplicates and are likely equivalent. Sample was analyzed past method specified hold time for Orthophosphate by Konelab (low level). Exceedance of hold time increases the uncertainty of test results but does not necessarily imply that results are compromised.

Sample QPP192 [MW-IPD-09-DUP-1] : Sample was analyzed past method specified hold time for Orthophosphate by Konelab (low level). Exceedance of hold time increases the uncertainty of test results but does not necessarily imply that results are compromised.

Sample QPP193 [MW-IPD-01S] : TOC< DOC: Both values fall within the method uncertainty for duplicates and are likely equivalent. Sample was analyzed past method specified hold time for Orthophosphate by Konelab (low level). Exceedance of hold time increases the uncertainty of test results but does not necessarily imply that results are compromised.

Results relate only to the items tested.

BV Labs Job #: C1P9953
Report Date: 2021/10/14

QUALITY ASSURANCE REPORT

Agnico Eagle
Client Project #: 21452766
Site Location: Meadowbank GW
Your P.O. #: 997577
Sampler Initials: JS

			Matrix Spike		SPIKED BLANK		Method Blank		RPD		QC Standard	
QC Batch	Parameter	Date	% Recovery	QC Limits	% Recovery	QC Limits	Value	UNITS	Value (%)	QC Limits	% Recovery	QC Limits
7573247	Dissolved Mercury (Hg)	2021/09/13	97	75 - 125	95	80 - 120	<0.00001	mg/L	NC	20		
7573571	Dissolved Organic Carbon	2021/09/13	96	80 - 120	95	80 - 120	<0.40	mg/L	0.85	20		
7573888	Turbidity	2021/09/13			98	85 - 115	<0.1	NTU	3.8	20		
7573889	Total Suspended Solids	2021/09/14					<1	mg/L	NC	25	98	85 - 115
7573908	Mercury (Hg)	2021/09/13	96	75 - 125	97	80 - 120	<0.00001	mg/L	NC	20		
7573910	Total Dissolved Solids	2021/09/14					<10	mg/L	0	25	100	90 - 110
7573995	Nitrate (N)	2021/09/14	NC	80 - 120	103	80 - 120	<0.10	mg/L	1.3	20		
7573995	Nitrite (N)	2021/09/14	104	80 - 120	105	80 - 120	<0.010	mg/L	5.7	20		
7574435	pH	2021/09/14			102	98 - 103			0.54	N/A		
7574444	Alkalinity (Total as CaCO3)	2021/09/14			98	85 - 115	<1.0	mg/L	0.65	20		
7574446	Fluoride (F-)	2021/09/14	76 (1)	80 - 120	100	80 - 120	<0.10	mg/L	2.8	20		
7574448	Conductivity	2021/09/14			102	85 - 115	<0.001	mS/cm	0	25		
7575692	Mercury (Hg)	2021/09/14	88	75 - 125	95	80 - 120	<0.00001	mg/L	NC	20		
7575696	Dissolved Mercury (Hg)	2021/09/14	94	75 - 125	94	80 - 120	<0.00001	mg/L	NC	20		
7576336	Total Organic Carbon (TOC)	2021/09/14	91	80 - 120	95	80 - 120	<0.40	mg/L	0.58	20		
7576615	Total Kjeldahl Nitrogen (TKN)	2021/09/15	107	80 - 120	102	80 - 120	<0.10	mg/L	18	20	101	80 - 120
7578025	Salinity	2021/09/15					<2.0	N/A	NC	25	101	80 - 120
7578897	WAD Cyanide (Free)	2021/09/15	88	80 - 120	101	80 - 120	<0.0010	mg/L	9.8	20		
7578899	Total Cyanide (CN)	2021/09/15	90	80 - 120	101	80 - 120	<0.0050	mg/L	7.7	20		
7583130	Dissolved Bromide (Br-)	2021/09/16	102	80 - 120	102	80 - 120	<0.010	mg/L				
7586607	Free Cyanide (CN)	2021/09/15	103	80 - 120	96	80 - 120	<1.0	ug/L				
7587820	Reactive Silica (SiO2)	2021/09/19	102	80 - 120	102	80 - 120	<0.050	mg/L	NC	20		
7589089	Orthophosphate (P)	2021/09/15	107	80 - 120	113	80 - 120	<0.0010	mg/L				
7589090	Dissolved Chloride (Cl-)	2021/09/16	103	80 - 120	103	80 - 120	<0.50	mg/L				
7589090	Dissolved Sulphate (SO4)	2021/09/16	NC	80 - 120	97	80 - 120	<0.50	mg/L				
7589091	Total Phosphorus (P)	2021/09/16	99	80 - 120	90	80 - 120	<0.0010	mg/L			87	80 - 120
7589092	Total Nitrogen (Ammonia Nitrogen)	2021/09/16	85	N/A	102	N/A	<0.0050	mg/L				
7589093	Orthophosphate (P)	2021/09/20	101	80 - 120	113	80 - 120	<0.0010	mg/L				
7589094	Total Phosphorus (P)	2021/09/20	NC	80 - 120	99	80 - 120	<0.0010	mg/L			94	80 - 120
7594712	Total Aluminum (Al)	2021/09/16	104	80 - 120	103	80 - 120	<0.50	ug/L				
7594712	Total Antimony (Sb)	2021/09/16	104	80 - 120	104	80 - 120	<0.020	ug/L				

BV Labs Job #: C1P9953
Report Date: 2021/10/14

QUALITY ASSURANCE REPORT(CONT'D)

Agnico Eagle
Client Project #: 21452766
Site Location: Meadowbank GW
Your P.O. #: 997577
Sampler Initials: JS

			Matrix Spike		SPIKED BLANK		Method Blank		RPD		QC Standard	
QC Batch	Parameter	Date	% Recovery	QC Limits	% Recovery	QC Limits	Value	UNITS	Value (%)	QC Limits	% Recovery	QC Limits
7594712	Total Arsenic (As)	2021/09/16	103	80 - 120	102	80 - 120	<0.020	ug/L				
7594712	Total Barium (Ba)	2021/09/16	102	80 - 120	101	80 - 120	<0.020	ug/L				
7594712	Total Beryllium (Be)	2021/09/16	106	80 - 120	105	80 - 120	<0.010	ug/L				
7594712	Total Bismuth (Bi)	2021/09/16	101	80 - 120	100	80 - 120	<0.0050	ug/L				
7594712	Total Boron (B)	2021/09/16	109	80 - 120	107	80 - 120	<10	ug/L				
7594712	Total Cadmium (Cd)	2021/09/16	103	80 - 120	103	80 - 120	<0.0050	ug/L				
7594712	Total Chromium (Cr)	2021/09/16	96	80 - 120	95	80 - 120	<0.10	ug/L				
7594712	Total Cobalt (Co)	2021/09/16	96	80 - 120	94	80 - 120	<0.0050	ug/L				
7594712	Total Copper (Cu)	2021/09/16	94	80 - 120	93	80 - 120	<0.050	ug/L				
7594712	Total Iron (Fe)	2021/09/16	103	80 - 120	102	80 - 120	<1.0	ug/L				
7594712	Total Lead (Pb)	2021/09/16	104	80 - 120	102	80 - 120	<0.0050	ug/L				
7594712	Total Lithium (Li)	2021/09/16	102	80 - 120	100	80 - 120	<0.50	ug/L				
7594712	Total Manganese (Mn)	2021/09/16	101	80 - 120	100	80 - 120	<0.050	ug/L				
7594712	Total Molybdenum (Mo)	2021/09/16	106	80 - 120	103	80 - 120	<0.050	ug/L				
7594712	Total Nickel (Ni)	2021/09/16	100	80 - 120	97	80 - 120	<0.020	ug/L				
7594712	Total Selenium (Se)	2021/09/16	103	80 - 120	103	80 - 120	<0.040	ug/L				
7594712	Total Silicon (Si)	2021/09/16	109	80 - 120	109	80 - 120	<50	ug/L				
7594712	Total Silver (Ag)	2021/09/16	101	80 - 120	98	80 - 120	<0.0050	ug/L				
7594712	Total Strontium (Sr)	2021/09/16	96	80 - 120	94	80 - 120	<0.050	ug/L				
7594712	Total Thallium (Tl)	2021/09/16	100	80 - 120	97	80 - 120	<0.0020	ug/L				
7594712	Total Tin (Sn)	2021/09/16	103	80 - 120	101	80 - 120	<0.20	ug/L				
7594712	Total Titanium (Ti)	2021/09/16	104	80 - 120	103	80 - 120	<0.50	ug/L				
7594712	Total Uranium (U)	2021/09/16	103	80 - 120	103	80 - 120	<0.0020	ug/L				
7594712	Total Vanadium (V)	2021/09/16	96	80 - 120	95	80 - 120	<0.20	ug/L				
7594712	Total Zinc (Zn)	2021/09/16	104	80 - 120	106	80 - 120	<0.10	ug/L				
7594712	Total Zirconium (Zr)	2021/09/16	105	80 - 120	102	80 - 120	<0.10	ug/L				
7594713	Dissolved Aluminum (Al)	2021/09/16	93	80 - 120	100	80 - 120	<0.50	ug/L				
7594713	Dissolved Antimony (Sb)	2021/09/16	94	80 - 120	98	80 - 120	<0.020	ug/L				
7594713	Dissolved Arsenic (As)	2021/09/16	95	80 - 120	100	80 - 120	<0.020	ug/L				
7594713	Dissolved Barium (Ba)	2021/09/16	90	80 - 120	97	80 - 120	<0.020	ug/L				
7594713	Dissolved Beryllium (Be)	2021/09/16	94	80 - 120	102	80 - 120	<0.010	ug/L				

BV Labs Job #: C1P9953
Report Date: 2021/10/14

QUALITY ASSURANCE REPORT(CONT'D)

Agnico Eagle
Client Project #: 21452766
Site Location: Meadowbank GW
Your P.O. #: 997577
Sampler Initials: JS

			Matrix Spike		SPIKED BLANK		Method Blank		RPD		QC Standard	
QC Batch	Parameter	Date	% Recovery	QC Limits	% Recovery	QC Limits	Value	UNITS	Value (%)	QC Limits	% Recovery	QC Limits
7594713	Dissolved Bismuth (Bi)	2021/09/16	92	80 - 120	98	80 - 120	<0.0050	ug/L				
7594713	Dissolved Boron (B)	2021/09/16	99	80 - 120	105	80 - 120	<10	ug/L				
7594713	Dissolved Cadmium (Cd)	2021/09/16	94	80 - 120	99	80 - 120	<0.0050	ug/L				
7594713	Dissolved Chromium (Cr)	2021/09/16	91	80 - 120	97	80 - 120	<0.10	ug/L				
7594713	Dissolved Cobalt (Co)	2021/09/16	96	80 - 120	103	80 - 120	<0.0050	ug/L				
7594713	Dissolved Copper (Cu)	2021/09/16	89	80 - 120	97	80 - 120	<0.050	ug/L				
7594713	Dissolved Iron (Fe)	2021/09/16	96	80 - 120	103	80 - 120	<1.0	ug/L				
7594713	Dissolved Lead (Pb)	2021/09/16	98	80 - 120	104	80 - 120	<0.0050	ug/L				
7594713	Dissolved Lithium (Li)	2021/09/16	90	80 - 120	98	80 - 120	<0.50	ug/L				
7594713	Dissolved Manganese (Mn)	2021/09/16	88	80 - 120	95	80 - 120	<0.050	ug/L				
7594713	Dissolved Molybdenum (Mo)	2021/09/16	96	80 - 120	100	80 - 120	<0.050	ug/L				
7594713	Dissolved Nickel (Ni)	2021/09/16	91	80 - 120	100	80 - 120	<0.020	ug/L				
7594713	Dissolved Phosphorus (P)	2021/09/16	99	80 - 120	103	80 - 120	<2.0	ug/L				
7594713	Dissolved Selenium (Se)	2021/09/16	98	80 - 120	102	80 - 120	<0.040	ug/L				
7594713	Dissolved Silicon (Si)	2021/09/16	96	80 - 120	105	80 - 120	<50	ug/L				
7594713	Dissolved Silver (Ag)	2021/09/16	90	80 - 120	94	80 - 120	<0.0050	ug/L				
7594713	Dissolved Strontium (Sr)	2021/09/16	NC	80 - 120	91	80 - 120	<0.050	ug/L				
7594713	Dissolved Thallium (Tl)	2021/09/16	95	80 - 120	98	80 - 120	<0.0020	ug/L				
7594713	Dissolved Tin (Sn)	2021/09/16	93	80 - 120	99	80 - 120	<0.20	ug/L				
7594713	Dissolved Titanium (Ti)	2021/09/16	95	80 - 120	102	80 - 120	<0.50	ug/L				
7594713	Dissolved Uranium (U)	2021/09/16	100	80 - 120	102	80 - 120	<0.0020	ug/L				
7594713	Dissolved Vanadium (V)	2021/09/16	92	80 - 120	97	80 - 120	<0.20	ug/L				
7594713	Dissolved Zinc (Zn)	2021/09/16	96	80 - 120	103	80 - 120	<0.10	ug/L				

BV Labs Job #: C1P9953
Report Date: 2021/10/14

QUALITY ASSURANCE REPORT(CONT'D)

Agnico Eagle
Client Project #: 21452766
Site Location: Meadowbank GW
Your P.O. #: 997577
Sampler Initials: JS

			Matrix Spike		SPIKED BLANK		Method Blank		RPD		QC Standard	
QC Batch	Parameter	Date	% Recovery	QC Limits	% Recovery	QC Limits	Value	UNITS	Value (%)	QC Limits	% Recovery	QC Limits
7594713	Dissolved Zirconium (Zr)	2021/09/16	93	80 - 120	97	80 - 120	<0.10	ug/L				

N/A = Not Applicable

Duplicate: Paired analysis of a separate portion of the same sample. Used to evaluate the variance in the measurement.

Matrix Spike: A sample to which a known amount of the analyte of interest has been added. Used to evaluate sample matrix interference.

QC Standard: A sample of known concentration prepared by an external agency under stringent conditions. Used as an independent check of method accuracy.

Spiked Blank: A blank matrix sample to which a known amount of the analyte, usually from a second source, has been added. Used to evaluate method accuracy.

Method Blank: A blank matrix containing all reagents used in the analytical procedure. Used to identify laboratory contamination.

NC (Matrix Spike): The recovery in the matrix spike was not calculated. The relative difference between the concentration in the parent sample and the spike amount was too small to permit a reliable recovery calculation (matrix spike concentration was less than the native sample concentration)

NC (Duplicate RPD): The duplicate RPD was not calculated. The concentration in the sample and/or duplicate was too low to permit a reliable RPD calculation (absolute difference <= 2x RDL).

(1) Recovery or RPD for this parameter is outside control limits. The overall quality control for this analysis meets acceptability criteria.

BV Labs Job #: C1P9953
Report Date: 2021/10/14

Agnico Eagle
Client Project #: 21452766
Site Location: Meadowbank GW
Your P.O. #: 997577
Sampler Initials: JS

VALIDATION SIGNATURE PAGE

The analytical data and all QC contained in this report were reviewed and validated by:

Brad Newman, B.Sc., C.Chem., Scientific Service Specialist

David Huang, BBY Scientific Specialist

Ghayasuddin Khan, M.Sc., P.Chem., QP, Scientific Specialist, Inorganics

Mike MacGillivray, Scientific Specialist (Inorganics)

Sandy Yuan, M.Sc., QP, Scientific Specialist

BV Labs has procedures in place to guard against improper use of the electronic signature and have the required "signatories", as per ISO/IEC 17025, signing the reports.
For Service Group specific validation please refer to the Validation Signature Page.

BV Labs Job #: C1P9953
Report Date: 2021/10/14

Agnico Eagle
Client Project #: 21452766
Site Location: Meadowbank GW
Your P.O. #: 997577
Sampler Initials: JS

Exceedance Summary Table – Metal Mining Effluent Reg

Result Exceedances

Sample ID	BV Labs ID	Parameter	Criteria	Result	DL	UNITS
No Exceedances						

The exceedance summary table is for information purposes only and should not be considered a comprehensive listing or statement of conformance to applicable regulatory guidelines.

Bureau Veritas Laboratories 100 – 36 Antares Dr. Nepean, ON, K2E 7W5 Phone: 613-274-0573 Website: www.bvlabs.com

Appendix C-VII Analytical Report No. C1Q1433

Monitoring Location	Golder Sample ID	Lab Sample ID
MW-IPD-07	MW-IPD-07	QPW102
	MW-IPD-07-DUP-1	QPW103

Your P.O. #: 997577
Your Project #: 21452766
Site Location: Meadowbank GW
Your C.O.C. #: 403590

Attention: Reporting

Agnico Eagle
Meadowbank
Meadowbank
Keewatin, NU
CANADA P0X 0A1

Report Date: 2021/09/28
Report #: R6830542
Version: 1 - Final

CERTIFICATE OF ANALYSIS

BV LABS JOB #: C1Q1433
Received: 2021/09/10, 09:30

Sample Matrix: Ground Water
Samples Received: 2

Analyses	Quantity	Date Extracted	Date Analyzed	Laboratory Method	Analytical Method
Alkalinity (1)	2	N/A	2021/09/14	CAM SOP-00448	SM 23 2320 B m
Carbonate, Bicarbonate and Hydroxide (1)	2	N/A	2021/09/15	CAM SOP-00102	APHA 4500-CO2 D
Conductivity (1)	2	N/A	2021/09/14	CAM SOP-00414	SM 23 2510 m
Free (WAD) Cyanide (1)	2	N/A	2021/09/15	CAM SOP-00457	OMOE E3015 m
Total Cyanide (1)	2	2021/09/15	2021/09/15	CAM SOP-00457	OMOE E3015 5 m
Dissolved Organic Carbon (DOC) (1, 5)	2	N/A	2021/09/14	CAM SOP-00446	SM 23 5310 B m
Fluoride (1)	2	2021/09/14	2021/09/14	CAM SOP-00449	SM 23 4500-F C m
Dissolved Mercury (low level) (1)	2	2021/09/14	2021/09/14	CAM SOP-00453	EPA 7470 m
Mercury (low level) (1)	2	2021/09/15	2021/09/15	CAM SOP-00453	EPA 7470 m
Bromide in water by IC (2)	2	N/A	2021/09/16		
Low Level Chloride and Sulphate by AC (2)	2	N/A	2021/09/20	AB SOP-00020 / AB SOP-00018	SM23 4500-CL/SO4-E m
Cyanide (Free) (2)	2	2021/09/17	2021/09/17	CAL SOP-00266	EPA 9016d R0 m
Hardness Total (calculated as CaCO3) (3, 6)	2	N/A	2021/09/20	BBY WI-00033	Auto Calc
Hardness (calculated as CaCO3) (3)	2	N/A	2021/09/17	BBY WI-00033	Auto Calc
Na, K, Ca, Mg, S by CRC ICPMS (diss.) (3)	2	N/A	2021/09/17	BBY WI-00033	Auto Calc
Elements by ICPMS Low Level (dissolved) (3)	2	N/A	2021/09/17	BBY7SOP-00002	EPA 6020B R2 m
Elements by ICPMS Low Level (dissolved) (3)	1	N/A	2021/09/23	BBY7SOP-00002	EPA 6020b R2 m
Na, K, Ca, Mg, S by CRC ICPMS (total) (3)	2	N/A	2021/09/20	BBY WI-00033	Auto Calc
Elements by ICPMS Low Level (total) (3)	2	N/A	2021/09/17	BBY7SOP-00002	EPA 6020B R2 m
Ammonia-N Low Level (2)	2	2021/09/16	2021/09/16	AB SOP-00007	SM23 4500 NH3 A G m
Orthophosphate by Konelab (low level) (2)	2	N/A	2021/09/16		
Silica (Reactive) (2)	2	N/A	2021/09/19	AB SOP-00011	EPA370.1 R1978 m
Total Dissolved Solids (Calc. from EC) (2)	2	N/A	2021/09/18		Auto Calc
Total Phosphorus Low Level Total (2)	2	2021/09/17	2021/09/17	AB SOP-00024	SM 23 4500-P A,B,F m
Ammonium as NH4+ (1)	2	N/A	2021/09/15		
Nitrate (NO3) and Nitrite (NO2) in Water (1, 7)	2	N/A	2021/09/14	CAM SOP-00440	SM 23 4500-NO3I/NO2B
pH (1)	2	2021/09/14	2021/09/14	CAM SOP-00413	SM 4500H+ B m
Field Measured pH (1, 8)	2	N/A	2021/09/11		Field pH Meter
Salinity (4, 9)	2	N/A	2021/09/17		SM 22 2520B
Total Dissolved Solids (1)	2	2021/09/14	2021/09/15	CAM SOP-00428	SM 23 2540C m

Your P.O. #: 997577
Your Project #: 21452766
Site Location: Meadowbank GW
Your C.O.C. #: 403590

Attention: Reporting

Agnico Eagle
Meadowbank
Meadowbank
Keewatin, NU
CANADA P0X 0A1

Report Date: 2021/09/28
Report #: R6830542
Version: 1 - Final

CERTIFICATE OF ANALYSIS

BV LABS JOB #: C1Q1433
Received: 2021/09/10, 09:30

Sample Matrix: Ground Water
Samples Received: 2

Analyses	Quantity	Date Extracted	Date Analyzed	Laboratory Method	Analytical Method
Field Temperature (1, 8)	2	N/A	2021/09/11		Field Thermometer
Total Kjeldahl Nitrogen in Water (1)	2	2021/09/15	2021/09/16	CAM SOP-00938	OMOE E3516 m
Total Organic Carbon (TOC) (1, 10)	2	N/A	2021/09/16	CAM SOP-00446	SM 23 5310B m
Low Level Total Suspended Solids (1)	2	2021/09/14	2021/09/15	CAM SOP-00428	SM 23 2540D m
Turbidity (1)	2	N/A	2021/09/14	CAM SOP-00417	SM 23 2130 B m
Un-ionized Ammonia (1)	2	2021/09/11	2021/09/15	Auto Calc.	PWQO

Remarks:

Bureau Veritas is accredited to ISO/IEC 17025 for specific parameters on scopes of accreditation. Unless otherwise noted, procedures used by Bureau Veritas are based upon recognized Provincial, Federal or US method compendia such as CCME, MELCC, EPA, APHA.

All work recorded herein has been done in accordance with procedures and practices ordinarily exercised by professionals in Bureau Veritas' profession using accepted testing methodologies, quality assurance and quality control procedures (except where otherwise agreed by the client and Bureau Veritas in writing). All data is in statistical control and has met quality control and method performance criteria unless otherwise noted. All method blanks are reported; unless indicated otherwise, associated sample data are not blank corrected. Where applicable, unless otherwise noted, Measurement Uncertainty has not been accounted for when stating conformity to the referenced standard.

Bureau Veritas liability is limited to the actual cost of the requested analyses, unless otherwise agreed in writing. There is no other warranty expressed or implied. Bureau Veritas has been retained to provide analysis of samples provided by the Client using the testing methodology referenced in this report. Interpretation and use of test results are the sole responsibility of the Client and are not within the scope of services provided by Bureau Veritas, unless otherwise agreed in writing. Bureau Veritas is not responsible for the accuracy or any data impacts, that result from the information provided by the customer or their agent.

Solid sample results, except biota, are based on dry weight unless otherwise indicated. Organic analyses are not recovery corrected except for isotope dilution methods.
Results relate to samples tested. When sampling is not conducted by Bureau Veritas, results relate to the supplied samples tested.
This Certificate shall not be reproduced except in full, without the written approval of the laboratory.
Reference Method suffix “m” indicates test methods incorporate validated modifications from specific reference methods to improve performance.
* RPDs calculated using raw data. The rounding of final results may result in the apparent difference.
(1) This test was performed by Bureau Veritas Mississauga, 6740 Campobello Rd , Mississauga, ON, L5N 2L8
(2) This test was performed by Bureau Veritas Calgary (19th), 4000 19th Street NE , Calgary, AB, T2E 6P8
(3) This test was performed by Bureau Veritas Burnaby, 4606 Canada Way , Burnaby, BC, V5G 1K5
(4) This test was performed by Bureau Veritas Bedford, 200 Bluewater Rd Suite 105, Bedford, NS, B4B 1G9
(5) Dissolved Organic Carbon (DOC) present in the sample should be considered as non-purgeable DOC.
(6) "Total Hardness" was calculated from Total Ca and Mg concentrations and may be biased high (Hardness, or Dissolved Hardness, calculated from Dissolved Ca and Mg, should be

Your P.O. #: 997577
Your Project #: 21452766
Site Location: Meadowbank GW
Your C.O.C. #: 403590

Attention: Reporting

Agnico Eagle
Meadowbank
Meadowbank
Keewatin, NU
CANADA P0X 0A1

Report Date: 2021/09/28
Report #: R6830542
Version: 1 - Final

CERTIFICATE OF ANALYSIS

BV LABS JOB #: C1Q1433
Received: 2021/09/10, 09:30

used for compliance if available).
(7) Values for calculated parameters may not appear to add up due to rounding of raw data and significant figures.
(8) This is a field test, therefore, the results relate to items that were not analysed at Bureau Veritas Laboratories.
(9) Non-accredited test method
(10) Total Organic Carbon (TOC) present in the sample should be considered as non-purgeable TOC.

Encryption Key

Please direct all questions regarding this Certificate of Analysis to your Project Manager.
Katherine Szozda, Project Manager
Email: Katherine.Szozda@bureauveritas.com
Phone# (613)274-0573 Ext:7063633
==========
BV Labs has procedures in place to guard against improper use of the electronic signature and have the required "signatories", as per ISO/IEC 17025, signing the reports. For Service Group specific validation please refer to the Validation Signature Page.

BV Labs Job #: C1Q1433
Report Date: 2021/09/28

Agnico Eagle
Client Project #: 21452766
Site Location: Meadowbank GW
Your P.O. #: 997577
Sampler Initials: DH

RESULTS OF ANALYSES OF GROUND WATER

BV Labs ID		QPW102			QPW102			QPW103		
Sampling Date		2021/09/07 12:00			2021/09/07 12:00			2021/09/07 12:00		
COC Number		403590			403590			403590		
	UNITS	**MW-IPD-07**	**RDL**	**QC Batch**	**MW-IPD-07 Lab-Dup**	**RDL**	**QC Batch**	**MW-IPD-07-DUP-1**	**RDL**	**QC Batch**
CONVENTIONALS										
Total Nitrogen (Ammonia Nitrogen)	mg/L	0.14	0.0050	7589092				0.14	0.0050	7589092
Calculated Parameters										
Ammonium (NH4)	mg/L	0.16	0.0048	7574214				0.15	0.0048	7574214
Bicarb. Alkalinity (calc. as CaCO3)	mg/L	100	1.0	7572214				100	1.0	7572214
Carb. Alkalinity (calc. as CaCO3)	mg/L	1.5	1.0	7572214				1.6	1.0	7572214
Dissolved Hardness (CaCO3)	mg/L	72.3	0.50	7583037				71.9	0.50	7583037
Total dissolved solids (calc., EC)	mg/L	160	10	7589341				150	10	7589341
Total Un-ionized Ammonia	mg/L	0.013	0.0048	7574215				0.012	0.0048	7574215
Field Measurements										
Field Temperature	Celsius	20.61	N/A	ONSITE				20.61	N/A	ONSITE
Field Measured pH	pH	8.31		ONSITE				8.31		ONSITE
Inorganics										
Dissolved Bromide (Br-)	mg/L	0.068	0.010	7583130				0.075	0.010	7583130
Conductivity	mS/cm	0.255	0.001	7575962	0.254	0.001	7575962	0.253	0.001	7575962
Free Cyanide (CN)	ug/L	<1.0	1.0	7589344				<1.0	1.0	7589344
Total Dissolved Solids	mg/L	160	10	7576427				120	10	7576427
Fluoride (F-)	mg/L	1.2	0.10	7575963	1.2	0.10	7575963	1.2	0.10	7575963
Total Kjeldahl Nitrogen (TKN)	mg/L	0.22	0.10	7578060				0.18	0.10	7578060
Dissolved Organic Carbon	mg/L	0.97	0.40	7575650				0.97	0.40	7575650
Total Organic Carbon (TOC)	mg/L	1.1	0.40	7578606				1.2	0.40	7578606
Orthophosphate (P)	mg/L	0.037	0.0050	7589340				0.029	0.0050	7589340
pH	pH	8.21		7575922	8.22		7575922	8.22		7575922
Salinity	N/A	<2.0	2.0	7584045	<2.0	2.0	7584045	<2.0	2.0	7584045
Reactive Silica (SiO2)	mg/L	8.1	0.050	7587820				8.1	0.050	7587820
Total Suspended Solids	mg/L	<1	1	7576414				<1	1	7576414
Total Cyanide (CN)	mg/L	<0.0050	0.0050	7578899				<0.0050	0.0050	7578899
Turbidity	NTU	0.2	0.1	7574468				0.2	0.1	7574468
WAD Cyanide (Free)	mg/L	<0.0010	0.0010	7578897				<0.0010	0.0010	7578897

RDL = Reportable Detection Limit
QC Batch = Quality Control Batch
Lab-Dup = Laboratory Initiated Duplicate
N/A = Not Applicable

BV Labs Job #: C1Q1433
Report Date: 2021/09/28

Agnico Eagle
Client Project #: 21452766
Site Location: Meadowbank GW
Your P.O. #: 997577
Sampler Initials: DH

RESULTS OF ANALYSES OF GROUND WATER

BV Labs ID		QPW102			QPW102			QPW103		
Sampling Date		2021/09/07 12:00			2021/09/07 12:00			2021/09/07 12:00		
COC Number		403590			403590			403590		
	UNITS	**MW-IPD-07**	**RDL**	**QC Batch**	**MW-IPD-07 Lab-Dup**	**RDL**	**QC Batch**	**MW-IPD-07-DUP-1**	**RDL**	**QC Batch**
Alkalinity (Total as CaCO3)	mg/L	100	1.0	7575919	100	1.0	7575919	100	1.0	7575919
Dissolved Chloride (Cl-)	mg/L	5.3	0.50	7589342				5.4	0.50	7589342
Nitrite (N)	mg/L	<0.010	0.010	7575929				<0.010	0.010	7575929
Nitrate (N)	mg/L	<0.10	0.10	7575929				<0.10	0.10	7575929
Dissolved Sulphate (SO4)	mg/L	20	0.50	7589342				20	0.50	7589342
Nitrate + Nitrite (N)	mg/L	<0.10	0.10	7575929				<0.10	0.10	7575929
Metals										
Dissolved Aluminum (Al)	ug/L	3.40	0.50	7597181				1.25	0.50	7597180
Total Aluminum (Al)	ug/L	1.41	0.50	7597179				1.58	0.50	7597179
Dissolved Antimony (Sb)	ug/L	<0.020	0.020	7597180				<0.020	0.020	7597180
Total Antimony (Sb)	ug/L	<0.020	0.020	7597179				<0.020	0.020	7597179
Dissolved Arsenic (As)	ug/L	3.43	0.020	7597180				3.40	0.020	7597180
Total Arsenic (As)	ug/L	3.43	0.020	7597179				3.47	0.020	7597179
Dissolved Barium (Ba)	ug/L	12.5	0.020	7597180				12.4	0.020	7597180
Total Barium (Ba)	ug/L	12.9	0.020	7597179				12.4	0.020	7597179
Dissolved Beryllium (Be)	ug/L	<0.010	0.010	7597180				<0.010	0.010	7597180
Total Beryllium (Be)	ug/L	<0.010	0.010	7597179				<0.010	0.010	7597179
Dissolved Bismuth (Bi)	ug/L	<0.0050	0.0050	7597180				<0.0050	0.0050	7597180
Total Bismuth (Bi)	ug/L	<0.0050	0.0050	7597179				<0.0050	0.0050	7597179
Dissolved Boron (B)	ug/L	234	10	7597180				236	10	7597180
Total Boron (B)	ug/L	247	10	7597179				237	10	7597179
Dissolved Cadmium (Cd)	ug/L	<0.0050	0.0050	7597180				<0.0050	0.0050	7597180
Total Cadmium (Cd)	ug/L	<0.0050	0.0050	7597179				<0.0050	0.0050	7597179
Dissolved Chromium (Cr)	ug/L	<0.10	0.10	7597180				<0.10	0.10	7597180
Total Chromium (Cr)	ug/L	<0.10	0.10	7597179				<0.10	0.10	7597179
Dissolved Cobalt (Co)	ug/L	0.0162	0.0050	7597181				0.0249	0.0050	7597180
Total Cobalt (Co)	ug/L	0.0126	0.0050	7597179				0.0149	0.0050	7597179
Dissolved Copper (Cu)	ug/L	<0.050	0.050	7597180				<0.050	0.050	7597180
Total Copper (Cu)	ug/L	<0.050	0.050	7597179				<0.050	0.050	7597179
Dissolved Iron (Fe)	ug/L	74.7	1.0	7597180				69.8	1.0	7597180

RDL = Reportable Detection Limit
QC Batch = Quality Control Batch
Lab-Dup = Laboratory Initiated Duplicate

BV Labs Job #: C1Q1433
Report Date: 2021/09/28

Agnico Eagle
Client Project #: 21452766
Site Location: Meadowbank GW
Your P.O. #: 997577
Sampler Initials: DH

RESULTS OF ANALYSES OF GROUND WATER

BV Labs ID		QPW102			QPW102			QPW103		
Sampling Date		2021/09/07 12:00			2021/09/07 12:00			2021/09/07 12:00		
COC Number		403590			403590			403590		
	UNITS	**MW-IPD-07**	**RDL**	**QC Batch**	**MW-IPD-07 Lab-Dup**	**RDL**	**QC Batch**	**MW-IPD-07-DUP-1**	**RDL**	**QC Batch**
Total Iron (Fe)	ug/L	90.5	1.0	7597179				88.7	1.0	7597179
Dissolved Lead (Pb)	ug/L	<0.0050	0.0050	7597180				<0.0050	0.0050	7597180
Total Lead (Pb)	ug/L	<0.0050	0.0050	7597179				<0.0050	0.0050	7597179
Dissolved Lithium (Li)	ug/L	5.34	0.50	7597180				5.39	0.50	7597180
Total Lithium (Li)	ug/L	5.83	0.50	7597179				5.75	0.50	7597179
Dissolved Manganese (Mn)	ug/L	57.7	0.050	7597180				57.9	0.050	7597180
Total Manganese (Mn)	ug/L	64.4	0.050	7597179				63.4	0.050	7597179
Dissolved Molybdenum (Mo)	ug/L	6.93	0.050	7597180				6.95	0.050	7597180
Total Molybdenum (Mo)	ug/L	7.06	0.050	7597179				6.96	0.050	7597179
Dissolved Nickel (Ni)	ug/L	0.113	0.020	7597180				0.088	0.020	7597180
Total Nickel (Ni)	ug/L	0.133	0.020	7597179				0.122	0.020	7597179
Dissolved Phosphorus (P)	ug/L	35.1	2.0	7597180				35.8	2.0	7597180
Dissolved Selenium (Se)	ug/L	0.662	0.040	7597180				0.680	0.040	7597180
Total Silicon (Si)	ug/L	3780	50	7597179				3690	50	7597179
Total Selenium (Se)	ug/L	1.38	0.040	7597179				1.94	0.040	7597179
Dissolved Silicon (Si)	ug/L	3570	50	7597180				3570	50	7597180
Dissolved Silver (Ag)	ug/L	<0.0050	0.0050	7597180				<0.0050	0.0050	7597180
Total Silver (Ag)	ug/L	<0.0050	0.0050	7597179				<0.0050	0.0050	7597179
Dissolved Strontium (Sr)	ug/L	151	0.050	7597180				153	0.050	7597180
Total Strontium (Sr)	ug/L	157	0.050	7597179				157	0.050	7597179
Dissolved Thallium (Tl)	ug/L	<0.0020	0.0020	7597180				<0.0020	0.0020	7597180
Total Thallium (Tl)	ug/L	0.0022	0.0020	7597179				<0.0020	0.0020	7597179
Dissolved Tin (Sn)	ug/L	<0.20	0.20	7597180				<0.20	0.20	7597180
Total Tin (Sn)	ug/L	<0.20	0.20	7597179				<0.20	0.20	7597179
Dissolved Titanium (Ti)	ug/L	<0.50	0.50	7597180				<0.50	0.50	7597180
Total Titanium (Ti)	ug/L	<0.50	0.50	7597179				<0.50	0.50	7597179
Dissolved Uranium (U)	ug/L	0.0415	0.0020	7597180				0.0388	0.0020	7597180
Total Uranium (U)	ug/L	0.0450	0.0020	7597179				0.0404	0.0020	7597179
Dissolved Vanadium (V)	ug/L	<0.20	0.20	7597180				<0.20	0.20	7597180
Total Vanadium (V)	ug/L	<0.20	0.20	7597179				<0.20	0.20	7597179

RDL = Reportable Detection Limit
QC Batch = Quality Control Batch
Lab-Dup = Laboratory Initiated Duplicate

BV Labs Job #: C1Q1433
Report Date: 2021/09/28

Agnico Eagle
Client Project #: 21452766
Site Location: Meadowbank GW
Your P.O. #: 997577
Sampler Initials: DH

RESULTS OF ANALYSES OF GROUND WATER

BV Labs ID		QPW102			QPW102			QPW103		
Sampling Date		2021/09/07 12:00			2021/09/07 12:00			2021/09/07 12:00		
COC Number		403590			403590			403590		
	UNITS	**MW-IPD-07**	**RDL**	**QC Batch**	**MW-IPD-07 Lab-Dup**	**RDL**	**QC Batch**	**MW-IPD-07-DUP-1**	**RDL**	**QC Batch**
Dissolved Zinc (Zn)	ug/L	<0.10	0.10	7597180				<0.10	0.10	7597180
Total Zinc (Zn)	ug/L	0.28	0.10	7597179				0.30	0.10	7597179
Dissolved Zirconium (Zr)	ug/L	<0.10	0.10	7597180				<0.10	0.10	7597180
Total Zirconium (Zr)	ug/L	<0.10	0.10	7597179				<0.10	0.10	7597179
Dissolved Calcium (Ca)	mg/L	15.8	0.050	7583038				15.5	0.050	7583038
Total Calcium (Ca)	mg/L	15.7	0.050	7597178				15.6	0.050	7597178
Dissolved Magnesium (Mg)	mg/L	7.99	0.050	7583038				8.06	0.050	7583038
Total Magnesium (Mg)	mg/L	8.23	0.050	7597178				8.11	0.050	7597178
Dissolved Potassium (K)	mg/L	2.02	0.050	7583038				2.03	0.050	7583038
Total Potassium (K)	mg/L	2.10	0.050	7597178				2.07	0.050	7597178
Dissolved Sodium (Na)	mg/L	22.5	0.050	7583038				22.9	0.050	7583038
Total Sodium (Na)	mg/L	22.9	0.050	7597178				22.2	0.050	7597178
Dissolved Sulphur (S)	mg/L	6.3	3.0	7583038				6.3	3.0	7583038
Total Sulphur (S)	mg/L	7.2	3.0	7597178				7.7	3.0	7597178
Nutritional Parameters										
Total Phosphorus (P)	mg/L	0.029	0.0010	7589343				0.029	0.0010	7589343

RDL = Reportable Detection Limit
QC Batch = Quality Control Batch
Lab-Dup = Laboratory Initiated Duplicate

BV Labs Job #: C1Q1433
Report Date: 2021/09/28

Agnico Eagle
Client Project #: 21452766
Site Location: Meadowbank GW
Your P.O. #: 997577
Sampler Initials: DH

ELEMENTS BY ATOMIC SPECTROSCOPY (GROUND WATER)

BV Labs ID		QPW102			QPW102			QPW103		
Sampling Date		2021/09/07 12:00			2021/09/07 12:00			2021/09/07 12:00		
COC Number		403590			403590			403590		
	UNITS	**MW-IPD-07**	**RDL**	**QC Batch**	**MW-IPD-07 Lab-Dup**	**RDL**	**QC Batch**	**MW-IPD-07-DUP-1**	**RDL**	**QC Batch**
Calculated Parameters										
Total Hardness (CaCO3)	mg/L	73.2	0.50	7588700				72.4	0.50	7588700
Metals										
Mercury (Hg)	mg/L	<0.00001	0.00001	7578420	<0.00001	0.00001	7578420	<0.00001	0.00001	7578420
Dissolved Mercury (Hg)	mg/L	<0.00001	0.00001	7575696				<0.00001	0.00001	7575696

RDL = Reportable Detection Limit
QC Batch = Quality Control Batch
Lab-Dup = Laboratory Initiated Duplicate

BV Labs Job #: C1Q1433
Report Date: 2021/09/28

Agnico Eagle
Client Project #: 21452766
Site Location: Meadowbank GW
Your P.O. #: 997577
Sampler Initials: DH

TEST SUMMARY

BV Labs ID: QPW102
Sample ID: MW-IPD-07
Matrix: Ground Water

Collected: 2021/09/07
Shipped:
Received: 2021/09/10

Test Description	Instrumentation	Batch	Extracted	Date Analyzed	Analyst
Alkalinity	AT	7575919	N/A	2021/09/14	Surinder Rai
Carbonate, Bicarbonate and Hydroxide	CALC	7572214	N/A	2021/09/15	Automated Statchk
Conductivity	AT	7575962	N/A	2021/09/14	Surinder Rai
Free (WAD) Cyanide	SKAL/CN	7578897	N/A	2021/09/15	Aditiben Patel
Total Cyanide	SKAL/CN	7578899	2021/09/15	2021/09/15	Aditiben Patel
Dissolved Organic Carbon (DOC)	TOCV/NDIR	7575650	N/A	2021/09/14	Julianna Castiglione
Fluoride	ISE	7575963	2021/09/14	2021/09/14	Surinder Rai
Dissolved Mercury (low level)	CV/AA	7575696	2021/09/14	2021/09/14	Gagandeep Rai
Mercury (low level)	CV/AA	7578420	2021/09/15	2021/09/15	Gagandeep Rai
Bromide in water by IC	IC/UV	7583130	N/A	2021/09/16	Karen Graham
Low Level Chloride and Sulphate by AC	KONE	7589342	N/A	2021/09/20	Bradley Freake
Cyanide (Free)	SPEC	7589344	2021/09/17	2021/09/17	Taylor Mullings
Hardness Total (calculated as CaCO3)	CALC	7588700	N/A	2021/09/20	Automated Statchk
Hardness (calculated as CaCO3)	CALC	7583037	N/A	2021/09/17	Automated Statchk
Na, K, Ca, Mg, S by CRC ICPMS (diss.)	ICP	7583038	N/A	2021/09/17	Automated Statchk
Elements by ICPMS Low Level (dissolved)	ICP/MS	7597181	N/A	2021/09/23	Andrew An
Na, K, Ca, Mg, S by CRC ICPMS (total)	ICP	7597178	N/A	2021/09/20	Automated Statchk
Elements by ICPMS Low Level (total)	ICP/MS	7597179	N/A	2021/09/17	Andrew An
Ammonia-N Low Level	KONE/UVVS	7589092	2021/09/16	2021/09/16	Ian Bullecer
Orthophosphate by Konelab (low level)	KONE	7589340	N/A	2021/09/16	Fadia Mostafa
Silica (Reactive)	KONE	7587820	N/A	2021/09/19	Serena Tian
Total Dissolved Solids (Calc. from EC)	CALC	7589341	N/A	2021/09/18	Automated Statchk
Total Phosphorus Low Level Total	KONE	7589343	2021/09/17	2021/09/17	Fadia Mostafa
Ammonium as NH4+	CALC/NH3	7574214	N/A	2021/09/15	Automated Statchk
Nitrate (NO3) and Nitrite (NO2) in Water	LACH	7575929	N/A	2021/09/14	Chandra Nandlal
pH	AT	7575922	2021/09/14	2021/09/14	Surinder Rai
Field Measured pH	PH	ONSITE	N/A	2021/09/11	Dipika Singh
Salinity		7584045	N/A	2021/09/17	Brent Boudreau
Total Dissolved Solids	BAL	7576427	2021/09/14	2021/09/15	Shaneil Hall
Field Measured pH	PH	ONSITE	N/A	2021/09/11	Dipika Singh
Total Kjeldahl Nitrogen in Water	SKAL	7578060	2021/09/15	2021/09/16	Rajni Tyagi
Total Organic Carbon (TOC)	TOCV/NDIR	7578606	N/A	2021/09/16	Julianna Castiglione
Low Level Total Suspended Solids	BAL	7576414	2021/09/14	2021/09/15	Shaneil Hall
Turbidity	AT	7574468	N/A	2021/09/14	Neil Dassanayake
Un-ionized Ammonia	CALC/NH3	7574215	2021/09/15	2021/09/15	Automated Statchk

BV Labs ID: QPW102 Dup
Sample ID: MW-IPD-07
Matrix: Ground Water

Collected: 2021/09/07
Shipped:
Received: 2021/09/10

Test Description	Instrumentation	Batch	Extracted	Date Analyzed	Analyst
Alkalinity	AT	7575919	N/A	2021/09/14	Surinder Rai
Conductivity	AT	7575962	N/A	2021/09/14	Surinder Rai
Fluoride	ISE	7575963	2021/09/14	2021/09/14	Surinder Rai

BV Labs Job #: C1Q1433
Report Date: 2021/09/28

Agnico Eagle
Client Project #: 21452766
Site Location: Meadowbank GW
Your P.O. #: 997577
Sampler Initials: DH

TEST SUMMARY

BV Labs ID: QPW102 Dup
Sample ID: MW-IPD-07
Matrix: Ground Water

Collected: 2021/09/07
Shipped:
Received: 2021/09/10

Test Description	Instrumentation	Batch	Extracted	Date Analyzed	Analyst
Mercury (low level)	CV/AA	7578420	2021/09/15	2021/09/15	Gagandeep Rai
pH	AT	7575922	2021/09/14	2021/09/14	Surinder Rai
Salinity		7584045	N/A	2021/09/17	Brent Boudreau

BV Labs ID: QPW103
Sample ID: MW-IPD-07-DUP-1
Matrix: Ground Water

Collected: 2021/09/07
Shipped:
Received: 2021/09/10

Test Description	Instrumentation	Batch	Extracted	Date Analyzed	Analyst
Alkalinity	AT	7575919	N/A	2021/09/14	Surinder Rai
Carbonate, Bicarbonate and Hydroxide	CALC	7572214	N/A	2021/09/15	Automated Statchk
Conductivity	AT	7575962	N/A	2021/09/14	Surinder Rai
Free (WAD) Cyanide	SKAL/CN	7578897	N/A	2021/09/15	Aditiben Patel
Total Cyanide	SKAL/CN	7578899	2021/09/15	2021/09/15	Aditiben Patel
Dissolved Organic Carbon (DOC)	TOCV/NDIR	7575650	N/A	2021/09/14	Julianna Castiglione
Fluoride	ISE	7575963	2021/09/14	2021/09/14	Surinder Rai
Dissolved Mercury (low level)	CV/AA	7575696	2021/09/14	2021/09/14	Gagandeep Rai
Mercury (low level)	CV/AA	7578420	2021/09/15	2021/09/15	Gagandeep Rai
Bromide in water by IC	IC/UV	7583130	N/A	2021/09/16	Karen Graham
Low Level Chloride and Sulphate by AC	KONE	7589342	N/A	2021/09/20	Bradley Freake
Cyanide (Free)	SPEC	7589344	2021/09/17	2021/09/17	Taylor Mullings
Hardness Total (calculated as CaCO3)	CALC	7588700	N/A	2021/09/20	Automated Statchk
Hardness (calculated as CaCO3)	CALC	7583037	N/A	2021/09/17	Automated Statchk
Na, K, Ca, Mg, S by CRC ICPMS (diss.)	ICP	7583038	N/A	2021/09/17	Automated Statchk
Elements by ICPMS Low Level (dissolved)	ICP/MS	7597180	N/A	2021/09/17	Andrew An
Na, K, Ca, Mg, S by CRC ICPMS (total)	ICP	7597178	N/A	2021/09/20	Automated Statchk
Elements by ICPMS Low Level (total)	ICP/MS	7597179	N/A	2021/09/17	Andrew An
Ammonia-N Low Level	KONE/UVVS	7589092	2021/09/16	2021/09/16	Ian Bullecer
Orthophosphate by Konelab (low level)	KONE	7589340	N/A	2021/09/16	Fadia Mostafa
Silica (Reactive)	KONE	7587820	N/A	2021/09/19	Serena Tian
Total Dissolved Solids (Calc. from EC)	CALC	7589341	N/A	2021/09/18	Automated Statchk
Total Phosphorus Low Level Total	KONE	7589343	2021/09/17	2021/09/17	Fadia Mostafa
Ammonium as NH4+	CALC/NH3	7574214	N/A	2021/09/15	Automated Statchk
Nitrate (NO3) and Nitrite (NO2) in Water	LACH	7575929	N/A	2021/09/14	Chandra Nandlal
pH	AT	7575922	2021/09/14	2021/09/14	Surinder Rai
Field Measured pH	PH	ONSITE	N/A	2021/09/11	Dipika Singh
Salinity		7584045	N/A	2021/09/17	Brent Boudreau
Total Dissolved Solids	BAL	7576427	2021/09/14	2021/09/15	Shaneil Hall
Field Measured pH	PH	ONSITE	N/A	2021/09/11	Dipika Singh
Total Kjeldahl Nitrogen in Water	SKAL	7578060	2021/09/15	2021/09/16	Rajni Tyagi
Total Organic Carbon (TOC)	TOCV/NDIR	7578606	N/A	2021/09/16	Julianna Castiglione
Low Level Total Suspended Solids	BAL	7576414	2021/09/14	2021/09/15	Shaneil Hall
Turbidity	AT	7574468	N/A	2021/09/14	Neil Dassanayake
Un-ionized Ammonia	CALC/NH3	7574215	2021/09/15	2021/09/15	Automated Statchk

BV Labs Job #: C1Q1433
Report Date: 2021/09/28

Agnico Eagle
Client Project #: 21452766
Site Location: Meadowbank GW
Your P.O. #: 997577
Sampler Initials: DH

GENERAL COMMENTS

Each temperature is the average of up to three cooler temperatures taken at receipt

Package 1	16.3°C
Package 2	15.3°C
Package 3	15.0°C
Package 4	16.0°C
Package 5	14.7°C
Package 6	17.3°C
Package 7	16.3°C
Package 8	16.3°C
Package 9	17.7°C

Sample QPW102 [MW-IPD-07] : Sample was analyzed past method specified hold time for Orthophosphate by Konelab (low level). Exceedance of hold time increases the uncertainty of test results but does not necessarily imply that results are compromised.

Sample QPW103 [MW-IPD-07-DUP-1] : Sample was analyzed past method specified hold time for Orthophosphate by Konelab (low level). Exceedance of hold time increases the uncertainty of test results but does not necessarily imply that results are compromised.

Sample QPW102, Elements by ICPMS Low Level (dissolved): Test repeated.

Results relate only to the items tested.

BV Labs Job #: C1Q1433
Report Date: 2021/09/28

QUALITY ASSURANCE REPORT

Agnico Eagle
Client Project #: 21452766
Site Location: Meadowbank GW
Your P.O. #: 997577
Sampler Initials: DH

			Matrix Spike		SPIKED BLANK		Method Blank		RPD		QC Standard	
QC Batch	Parameter	Date	% Recovery	QC Limits	% Recovery	QC Limits	Value	UNITS	Value (%)	QC Limits	% Recovery	QC Limits
7574468	Turbidity	2021/09/14			93	85 - 115	<0.1	NTU	NC	20		
7575650	Dissolved Organic Carbon	2021/09/14	95	80 - 120	96	80 - 120	<0.40	mg/L	0.43	20		
7575696	Dissolved Mercury (Hg)	2021/09/14	94	75 - 125	94	80 - 120	<0.00001	mg/L	NC	20		
7575919	Alkalinity (Total as CaCO3)	2021/09/14			98	85 - 115	<1.0	mg/L	0.27	20		
7575922	pH	2021/09/14			102	98 - 103			0.15	N/A		
7575929	Nitrate (N)	2021/09/14	113	80 - 120	111	80 - 120	<0.10	mg/L	0.34	20		
7575929	Nitrite (N)	2021/09/14	105	80 - 120	107	80 - 120	<0.010	mg/L	NC	20		
7575962	Conductivity	2021/09/14			103	85 - 115	<0.001	mS/cm	0.39	25		
7575963	Fluoride (F-)	2021/09/14	104	80 - 120	100	80 - 120	<0.10	mg/L	0.47	20		
7576414	Total Suspended Solids	2021/09/15					<1	mg/L	0	25	95	85 - 115
7576427	Total Dissolved Solids	2021/09/15					<10	mg/L	0.72	25	102	90 - 110
7578060	Total Kjeldahl Nitrogen (TKN)	2021/09/16	105	80 - 120	100	80 - 120	<0.10	mg/L	6.3	20	101	80 - 120
7578420	Mercury (Hg)	2021/09/15	97	75 - 125	96	80 - 120	<0.00001	mg/L	NC	20		
7578606	Total Organic Carbon (TOC)	2021/09/15	95	80 - 120	94	80 - 120	<0.40	mg/L	0.23	20		
7578897	WAD Cyanide (Free)	2021/09/15	88	80 - 120	101	80 - 120	<0.0010	mg/L	9.8	20		
7578899	Total Cyanide (CN)	2021/09/15	90	80 - 120	101	80 - 120	<0.0050	mg/L	7.7	20		
7583130	Dissolved Bromide (Br-)	2021/09/16	102	80 - 120	102	80 - 120	<0.010	mg/L				
7584045	Salinity	2021/09/17					<2.0	N/A	NC	25	101	80 - 120
7587820	Reactive Silica (SiO2)	2021/09/19	102	80 - 120	102	80 - 120	<0.050	mg/L	NC	20		
7589092	Total Nitrogen (Ammonia Nitrogen)	2021/09/16	85	N/A	102	N/A	<0.0050	mg/L				
7589340	Orthophosphate (P)	2021/09/16	104	80 - 120	105	80 - 120	<0.0010	mg/L	NC	20		
7589342	Dissolved Chloride (Cl-)	2021/09/20	NC	80 - 120	103	80 - 120	<0.50	mg/L				
7589342	Dissolved Sulphate (SO4)	2021/09/20	NC	80 - 120	98	80 - 120	0.56, RDL=0.50 (1)	mg/L				
7589343	Total Phosphorus (P)	2021/09/17	97	80 - 120	90	80 - 120	<0.0010	mg/L			94	80 - 120
7589344	Free Cyanide (CN)	2021/09/17	103	80 - 120	97	80 - 120	<1.0	ug/L				
7597179	Total Aluminum (Al)	2021/09/17	96	80 - 120	101	80 - 120	<0.50	ug/L				
7597179	Total Antimony (Sb)	2021/09/17	97	80 - 120	103	80 - 120	<0.020	ug/L				
7597179	Total Arsenic (As)	2021/09/17	NC	80 - 120	99	80 - 120	<0.020	ug/L				
7597179	Total Barium (Ba)	2021/09/17	94	80 - 120	100	80 - 120	<0.020	ug/L				
7597179	Total Beryllium (Be)	2021/09/17	95	80 - 120	102	80 - 120	<0.010	ug/L				

Bureau Veritas Laboratories 100 – 36 Antares Dr. Nepean, ON, K2E 7W5 Phone: 613-274-0573 Website: www.bvlabs.com

BV Labs Job #: C1Q1433
Report Date: 2021/09/28

QUALITY ASSURANCE REPORT(CONT'D)

Agnico Eagle
Client Project #: 21452766
Site Location: Meadowbank GW
Your P.O. #: 997577
Sampler Initials: DH

			Matrix Spike		SPIKED BLANK		Method Blank		RPD		QC Standard	
QC Batch	Parameter	Date	% Recovery	QC Limits	% Recovery	QC Limits	Value	UNITS	Value (%)	QC Limits	% Recovery	QC Limits
7597179	Total Bismuth (Bi)	2021/09/17	94	80 - 120	99	80 - 120	<0.0050	ug/L				
7597179	Total Boron (B)	2021/09/17	97	80 - 120	102	80 - 120	<10	ug/L				
7597179	Total Cadmium (Cd)	2021/09/17	96	80 - 120	102	80 - 120	<0.0050	ug/L				
7597179	Total Chromium (Cr)	2021/09/17	93	80 - 120	98	80 - 120	<0.10	ug/L				
7597179	Total Cobalt (Co)	2021/09/17	NC	80 - 120	98	80 - 120	<0.0050	ug/L				
7597179	Total Copper (Cu)	2021/09/17	NC	80 - 120	98	80 - 120	<0.050	ug/L				
7597179	Total Iron (Fe)	2021/09/17	97	80 - 120	105	80 - 120	<1.0	ug/L				
7597179	Total Lead (Pb)	2021/09/17	94	80 - 120	101	80 - 120	<0.0050	ug/L				
7597179	Total Lithium (Li)	2021/09/17	93	80 - 120	99	80 - 120	<0.50	ug/L				
7597179	Total Manganese (Mn)	2021/09/17	NC	80 - 120	102	80 - 120	<0.050	ug/L				
7597179	Total Molybdenum (Mo)	2021/09/17	NC	80 - 120	102	80 - 120	<0.050	ug/L				
7597179	Total Nickel (Ni)	2021/09/17	NC	80 - 120	102	80 - 120	<0.020	ug/L				
7597179	Total Selenium (Se)	2021/09/17	95	80 - 120	99	80 - 120	<0.040	ug/L				
7597179	Total Silicon (Si)	2021/09/17	115	80 - 120	110	80 - 120	<50	ug/L				
7597179	Total Silver (Ag)	2021/09/17	91	80 - 120	99	80 - 120	<0.0050	ug/L				
7597179	Total Strontium (Sr)	2021/09/17	NC	80 - 120	98	80 - 120	<0.050	ug/L				
7597179	Total Thallium (Tl)	2021/09/17	96	80 - 120	98	80 - 120	<0.0020	ug/L				
7597179	Total Tin (Sn)	2021/09/17	99	80 - 120	102	80 - 120	<0.20	ug/L				
7597179	Total Titanium (Ti)	2021/09/17	103	80 - 120	105	80 - 120	<0.50	ug/L				
7597179	Total Uranium (U)	2021/09/17	108	80 - 120	103	80 - 120	<0.0020	ug/L				
7597179	Total Vanadium (V)	2021/09/17	100	80 - 120	100	80 - 120	<0.20	ug/L				
7597179	Total Zinc (Zn)	2021/09/17	95	80 - 120	106	80 - 120	<0.10	ug/L				
7597179	Total Zirconium (Zr)	2021/09/17	103	80 - 120	100	80 - 120	<0.10	ug/L				
7597180	Dissolved Aluminum (Al)	2021/09/17	98	80 - 120	103	80 - 120	<0.50	ug/L				
7597180	Dissolved Antimony (Sb)	2021/09/17	103	80 - 120	103	80 - 120	<0.020	ug/L				
7597180	Dissolved Arsenic (As)	2021/09/17	NC	80 - 120	102	80 - 120	<0.020	ug/L				
7597180	Dissolved Barium (Ba)	2021/09/17	96	80 - 120	102	80 - 120	<0.020	ug/L				
7597180	Dissolved Beryllium (Be)	2021/09/17	88	80 - 120	100	80 - 120	<0.010	ug/L				
7597180	Dissolved Bismuth (Bi)	2021/09/17	95	80 - 120	103	80 - 120	<0.0050	ug/L				
7597180	Dissolved Boron (B)	2021/09/17	93	80 - 120	102	80 - 120	<10	ug/L				
7597180	Dissolved Cadmium (Cd)	2021/09/17	94	80 - 120	102	80 - 120	<0.0050	ug/L				

BV Labs Job #: C1Q1433
Report Date: 2021/09/28

QUALITY ASSURANCE REPORT(CONT'D)

Agnico Eagle
Client Project #: 21452766
Site Location: Meadowbank GW
Your P.O. #: 997577
Sampler Initials: DH

			Matrix Spike		SPIKED BLANK		Method Blank		RPD		QC Standard	
QC Batch	Parameter	Date	% Recovery	QC Limits	% Recovery	QC Limits	Value	UNITS	Value (%)	QC Limits	% Recovery	QC Limits
7597180	Dissolved Chromium (Cr)	2021/09/17	90	80 - 120	99	80 - 120	<0.10	ug/L				
7597180	Dissolved Cobalt (Co)	2021/09/17	NC	80 - 120	101	80 - 120	<0.0050	ug/L				
7597180	Dissolved Copper (Cu)	2021/09/17	NC	80 - 120	96	80 - 120	<0.050	ug/L				
7597180	Dissolved Iron (Fe)	2021/09/17	98	80 - 120	103	80 - 120	<1.0	ug/L				
7597180	Dissolved Lead (Pb)	2021/09/17	101	80 - 120	104	80 - 120	<0.0050	ug/L				
7597180	Dissolved Lithium (Li)	2021/09/17	86	80 - 120	101	80 - 120	<0.50	ug/L				
7597180	Dissolved Manganese (Mn)	2021/09/17	NC	80 - 120	95	80 - 120	<0.050	ug/L				
7597180	Dissolved Molybdenum (Mo)	2021/09/17	NC	80 - 120	104	80 - 120	<0.050	ug/L				
7597180	Dissolved Nickel (Ni)	2021/09/17	NC	80 - 120	100	80 - 120	<0.020	ug/L				
7597180	Dissolved Phosphorus (P)	2021/09/17	103	80 - 120	106	80 - 120	<2.0	ug/L				
7597180	Dissolved Selenium (Se)	2021/09/17	102	80 - 120	105	80 - 120	<0.040	ug/L				
7597180	Dissolved Silicon (Si)	2021/09/17	115	80 - 120	108	80 - 120	<50	ug/L				
7597180	Dissolved Silver (Ag)	2021/09/17	90	80 - 120	100	80 - 120	<0.0050	ug/L				
7597180	Dissolved Strontium (Sr)	2021/09/17	NC	80 - 120	97	80 - 120	<0.050	ug/L				
7597180	Dissolved Thallium (Tl)	2021/09/17	100	80 - 120	102	80 - 120	<0.0020	ug/L				
7597180	Dissolved Tin (Sn)	2021/09/17	96	80 - 120	101	80 - 120	<0.20	ug/L				
7597180	Dissolved Titanium (Ti)	2021/09/17	102	80 - 120	103	80 - 120	<0.50	ug/L				
7597180	Dissolved Uranium (U)	2021/09/17	114	80 - 120	107	80 - 120	<0.0020	ug/L				
7597180	Dissolved Vanadium (V)	2021/09/17	95	80 - 120	97	80 - 120	<0.20	ug/L				
7597180	Dissolved Zinc (Zn)	2021/09/17	92	80 - 120	106	80 - 120	<0.10	ug/L				
7597180	Dissolved Zirconium (Zr)	2021/09/17	103	80 - 120	104	80 - 120	<0.10	ug/L				
7597181	Dissolved Aluminum (Al)	2021/09/23	95	80 - 120	104	80 - 120	<0.50	ug/L				

BV Labs Job #: C1Q1433
Report Date: 2021/09/28

QUALITY ASSURANCE REPORT(CONT'D)

Agnico Eagle
Client Project #: 21452766
Site Location: Meadowbank GW
Your P.O. #: 997577
Sampler Initials: DH

			Matrix Spike		SPIKED BLANK		Method Blank		RPD		QC Standard	
QC Batch	Parameter	Date	% Recovery	QC Limits	% Recovery	QC Limits	Value	UNITS	Value (%)	QC Limits	% Recovery	QC Limits
7597181	Dissolved Cobalt (Co)	2021/09/23	88	80 - 120	100	80 - 120	<0.0050	ug/L				

N/A = Not Applicable

Duplicate: Paired analysis of a separate portion of the same sample. Used to evaluate the variance in the measurement.

Matrix Spike: A sample to which a known amount of the analyte of interest has been added. Used to evaluate sample matrix interference.

QC Standard: A sample of known concentration prepared by an external agency under stringent conditions. Used as an independent check of method accuracy.

Spiked Blank: A blank matrix sample to which a known amount of the analyte, usually from a second source, has been added. Used to evaluate method accuracy.

Method Blank: A blank matrix containing all reagents used in the analytical procedure. Used to identify laboratory contamination.

NC (Matrix Spike): The recovery in the matrix spike was not calculated. The relative difference between the concentration in the parent sample and the spike amount was too small to permit a reliable recovery calculation (matrix spike concentration was less than the native sample concentration)

NC (Duplicate RPD): The duplicate RPD was not calculated. The concentration in the sample and/or duplicate was too low to permit a reliable RPD calculation (absolute difference <= 2x RDL).

(1) Method blank is <2x RDL.

BV Labs Job #: C1Q1433
Report Date: 2021/09/28

Agnico Eagle
Client Project #: 21452766
Site Location: Meadowbank GW
Your P.O. #: 997577
Sampler Initials: DH

VALIDATION SIGNATURE PAGE

The analytical data and all QC contained in this report were reviewed and validated by:

Brad Newman, B.Sc., C.Chem., Scientific Service Specialist

David Huang, BBY Scientific Specialist

Mike MacGillivray, Scientific Specialist (Inorganics)

Sandy Yuan, M.Sc., QP, Scientific Specialist

BV Labs has procedures in place to guard against improper use of the electronic signature and have the required "signatories", as per ISO/IEC 17025, signing the reports. For Service Group specific validation please refer to the Validation Signature Page.

Bureau Veritas Laboratories 100 – 36 Antares Dr. Nepean, ON, K2E 7W5 Phone: 613-274-0573 Website: www.bvlabs.com

BV Labs Job #: C1Q1433
Report Date: 2021/09/28

Agnico Eagle
Client Project #: 21452766
Site Location: Meadowbank GW
Your P.O. #: 997577
Sampler Initials: DH

Exceedance Summary Table – Metal Mining Effluent Reg

Result Exceedances

Sample ID	BV Labs ID	Parameter	Criteria	Result	DL	UNITS
No Exceedances						

The exceedance summary table is for information purposes only and should not be considered a comprehensive listing or statement of conformance to applicable regulatory guidelines.

Bureau Veritas Laboratories 100 – 36 Antares Dr. Nepean, ON, K2E 7W5 Phone: 613-274-0573 Website: www.bvlabs.com

Appendix C-VIII Analytical Report No. C1W3323

Monitoring Location	Golder Sample ID	Lab Sample ID
MW-IPD-01(s)	MW-IPD-01S-a	QQH510

Your Project #: 21452766
Site Location: Meadowbank GW
Your C.O.C. #: 404370

Attention: Reporting

Agnico Eagle
Meadowbank
Meadowbank
Keewatin, NU
CANADA P0X 0A1

Report Date: 2021/09/28
Report #: R6831133
Version: 1 - Final

CERTIFICATE OF ANALYSIS

BV LABS JOB #: C1Q3323
Received: 2021/09/13, 08:00

Sample Matrix: Ground Water
Samples Received: 1

Analyses	Quantity	Date Extracted	Date Analyzed	Laboratory Method	Analytical Method
Alkalinity (1)	1	N/A	2021/09/17	CAM SOP-00448	SM 23 2320 B m
Carbonate, Bicarbonate and Hydroxide (1)	1	N/A	2021/09/17	CAM SOP-00102	APHA 4500-CO2 D
Conductivity (1)	1	N/A	2021/09/17	CAM SOP-00414	SM 23 2510 m
Free (WAD) Cyanide (1)	1	N/A	2021/09/17	CAM SOP-00457	OMOE E3015 m
Total Cyanide (1)	1	2021/09/17	2021/09/17	CAM SOP-00457	OMOE E3015 5 m
Dissolved Organic Carbon (DOC) (1, 5)	1	N/A	2021/09/16	CAM SOP-00446	SM 23 5310 B m
Fluoride (1)	1	2021/09/16	2021/09/17	CAM SOP-00449	SM 23 4500-F C m
Dissolved Mercury (low level) (1)	1	2021/09/16	2021/09/16	CAM SOP-00453	EPA 7470 m
Mercury (low level) (1)	1	2021/09/17	2021/09/17	CAM SOP-00453	EPA 7470 m
Bromide in water by IC (2)	1	N/A	2021/09/17		
Low Level Chloride and Sulphate by AC (2)	1	N/A	2021/09/20	AB SOP-00020 / AB SOP-00018	SM23 4500-CL/SO4-E m
Cyanide (Free) (2)	1	2021/09/17	2021/09/17	CAL SOP-00266	EPA 9016d R0 m
Hardness Total (calculated as CaCO3) (3, 6)	1	N/A	2021/09/20	BBY WI-00033	Auto Calc
Hardness (calculated as CaCO3) (3)	1	N/A	2021/09/17	BBY WI-00033	Auto Calc
Na, K, Ca, Mg, S by CRC ICPMS (diss.) (3)	1	N/A	2021/09/17	BBY WI-00033	Auto Calc
Elements by ICPMS Low Level (dissolved) (3)	1	N/A	2021/09/17	BBY7SOP-00002	EPA 6020B R2 m
Na, K, Ca, Mg, S by CRC ICPMS (total) (3)	1	N/A	2021/09/20	BBY WI-00033	Auto Calc
Elements by ICPMS Low Level (total) (3)	1	N/A	2021/09/18	BBY7SOP-00002	EPA 6020B R2 m
Ammonia-N Low Level (2)	1	2021/09/16	2021/09/16	AB SOP-00007	SM23 4500 NH3 A G m
Orthophosphate by Konelab (low level) (2)	1	N/A	2021/09/21		
Silica (Reactive) (2)	1	N/A	2021/09/19	AB SOP-00011	EPA370.1 R1978 m
Total Dissolved Solids (Calc. from EC) (2)	1	N/A	2021/09/18		Auto Calc
Total Phosphorus Low Level Total (2)	1	2021/09/21	2021/09/21	AB SOP-00024	SM 23 4500-P A,B,F m
Ammonium as NH4+ (1)	1	N/A	2021/09/17		
Nitrate (NO3) and Nitrite (NO2) in Water (1, 7)	1	N/A	2021/09/15	CAM SOP-00440	SM 23 4500-NO3I/NO2B
pH (1)	1	2021/09/16	2021/09/17	CAM SOP-00413	SM 4500H+ B m
Field Measured pH (1, 8)	1	N/A	2021/09/14		Field pH Meter
Salinity (4, 9)	1	N/A	2021/09/17		SM 22 2520B
Total Dissolved Solids (1)	1	2021/09/15	2021/09/16	CAM SOP-00428	SM 23 2540C m
Field Temperature (1, 8)	1	N/A	2021/09/14		Field Thermometer

Your Project #: 21452766
Site Location: Meadowbank GW
Your C.O.C. #: 404370

Attention: Reporting

Agnico Eagle
Meadowbank
Meadowbank
Keewatin, NU
CANADA P0X 0A1

Report Date: 2021/09/28
Report #: R6831133
Version: 1 - Final

CERTIFICATE OF ANALYSIS

BV LABS JOB #: C1Q3323
Received: 2021/09/13, 08:00

Sample Matrix: Ground Water
Samples Received: 1

Analyses	Quantity	Date Extracted	Date Analyzed	Laboratory Method	Analytical Method
Total Kjeldahl Nitrogen in Water (1)	1	2021/09/16	2021/09/20	CAM SOP-00938	OMOE E3516 m
Total Organic Carbon (TOC) (1, 10)	1	N/A	2021/09/16	CAM SOP-00446	SM 23 5310B m
Low Level Total Suspended Solids (1)	1	2021/09/15	2021/09/16	CAM SOP-00428	SM 23 2540D m
Turbidity (1)	1	N/A	2021/09/15	CAM SOP-00417	SM 23 2130 B m
Un-ionized Ammonia (1)	1	2021/09/14	2021/09/17	Auto Calc.	PWQO

Remarks:

Bureau Veritas is accredited to ISO/IEC 17025 for specific parameters on scopes of accreditation. Unless otherwise noted, procedures used by Bureau Veritas are based upon recognized Provincial, Federal or US method compendia such as CCME, MELCC, EPA, APHA.

All work recorded herein has been done in accordance with procedures and practices ordinarily exercised by professionals in Bureau Veritas' profession using accepted testing methodologies, quality assurance and quality control procedures (except where otherwise agreed by the client and Bureau Veritas in writing). All data is in statistical control and has met quality control and method performance criteria unless otherwise noted. All method blanks are reported; unless indicated otherwise, associated sample data are not blank corrected. Where applicable, unless otherwise noted, Measurement Uncertainty has not been accounted for when stating conformity to the referenced standard.

Bureau Veritas liability is limited to the actual cost of the requested analyses, unless otherwise agreed in writing. There is no other warranty expressed or implied. Bureau Veritas has been retained to provide analysis of samples provided by the Client using the testing methodology referenced in this report. Interpretation and use of test results are the sole responsibility of the Client and are not within the scope of services provided by Bureau Veritas, unless otherwise agreed in writing. Bureau Veritas is not responsible for the accuracy or any data impacts, that result from the information provided by the customer or their agent.

Solid sample results, except biota, are based on dry weight unless otherwise indicated. Organic analyses are not recovery corrected except for isotope dilution methods.
Results relate to samples tested. When sampling is not conducted by Bureau Veritas, results relate to the supplied samples tested.
This Certificate shall not be reproduced except in full, without the written approval of the laboratory.
Reference Method suffix “m” indicates test methods incorporate validated modifications from specific reference methods to improve performance.
* RPDs calculated using raw data. The rounding of final results may result in the apparent difference.
(1) This test was performed by Bureau Veritas Mississauga, 6740 Campobello Rd , Mississauga, ON, L5N 2L8
(2) This test was performed by Bureau Veritas Calgary (19th), 4000 19th Street NE , Calgary, AB, T2E 6P8
(3) This test was performed by Bureau Veritas Burnaby, 4606 Canada Way , Burnaby, BC, V5G 1K5
(4) This test was performed by Bureau Veritas Bedford, 200 Bluewater Rd Suite 105, Bedford, NS, B4B 1G9
(5) Dissolved Organic Carbon (DOC) present in the sample should be considered as non-purgeable DOC.
(6) "Total Hardness" was calculated from Total Ca and Mg concentrations and may be biased high (Hardness, or Dissolved Hardness, calculated from Dissolved Ca and Mg, should be used for compliance if available).

Your Project #: 21452766
Site Location: Meadowbank GW
Your C.O.C. #: 404370

Attention: Reporting

Agnico Eagle
Meadowbank
Meadowbank
Keewatin, NU
CANADA P0X 0A1

Report Date: 2021/09/28
Report #: R6831133
Version: 1 - Final

CERTIFICATE OF ANALYSIS

BV LABS JOB #: C1Q3323
Received: 2021/09/13, 08:00

(7) Values for calculated parameters may not appear to add up due to rounding of raw data and significant figures.
(8) This is a field test, therefore, the results relate to items that were not analysed at Bureau Veritas Laboratories.
(9) Non-accredited test method
(10) Total Organic Carbon (TOC) present in the sample should be considered as non-purgeable TOC.

Encryption Key

Please direct all questions regarding this Certificate of Analysis to your Project Manager.
Katherine Szozda, Project Manager
Email: Katherine.Szozda@bureauveritas.com
Phone# (613)274-0573 Ext:7063633
==========
BV Labs has procedures in place to guard against improper use of the electronic signature and have the required "signatories", as per ISO/IEC 17025, signing the reports. For Service Group specific validation please refer to the Validation Signature Page.

BV Labs Job #: C1Q3323
Report Date: 2021/09/28

Agnico Eagle
Client Project #: 21452766
Site Location: Meadowbank GW
Sampler Initials: DH

RESULTS OF ANALYSES OF GROUND WATER

BV Labs ID		QQH510			QQH510		
Sampling Date		2021/09/08 13:40			2021/09/08 13:40		
COC Number		404370			404370		
	UNITS	**MW-IPD-01S-a**	**RDL**	**QC Batch**	**MW-IPD-01S-a Lab-Dup**	**RDL**	**QC Batch**
CONVENTIONALS							
Total Nitrogen (Ammonia Nitrogen)	mg/L	0.10	0.0050	7592203			
Calculated Parameters							
Ammonium (NH4)	mg/L	0.07	0.05	7576146			
Bicarb. Alkalinity (calc. as CaCO3)	mg/L	55	1.0	7575580			
Carb. Alkalinity (calc. as CaCO3)	mg/L	<1.0	1.0	7575580			
Dissolved Hardness (CaCO3)	mg/L	57.8	0.50	7588675			
Total dissolved solids (calc., EC)	mg/L	88	10	7591396			
Total Un-ionized Ammonia	mg/L	0.0082	0.0064	7575577			
Field Measurements							
Field Temperature	Celsius	23.88	N/A	ONSITE			
Field Measured pH	pH	8.35		ONSITE			
Inorganics							
Dissolved Bromide (Br-)	mg/L	0.054	0.010	7592199			
Conductivity	mS/cm	0.139	0.001	7583004	0.139	0.001	7583004
Free Cyanide (CN)	ug/L	1.4	1.0	7589344			
Total Dissolved Solids	mg/L	100	10	7579365	100	10	7579365
Fluoride (F-)	mg/L	0.38	0.10	7582990			
Total Kjeldahl Nitrogen (TKN)	mg/L	0.15	0.10	7581198			
Dissolved Organic Carbon	mg/L	0.84	0.40	7579936			
Total Organic Carbon (TOC)	mg/L	0.76	0.40	7580944			
Orthophosphate (P)	mg/L	0.029	0.0020	7592201			
pH	pH	7.90		7583012			
Salinity	N/A	<2.0	2.0	7584045			
Reactive Silica (SiO2)	mg/L	6.0	0.050	7586976	6.0	0.050	7586976
Total Suspended Solids	mg/L	<1	1	7578800	<1	1	7578800
Total Cyanide (CN)	mg/L	<0.0050	0.0050	7583737	<0.0050	0.0050	7583737
Turbidity	NTU	<0.1	0.1	7578183			
WAD Cyanide (Free)	mg/L	<0.0010	0.0010	7583735	<0.0010	0.0010	7583735
Alkalinity (Total as CaCO3)	mg/L	55	1.0	7583002	54	1.0	7583002

RDL = Reportable Detection Limit
QC Batch = Quality Control Batch
Lab-Dup = Laboratory Initiated Duplicate
N/A = Not Applicable

BV Labs Job #: C1Q3323
Report Date: 2021/09/28

Agnico Eagle
Client Project #: 21452766
Site Location: Meadowbank GW
Sampler Initials: DH

RESULTS OF ANALYSES OF GROUND WATER

BV Labs ID		QQH510			QQH510		
Sampling Date		2021/09/08 13:40			2021/09/08 13:40		
COC Number		404370			404370		
	UNITS	**MW-IPD-01S-a**	**RDL**	**QC Batch**	**MW-IPD-01S-a Lab-Dup**	**RDL**	**QC Batch**
Dissolved Chloride (Cl-)	mg/L	3.8	0.50	7589342			
Nitrite (N)	mg/L	<0.010	0.010	7578177			
Nitrate (N)	mg/L	<0.10	0.10	7578177			
Dissolved Sulphate (SO4)	mg/L	11	0.50	7589342			
Nitrate + Nitrite (N)	mg/L	<0.10	0.10	7578177			
Metals							
Dissolved Aluminum (Al)	ug/L	2.50	0.50	7596094			
Total Aluminum (Al)	ug/L	2.88	0.50	7596093	3.04	0.50	7596093
Dissolved Antimony (Sb)	ug/L	0.104	0.020	7596094			
Total Antimony (Sb)	ug/L	0.106	0.020	7596093	0.099	0.020	7596093
Dissolved Arsenic (As)	ug/L	43.8	0.020	7596094			
Total Arsenic (As)	ug/L	43.4	0.020	7596093	42.9	0.020	7596093
Dissolved Barium (Ba)	ug/L	4.93	0.020	7596094			
Total Barium (Ba)	ug/L	5.21	0.020	7596093	5.15	0.020	7596093
Dissolved Beryllium (Be)	ug/L	<0.010	0.010	7596094			
Total Beryllium (Be)	ug/L	<0.010	0.010	7596093	<0.010	0.010	7596093
Dissolved Bismuth (Bi)	ug/L	<0.0050	0.0050	7596094			
Total Bismuth (Bi)	ug/L	<0.0050	0.0050	7596093	<0.0050	0.0050	7596093
Dissolved Boron (B)	ug/L	24	10	7596094			
Total Boron (B)	ug/L	23	10	7596093	23	10	7596093
Dissolved Cadmium (Cd)	ug/L	<0.0050	0.0050	7596094			
Total Cadmium (Cd)	ug/L	<0.0050	0.0050	7596093	<0.0050	0.0050	7596093
Dissolved Chromium (Cr)	ug/L	<0.10	0.10	7596094			
Total Chromium (Cr)	ug/L	1.17	0.10	7596093	1.20	0.10	7596093
Dissolved Cobalt (Co)	ug/L	0.638	0.0050	7596094			
Total Cobalt (Co)	ug/L	0.672	0.0050	7596093	0.685	0.0050	7596093
Dissolved Copper (Cu)	ug/L	0.529	0.050	7596094			
Total Copper (Cu)	ug/L	0.676	0.050	7596093	0.674	0.050	7596093
Dissolved Iron (Fe)	ug/L	9.8	1.0	7596094			
Total Iron (Fe)	ug/L	18.8	1.0	7596093	19.0	1.0	7596093
Dissolved Lead (Pb)	ug/L	0.0100	0.0050	7596094			

RDL = Reportable Detection Limit
QC Batch = Quality Control Batch
Lab-Dup = Laboratory Initiated Duplicate

BV Labs Job #: C1Q3323
Report Date: 2021/09/28

Agnico Eagle
Client Project #: 21452766
Site Location: Meadowbank GW
Sampler Initials: DH

RESULTS OF ANALYSES OF GROUND WATER

BV Labs ID		QQH510			QQH510		
Sampling Date		2021/09/08 13:40			2021/09/08 13:40		
COC Number		404370			404370		
	UNITS	**MW-IPD-01S-a**	**RDL**	**QC Batch**	**MW-IPD-01S-a Lab-Dup**	**RDL**	**QC Batch**
Total Lead (Pb)	ug/L	0.0279	0.0050	7596093	0.0279	0.0050	7596093
Dissolved Lithium (Li)	ug/L	1.76	0.50	7596094			
Total Lithium (Li)	ug/L	1.72	0.50	7596093	1.66	0.50	7596093
Dissolved Manganese (Mn)	ug/L	110	0.050	7596094			
Total Manganese (Mn)	ug/L	109	0.050	7596093	111	0.050	7596093
Dissolved Molybdenum (Mo)	ug/L	4.40	0.050	7596094			
Total Molybdenum (Mo)	ug/L	4.45	0.050	7596093	4.34	0.050	7596093
Dissolved Nickel (Ni)	ug/L	2.34	0.020	7596094			
Total Nickel (Ni)	ug/L	2.33	0.020	7596093	2.34	0.020	7596093
Dissolved Phosphorus (P)	ug/L	16.4	2.0	7596094			
Dissolved Selenium (Se)	ug/L	<0.040	0.040	7596094			
Total Silicon (Si)	ug/L	2750	50	7596093	2670	50	7596093
Total Selenium (Se)	ug/L	<0.040	0.040	7596093	<0.040	0.040	7596093
Dissolved Silicon (Si)	ug/L	2820	50	7596094			
Dissolved Silver (Ag)	ug/L	<0.0050	0.0050	7596094			
Total Silver (Ag)	ug/L	<0.0050	0.0050	7596093	<0.0050	0.0050	7596093
Dissolved Strontium (Sr)	ug/L	94.1	0.050	7596094			
Total Strontium (Sr)	ug/L	95.4	0.050	7596093	90.7	0.050	7596093
Dissolved Thallium (Tl)	ug/L	<0.0020	0.0020	7596094			
Total Thallium (Tl)	ug/L	<0.0020	0.0020	7596093	<0.0020	0.0020	7596093
Dissolved Tin (Sn)	ug/L	<0.20	0.20	7596094			
Total Tin (Sn)	ug/L	<0.20	0.20	7596093	<0.20	0.20	7596093
Dissolved Titanium (Ti)	ug/L	<0.50	0.50	7596094			
Total Titanium (Ti)	ug/L	<0.50	0.50	7596093	<0.50	0.50	7596093
Dissolved Uranium (U)	ug/L	3.88	0.0020	7596094			
Total Uranium (U)	ug/L	4.17	0.0020	7596093	4.05	0.0020	7596093
Dissolved Vanadium (V)	ug/L	<0.20	0.20	7596094			
Total Vanadium (V)	ug/L	<0.20	0.20	7596093	<0.20	0.20	7596093
Dissolved Zinc (Zn)	ug/L	0.35	0.10	7596094			
Total Zinc (Zn)	ug/L	0.76	0.10	7596093	0.72	0.10	7596093
Dissolved Zirconium (Zr)	ug/L	<0.10	0.10	7596094			

RDL = Reportable Detection Limit
QC Batch = Quality Control Batch
Lab-Dup = Laboratory Initiated Duplicate

BV Labs Job #: C1Q3323
Report Date: 2021/09/28

Agnico Eagle
Client Project #: 21452766
Site Location: Meadowbank GW
Sampler Initials: DH

RESULTS OF ANALYSES OF GROUND WATER

BV Labs ID		QQH510			QQH510		
Sampling Date		2021/09/08 13:40			2021/09/08 13:40		
COC Number		404370			404370		
	UNITS	**MW-IPD-01S-a**	**RDL**	**QC Batch**	**MW-IPD-01S-a Lab-Dup**	**RDL**	**QC Batch**
Total Zirconium (Zr)	ug/L	<0.10	0.10	7596093	<0.10	0.10	7596093
Dissolved Calcium (Ca)	mg/L	14.0	0.050	7596095			
Total Calcium (Ca)	mg/L	13.8	0.050	7596092			
Dissolved Magnesium (Mg)	mg/L	5.57	0.050	7596095			
Total Magnesium (Mg)	mg/L	5.67	0.050	7596092			
Dissolved Potassium (K)	mg/L	1.96	0.050	7596095			
Total Potassium (K)	mg/L	1.92	0.050	7596092			
Dissolved Sodium (Na)	mg/L	3.84	0.050	7596095			
Total Sodium (Na)	mg/L	3.97	0.050	7596092			
Dissolved Sulphur (S)	mg/L	3.1	3.0	7596095			
Total Sulphur (S)	mg/L	3.3	3.0	7596092			
Nutritional Parameters							
Total Phosphorus (P)	mg/L	0.012	0.0010	7592202	0.013	0.0010	7592202

RDL = Reportable Detection Limit
QC Batch = Quality Control Batch
Lab-Dup = Laboratory Initiated Duplicate

BV Labs Job #: C1Q3323
Report Date: 2021/09/28

Agnico Eagle
Client Project #: 21452766
Site Location: Meadowbank GW
Sampler Initials: DH

ELEMENTS BY ATOMIC SPECTROSCOPY (GROUND WATER)

BV Labs ID		QQH510		
Sampling Date		2021/09/08 13:40		
COC Number		404370		
	UNITS	**MW-IPD-01S-a**	**RDL**	**QC Batch**
Calculated Parameters				
Total Hardness (CaCO3)	mg/L	57.8	0.50	7588672
Metals				
Mercury (Hg)	mg/L	<0.00001	0.00001	7583601
Dissolved Mercury (Hg)	mg/L	<0.00001	0.00001	7580631

RDL = Reportable Detection Limit
QC Batch = Quality Control Batch

BV Labs Job #: C1Q3323
Report Date: 2021/09/28

Agnico Eagle
Client Project #: 21452766
Site Location: Meadowbank GW
Sampler Initials: DH

TEST SUMMARY

BV Labs ID: QQH510
Sample ID: MW-IPD-01S-a
Matrix: Ground Water

Collected: 2021/09/08
Shipped:
Received: 2021/09/13

Test Description	Instrumentation	Batch	Extracted	Date Analyzed	Analyst
Alkalinity	AT	7583002	N/A	2021/09/17	Surinder Rai
Carbonate, Bicarbonate and Hydroxide	CALC	7575580	N/A	2021/09/17	Automated Statchk
Conductivity	AT	7583004	N/A	2021/09/17	Surinder Rai
Free (WAD) Cyanide	SKAL/CN	7583735	N/A	2021/09/17	Aditiben Patel
Total Cyanide	SKAL/CN	7583737	2021/09/17	2021/09/17	Aditiben Patel
Dissolved Organic Carbon (DOC)	TOCV/NDIR	7579936	N/A	2021/09/16	Julianna Castiglione
Fluoride	ISE	7582990	2021/09/16	2021/09/17	Surinder Rai
Dissolved Mercury (low level)	CV/AA	7580631	2021/09/16	2021/09/16	Gagandeep Rai
Mercury (low level)	CV/AA	7583601	2021/09/17	2021/09/17	Gagandeep Rai
Bromide in water by IC	IC/UV	7592199	N/A	2021/09/17	Karen Graham
Low Level Chloride and Sulphate by AC	KONE	7589342	N/A	2021/09/20	Bradley Freake
Cyanide (Free)	SPEC	7589344	2021/09/17	2021/09/17	Taylor Mullings
Hardness Total (calculated as CaCO3)	CALC	7588672	N/A	2021/09/20	Automated Statchk
Hardness (calculated as CaCO3)	CALC	7588675	N/A	2021/09/17	Automated Statchk
Na, K, Ca, Mg, S by CRC ICPMS (diss.)	ICP	7596095	N/A	2021/09/17	Automated Statchk
Elements by ICPMS Low Level (dissolved)	ICP/MS	7596094	N/A	2021/09/17	Andrew An
Na, K, Ca, Mg, S by CRC ICPMS (total)	ICP	7596092	N/A	2021/09/20	Automated Statchk
Elements by ICPMS Low Level (total)	ICP/MS	7596093	N/A	2021/09/18	Andrew An
Ammonia-N Low Level	KONE/UVVS	7592203	2021/09/16	2021/09/16	Ian Bullecer
Orthophosphate by Konelab (low level)	KONE	7592201	N/A	2021/09/21	Fadia Mostafa
Silica (Reactive)	KONE	7586976	N/A	2021/09/19	Serena Tian
Total Dissolved Solids (Calc. from EC)	CALC	7591396	N/A	2021/09/18	Automated Statchk
Total Phosphorus Low Level Total	KONE	7592202	2021/09/21	2021/09/21	Fadia Mostafa
Ammonium as NH4+	CALC/NH3	7576146	N/A	2021/09/17	Automated Statchk
Nitrate (NO3) and Nitrite (NO2) in Water	LACH	7578177	N/A	2021/09/15	Chandra Nandlal
pH	AT	7583012	2021/09/16	2021/09/17	Surinder Rai
Field Measured pH	PH	ONSITE	N/A	2021/09/14	Mandeep Kaur
Salinity		7584045	N/A	2021/09/17	Brent Boudreau
Total Dissolved Solids	BAL	7579365	2021/09/15	2021/09/16	Shaneil Hall
Field Measured pH	PH	ONSITE	N/A	2021/09/14	Mandeep Kaur
Total Kjeldahl Nitrogen in Water	SKAL	7581198	2021/09/16	2021/09/20	Rajni Tyagi
Total Organic Carbon (TOC)	TOCV/NDIR	7580944	N/A	2021/09/16	Julianna Castiglione
Low Level Total Suspended Solids	BAL	7578800	2021/09/15	2021/09/16	Shaneil Hall
Turbidity	AT	7578183	N/A	2021/09/15	Neil Dassanayake
Un-ionized Ammonia	CALC/NH3	7575577	2021/09/17	2021/09/17	Automated Statchk

BV Labs ID: QQH510 Dup
Sample ID: MW-IPD-01S-a
Matrix: Ground Water

Collected: 2021/09/08
Shipped:
Received: 2021/09/13

Test Description	Instrumentation	Batch	Extracted	Date Analyzed	Analyst
Alkalinity	AT	7583002	N/A	2021/09/17	Surinder Rai
Conductivity	AT	7583004	N/A	2021/09/17	Surinder Rai
Free (WAD) Cyanide	SKAL/CN	7583735	N/A	2021/09/17	Aditiben Patel
Total Cyanide	SKAL/CN	7583737	2021/09/17	2021/09/17	Aditiben Patel

BV Labs Job #: C1Q3323
Report Date: 2021/09/28

Agnico Eagle
Client Project #: 21452766
Site Location: Meadowbank GW
Sampler Initials: DH

TEST SUMMARY

BV Labs ID: QQH510 Dup
Sample ID: MW-IPD-01S-a
Matrix: Ground Water

Collected: 2021/09/08
Shipped:
Received: 2021/09/13

Test Description	Instrumentation	Batch	Extracted	Date Analyzed	Analyst
Elements by ICPMS Low Level (total)	ICP/MS	7596093	N/A	2021/09/18	Andrew An
Silica (Reactive)	KONE	7586976	N/A	2021/09/19	Serena Tian
Total Phosphorus Low Level Total	KONE	7592202			Fadia Mostafa
Total Dissolved Solids	BAL	7579365	2021/09/15	2021/09/16	Shaneil Hall
Low Level Total Suspended Solids	BAL	7578800	2021/09/15	2021/09/16	Shaneil Hall

BV Labs Job #: C1Q3323
Report Date: 2021/09/28

Agnico Eagle
Client Project #: 21452766
Site Location: Meadowbank GW
Sampler Initials: DH

GENERAL COMMENTS

Each temperature is the average of up to three cooler temperatures taken at receipt

Package 1	17.0°C

Sample QQH510 [MW-IPD-01S-a] : TOC< DOC: Both values fall within the method uncertainty for duplicates and are likely equivalent. Sample was analyzed past method specified hold time for Orthophosphate by Konelab (low level). Exceedance of hold time increases the uncertainty of test results but does not necessarily imply that results are compromised.

Results relate only to the items tested.

BV Labs Job #: C1Q3323
Report Date: 2021/09/28

QUALITY ASSURANCE REPORT

Agnico Eagle
Client Project #: 21452766
Site Location: Meadowbank GW
Sampler Initials: DH

			Matrix Spike		SPIKED BLANK		Method Blank		RPD		QC Standard	
QC Batch	Parameter	Date	% Recovery	QC Limits	% Recovery	QC Limits	Value	UNITS	Value (%)	QC Limits	% Recovery	QC Limits
7578177	Nitrate (N)	2021/09/15	100	80 - 120	102	80 - 120	<0.10	mg/L	NC	20		
7578177	Nitrite (N)	2021/09/15	99	80 - 120	107	80 - 120	<0.010	mg/L	NC	20		
7578183	Turbidity	2021/09/15			93	85 - 115	<0.1	NTU	4.1	20		
7578800	Total Suspended Solids	2021/09/16					<1	mg/L	NC	25	96	85 - 115
7579365	Total Dissolved Solids	2021/09/16					<10	mg/L	0	25	102	90 - 110
7579936	Dissolved Organic Carbon	2021/09/16	NC	80 - 120	98	80 - 120	<0.40	mg/L	1.4	20		
7580631	Dissolved Mercury (Hg)	2021/09/16	98	75 - 125	97	80 - 120	<0.00001	mg/L	NC	20		
7580944	Total Organic Carbon (TOC)	2021/09/16	100	80 - 120	99	80 - 120	<0.40	mg/L	0.85	20		
7581198	Total Kjeldahl Nitrogen (TKN)	2021/09/17	99	80 - 120	99	80 - 120	<0.10	mg/L	NC (1)	20	99	80 - 120
7582990	Fluoride (F-)	2021/09/17	100	80 - 120	101	80 - 120	<0.10	mg/L	14	20		
7583002	Alkalinity (Total as CaCO3)	2021/09/17			96	85 - 115	<1.0	mg/L	2.3	20		
7583004	Conductivity	2021/09/17			100	85 - 115	<0.001	mS/cm	0.22	25		
7583012	pH	2021/09/17			102	98 - 103			1.8	N/A		
7583601	Mercury (Hg)	2021/09/17	87	75 - 125	90	80 - 120	<0.00001	mg/L	NC	20		
7583735	WAD Cyanide (Free)	2021/09/17	95	80 - 120	94	80 - 120	<0.0010	mg/L	NC	20		
7583737	Total Cyanide (CN)	2021/09/17	100	80 - 120	99	80 - 120	<0.0050	mg/L	NC	20		
7584045	Salinity	2021/09/17					<2.0	N/A	NC	25	101	80 - 120
7586976	Reactive Silica (SiO2)	2021/09/19	NC	80 - 120	103	80 - 120	<0.050	mg/L	0.17	20		
7589342	Dissolved Chloride (Cl-)	2021/09/20	NC	80 - 120	103	80 - 120	<0.50	mg/L				
7589342	Dissolved Sulphate (SO4)	2021/09/20	NC	80 - 120	98	80 - 120	0.56, RDL=0.50 (2)	mg/L				
7589344	Free Cyanide (CN)	2021/09/17	103	80 - 120	97	80 - 120	<1.0	ug/L				
7592199	Dissolved Bromide (Br-)	2021/09/17	107	80 - 120	101	80 - 120	<0.010	mg/L				
7592201	Orthophosphate (P)	2021/09/21	95	80 - 120	110	80 - 120	<0.0010	mg/L				
7592202	Total Phosphorus (P)		113	80 - 120	89	80 - 120	<0.0010	mg/L	6.0	20	84	80 - 120
7592203	Total Nitrogen (Ammonia Nitrogen)	2021/09/16	109	N/A	101	N/A	<0.0050	mg/L				
7596093	Total Aluminum (Al)	2021/09/18	101	80 - 120	101	80 - 120	<0.50	ug/L	5.4	20		
7596093	Total Antimony (Sb)	2021/09/18	102	80 - 120	101	80 - 120	<0.020	ug/L	7.4	20		
7596093	Total Arsenic (As)	2021/09/18	99	80 - 120	100	80 - 120	<0.020	ug/L	1.0	20		
7596093	Total Barium (Ba)	2021/09/18	98	80 - 120	99	80 - 120	<0.020	ug/L	1.1	20		
7596093	Total Beryllium (Be)	2021/09/18	97	80 - 120	100	80 - 120	<0.010	ug/L	NC	20		
7596093	Total Bismuth (Bi)	2021/09/18	98	80 - 120	99	80 - 120	<0.0050	ug/L	NC	20		

BV Labs Job #: C1Q3323
Report Date: 2021/09/28

QUALITY ASSURANCE REPORT(CONT'D)

Agnico Eagle
Client Project #: 21452766
Site Location: Meadowbank GW
Sampler Initials: DH

			Matrix Spike		SPIKED BLANK		Method Blank		RPD		QC Standard	
QC Batch	Parameter	Date	% Recovery	QC Limits	% Recovery	QC Limits	Value	UNITS	Value (%)	QC Limits	% Recovery	QC Limits
7596093	Total Boron (B)	2021/09/18	96	80 - 120	100	80 - 120	<10	ug/L	0.96	20		
7596093	Total Cadmium (Cd)	2021/09/18	102	80 - 120	101	80 - 120	<0.0050	ug/L	NC	20		
7596093	Total Chromium (Cr)	2021/09/18	97	80 - 120	98	80 - 120	<0.10	ug/L	2.5	20		
7596093	Total Cobalt (Co)	2021/09/18	99	80 - 120	100	80 - 120	<0.0050	ug/L	1.9	20		
7596093	Total Copper (Cu)	2021/09/18	97	80 - 120	100	80 - 120	<0.050	ug/L	0.26	20		
7596093	Total Iron (Fe)	2021/09/18	101	80 - 120	103	80 - 120	<1.0	ug/L	0.71	20		
7596093	Total Lead (Pb)	2021/09/18	103	80 - 120	98	80 - 120	<0.0050	ug/L	0.072	20		
7596093	Total Lithium (Li)	2021/09/18	95	80 - 120	97	80 - 120	<0.50	ug/L	3.9	20		
7596093	Total Manganese (Mn)	2021/09/18	NC	80 - 120	101	80 - 120	<0.050	ug/L	1.5	20		
7596093	Total Molybdenum (Mo)	2021/09/18	103	80 - 120	101	80 - 120	<0.050	ug/L	2.4	20		
7596093	Total Nickel (Ni)	2021/09/18	98	80 - 120	101	80 - 120	<0.020	ug/L	0.41	20		
7596093	Total Selenium (Se)	2021/09/18	103	80 - 120	103	80 - 120	<0.040	ug/L	NC	20		
7596093	Total Silicon (Si)	2021/09/18	103	80 - 120	108	80 - 120	<50	ug/L	2.9	20		
7596093	Total Silver (Ag)	2021/09/18	99	80 - 120	98	80 - 120	<0.0050	ug/L	NC	20		
7596093	Total Strontium (Sr)	2021/09/18	NC	80 - 120	98	80 - 120	<0.050	ug/L	5.0	20		
7596093	Total Thallium (Tl)	2021/09/18	101	80 - 120	98	80 - 120	<0.0020	ug/L	NC	20		
7596093	Total Tin (Sn)	2021/09/18	99	80 - 120	99	80 - 120	<0.20	ug/L	NC	20		
7596093	Total Titanium (Ti)	2021/09/18	102	80 - 120	100	80 - 120	<0.50	ug/L	NC	20		
7596093	Total Uranium (U)	2021/09/18	105	80 - 120	104	80 - 120	<0.0020	ug/L	3.0	20		
7596093	Total Vanadium (V)	2021/09/18	103	80 - 120	102	80 - 120	<0.20	ug/L	NC	20		
7596093	Total Zinc (Zn)	2021/09/18	104	80 - 120	106	80 - 120	<0.10	ug/L	4.4	20		
7596093	Total Zirconium (Zr)	2021/09/18	103	80 - 120	101	80 - 120	<0.10	ug/L	NC	20		
7596094	Dissolved Aluminum (Al)	2021/09/17	98	80 - 120	104	80 - 120	<0.50	ug/L				
7596094	Dissolved Antimony (Sb)	2021/09/17	97	80 - 120	106	80 - 120	<0.020	ug/L				
7596094	Dissolved Arsenic (As)	2021/09/17	99	80 - 120	102	80 - 120	<0.020	ug/L				
7596094	Dissolved Barium (Ba)	2021/09/17	95	80 - 120	104	80 - 120	<0.020	ug/L				
7596094	Dissolved Beryllium (Be)	2021/09/17	95	80 - 120	103	80 - 120	<0.010	ug/L				
7596094	Dissolved Bismuth (Bi)	2021/09/17	95	80 - 120	103	80 - 120	<0.0050	ug/L				
7596094	Dissolved Boron (B)	2021/09/17	100	80 - 120	107	80 - 120	<10	ug/L				
7596094	Dissolved Cadmium (Cd)	2021/09/17	99	80 - 120	106	80 - 120	<0.0050	ug/L				
7596094	Dissolved Chromium (Cr)	2021/09/17	91	80 - 120	97	80 - 120	<0.10	ug/L				
7596094	Dissolved Cobalt (Co)	2021/09/17	91	80 - 120	98	80 - 120	<0.0050	ug/L				

BV Labs Job #: C1Q3323
Report Date: 2021/09/28

QUALITY ASSURANCE REPORT(CONT'D)

Agnico Eagle
Client Project #: 21452766
Site Location: Meadowbank GW
Sampler Initials: DH

			Matrix Spike		SPIKED BLANK		Method Blank		RPD		QC Standard	
QC Batch	Parameter	Date	% Recovery	QC Limits	% Recovery	QC Limits	Value	UNITS	Value (%)	QC Limits	% Recovery	QC Limits
7596094	Dissolved Copper (Cu)	2021/09/17	88	80 - 120	97	80 - 120	<0.050	ug/L				
7596094	Dissolved Iron (Fe)	2021/09/17	103	80 - 120	107	80 - 120	<1.0	ug/L				
7596094	Dissolved Lead (Pb)	2021/09/17	95	80 - 120	101	80 - 120	<0.0050	ug/L				
7596094	Dissolved Lithium (Li)	2021/09/17	98	80 - 120	105	80 - 120	<0.50	ug/L				
7596094	Dissolved Manganese (Mn)	2021/09/17	97	80 - 120	104	80 - 120	<0.050	ug/L				
7596094	Dissolved Molybdenum (Mo)	2021/09/17	NC	80 - 120	105	80 - 120	<0.050	ug/L				
7596094	Dissolved Nickel (Ni)	2021/09/17	96	80 - 120	106	80 - 120	<0.020	ug/L				
7596094	Dissolved Phosphorus (P)	2021/09/17	102	80 - 120	107	80 - 120	<2.0	ug/L				
7596094	Dissolved Selenium (Se)	2021/09/17	98	80 - 120	103	80 - 120	<0.040	ug/L				
7596094	Dissolved Silicon (Si)	2021/09/17	106	80 - 120	108	80 - 120	<50	ug/L				
7596094	Dissolved Silver (Ag)	2021/09/17	97	80 - 120	102	80 - 120	<0.0050	ug/L				
7596094	Dissolved Strontium (Sr)	2021/09/17	NC	80 - 120	95	80 - 120	<0.050	ug/L				
7596094	Dissolved Thallium (Tl)	2021/09/17	97	80 - 120	101	80 - 120	<0.0020	ug/L				
7596094	Dissolved Tin (Sn)	2021/09/17	98	80 - 120	107	80 - 120	<0.20	ug/L				
7596094	Dissolved Titanium (Ti)	2021/09/17	101	80 - 120	107	80 - 120	<0.50	ug/L				
7596094	Dissolved Uranium (U)	2021/09/17	102	80 - 120	106	80 - 120	<0.0020	ug/L				
7596094	Dissolved Vanadium (V)	2021/09/17	92	80 - 120	98	80 - 120	<0.20	ug/L				
7596094	Dissolved Zinc (Zn)	2021/09/17	100	80 - 120	110	80 - 120	<0.10	ug/L				
7596094	Dissolved Zirconium (Zr)	2021/09/17	102	80 - 120	106	80 - 120	<0.10	ug/L				

N/A = Not Applicable

Duplicate: Paired analysis of a separate portion of the same sample. Used to evaluate the variance in the measurement.

Matrix Spike: A sample to which a known amount of the analyte of interest has been added. Used to evaluate sample matrix interference.

QC Standard: A sample of known concentration prepared by an external agency under stringent conditions. Used as an independent check of method accuracy.

Spiked Blank: A blank matrix sample to which a known amount of the analyte, usually from a second source, has been added. Used to evaluate method accuracy.

Method Blank: A blank matrix containing all reagents used in the analytical procedure. Used to identify laboratory contamination.

NC (Matrix Spike): The recovery in the matrix spike was not calculated. The relative difference between the concentration in the parent sample and the spike amount was too small to permit a reliable recovery calculation (matrix spike concentration was less than the native sample concentration)

NC (Duplicate RPD): The duplicate RPD was not calculated. The concentration in the sample and/or duplicate was too low to permit a reliable RPD calculation (absolute difference <= 2x RDL).

(1) Due to a high concentration of NOx, the sample required dilution. The detection limit was adjusted accordingly.

(2) Method blank is <2x RDL.

BV Labs Job #: C1Q3323
Report Date: 2021/09/28

Agnico Eagle
Client Project #: 21452766
Site Location: Meadowbank GW
Sampler Initials: DH

VALIDATION SIGNATURE PAGE

The analytical data and all QC contained in this report were reviewed and validated by:

Brad Newman, B.Sc., C.Chem., Scientific Service Specialist

Colleen Acker, B.Sc, Scientific Service Specialist

David Huang, BBY Scientific Specialist

Sandy Yuan, M.Sc., QP, Scientific Specialist

BV Labs has procedures in place to guard against improper use of the electronic signature and have the required "signatories", as per ISO/IEC 17025, signing the reports. For Service Group specific validation please refer to the Validation Signature Page.

APPENDIX D

2021 Still Diagrams

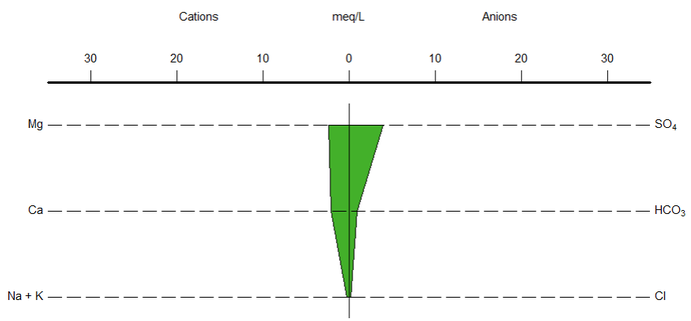

MW-IPD-01(s) – July 2021

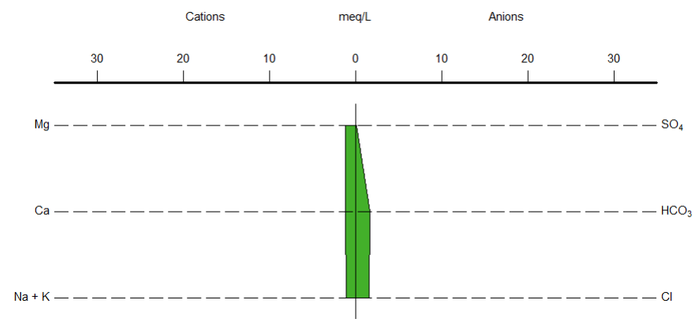

MW-IPD-01(d) – July 2021

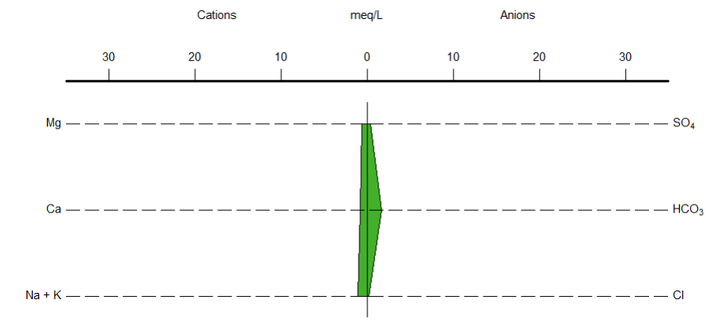

MW-IPD-07 – July 2021

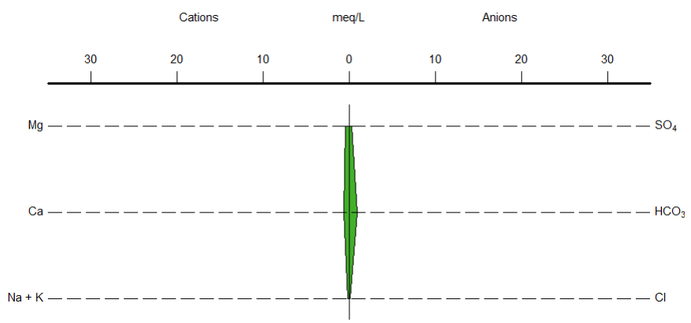

MW-IPD-01(s) – September 2021

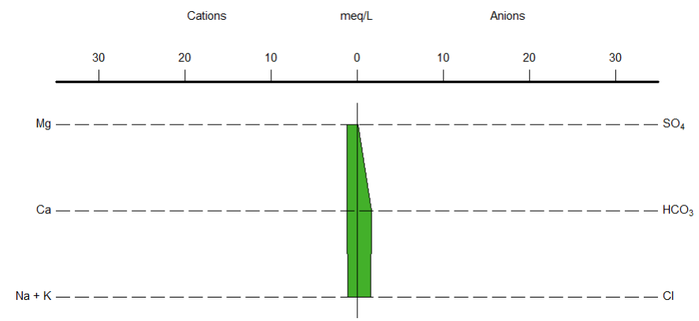

MW-IPD-01(d) – September 2021

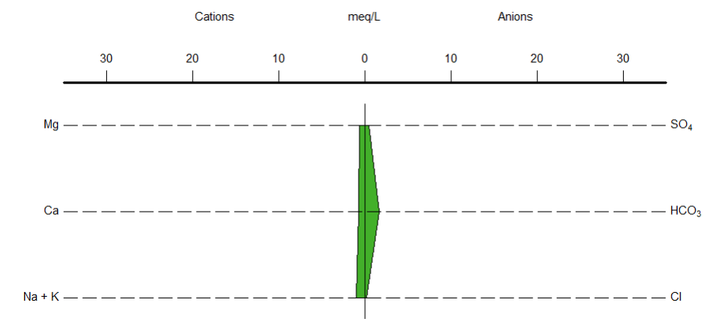

MW-IPD-07 – September 2021

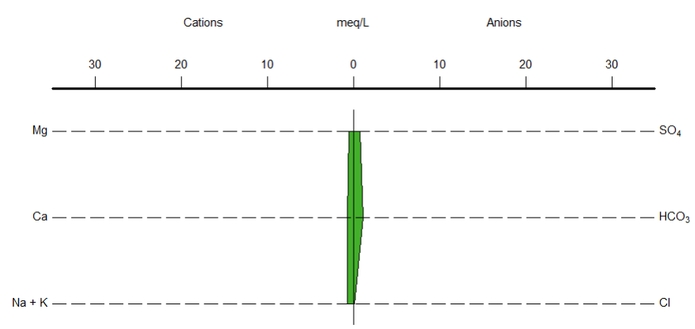

MW-IPD-09 – July 2021

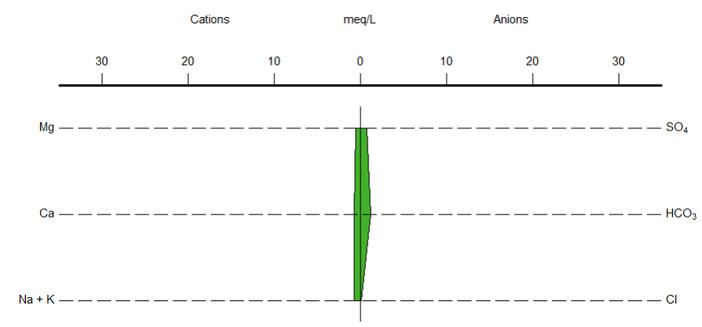

MW-IPD-09 – September 2021

NOTE(S)
1. Average (sample + duplicate) results plotted for samples collected from ST-21 North (September 2021)
2. Total concentrations of major ions (Ca, Mg, K and Na) plotted.

CLIENT
AGNICO EAGLE MINES LIMITED

AGNICO EAGLE

CONSULTANT
WSP GOLDER

YYYY-MM-DD	2022-03-16
PREPARED	DH
DESIGN	--
REVIEW	VJB
APPROVED	VJB

PROJECT
2021 MEADOWBANK GROUNDWATER MONITORING PROGRAM
MEADOWBANK MINE
NUNAVUT

TITLE
2021 STIFF DIAGRAMS - NATURAL GROUNDWATER SIGNATURE

PROJECT No.	PHASE	Rev.	FIGURE
21452766-545		0	D-1

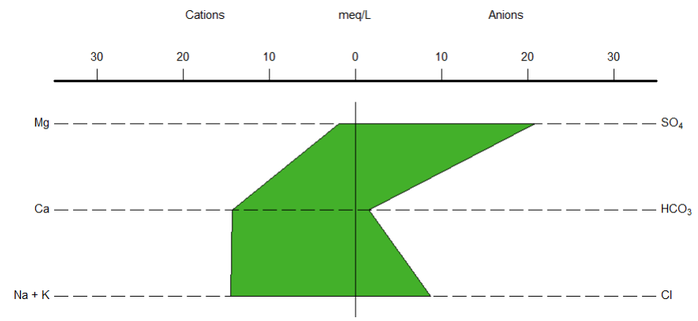

ST-21 North – July 2021

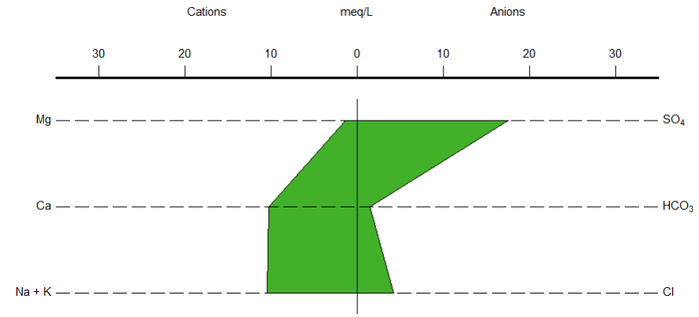

ST-21 South – July 2021

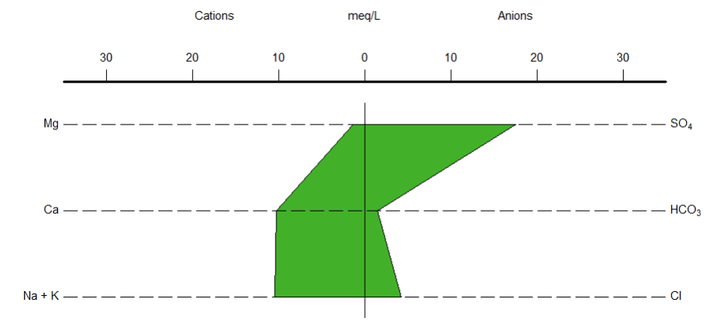

ST-S-5 – July 2021

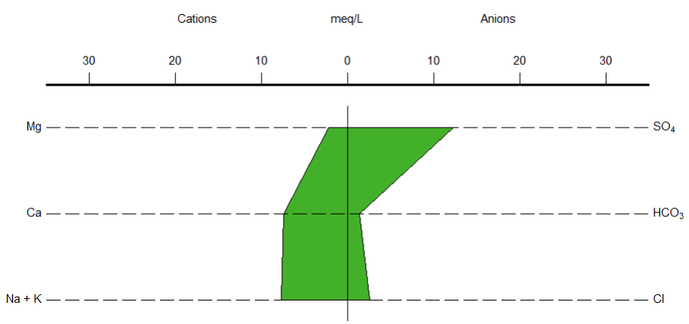

ST-21 North – September 2021

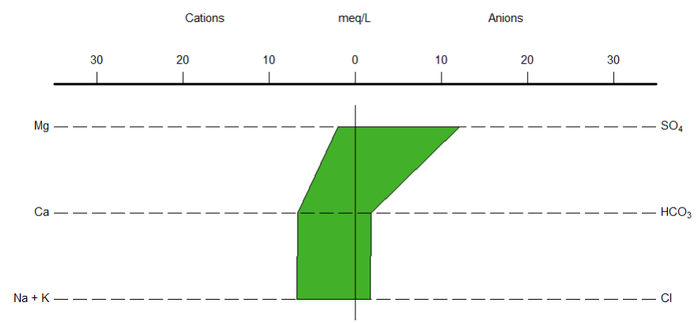

ST-21 South – September 2021

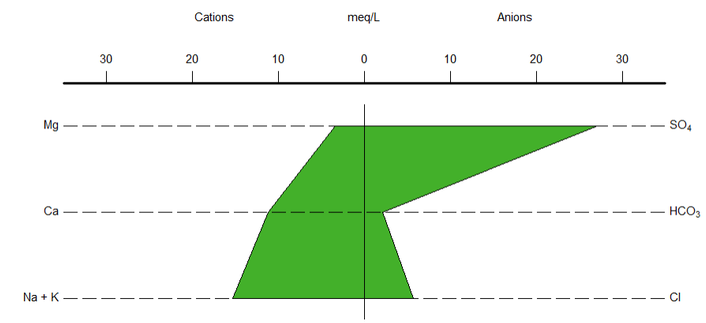

ST-S-5 – September 2021

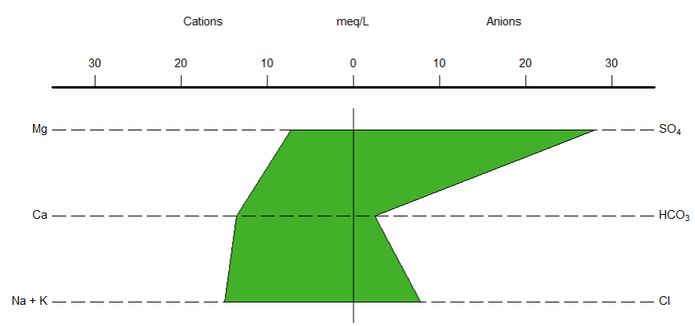

MW-16-01 – July 2021

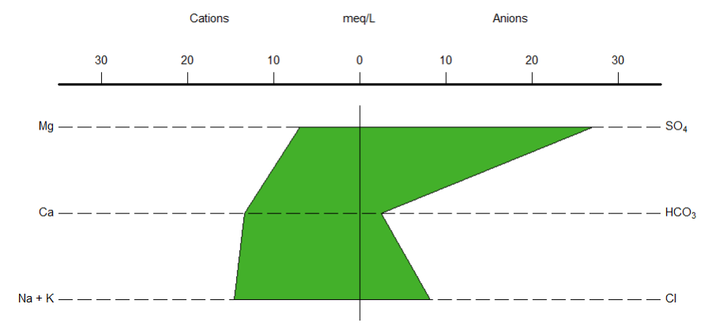

MW-16-01 – September 2021

NOTE(S)

1. Results shown for Agnico Eagle samples collected from ST-21 South and ST-S-5 on July 25, 2021 and ST-21 North on July 28, 2021.
2. Results shown for Agnico Eagle samples collected from ST-S-5 on September 7, 2021 and ST-21 South and ST-21 North on September 22, 2021.
3. Average (sample + duplicate) results plotted for locations with duplicate samples collected from MW-16-01 (July and September) and ST-21 North (September 2021).
4. Total concentrations of major ions (Ca, Mg, K and Na) plotted for ST-21 North, ST-21 South and ST-S-5

CLIENT	AGNICO EAGLE MINES LIMITED
CONSULTANT	WSP GOLDER
YYYY-MM-DD	2022-03-16
PREPARED	DH
DESIGN	--
REVIEW	VJB
APPROVED	VJB
PROJECT	2021 MEADOWBANK GROUNDWATER MONITORING PROGRAM MEADOWBANK MINE NUNAVUT
TITLE	2021 STIFF DIAGRAMS - RECLAIM WATER SIGNATURE
PROJECT No.	21452766-545
PHASE	
Rev.	0
FIGURE	D-2

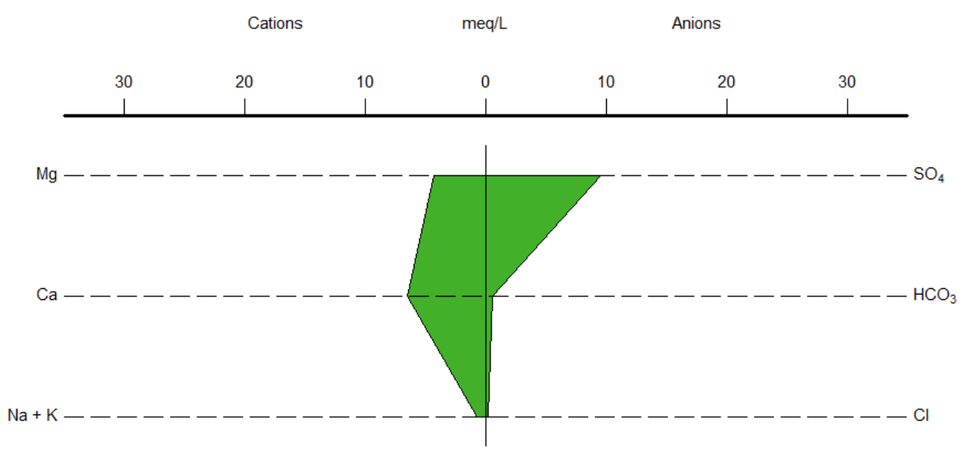

Pit-A wall seepage – August 2021

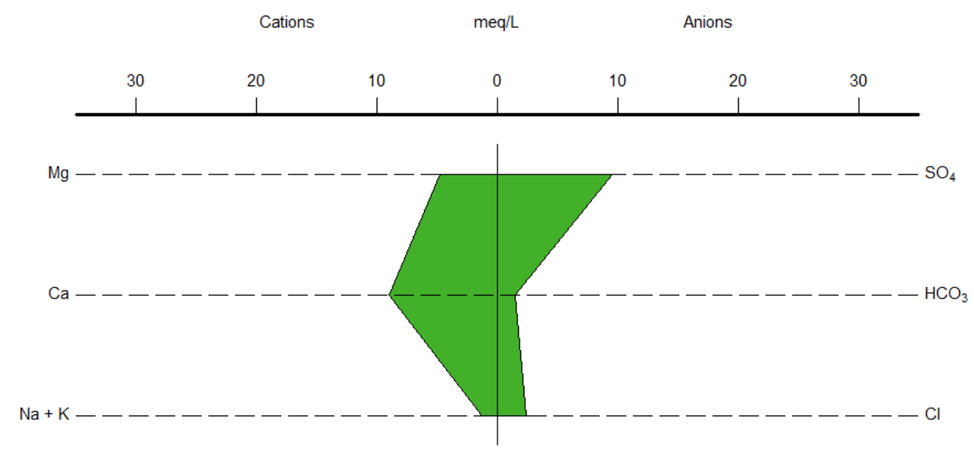

Pit-E wall seepage – August 2021

NOTE(S)

1. Results shown for Agnico Eagle samples collected from ST-20 on July 19, 2021 and ST-17, ST-19 on July 25, 2021and Pit-E and Pit-A wall seeps on August 1, 2021.
2. Results shown for Agnico Eagle samples collected from ST-S-5 on September 7, 2021 and ST-21 South and ST-21 North on September 22, 2021.
3. Average (sample + duplicate) results plotted for samples collected from ST-17 and ST-19 (September 7, 2021).
4. Total concentrations of major ions (Ca, Mg, K and Na) plotted for ST-17, ST-19 and ST-20.

CLIENT
AGNICO EAGLE MINES LIMITED

AGNICO EAGLE

CONSULTANT
WSP GOLDER

YYYY-MM-DD	2022-03-16
PREPARED	DH
DESIGN	--
REVIEW	VJB
APPROVED	VJB

PROJECT
2021 MEADOWBANK GROUNDWATER MONITORING PROGRAM
MEADOWBANK MINE
NUNAVUT

TITLE
2021 STIFF DIAGRAMS – INTERMEDIATE WATER SIGNATURE

PROJECT No.	PHASE	Rev.	FIGURE
21452766-545		0	D-3

APPENDIX E

Historical Groundwater Monitoring Program Water Quality Data 2003 to 2021

APPENDIX E
Historical Groundwater Monitoring Program Water Quality Data, 2003 to 2021
Agnico Eagle Mines Limited, Meadowbank Mine, Nunavut

		Goose Pit	Goose Pit	Goose Pit	Goose Pit	Goose Pit	Goose Pit	Goose Pit	Goose Pit	Goose Pit	Goose Pit	Goose Pit	Goose Pit	Goose Pit	Goose Pit	Goose Pit	Goose Pit	Goose Pit
Station ID		**BG lagoon**	**BG lagoon**	**BG lagoon**	**BG lagoon**	**BG lagoon**	**BG-Seepage-21m**	**BG-SEEP-21m**	**BG-Seepage-42m**	**BG-Seepage-42m**	**BG-Seepage-42m**	**BG-Seepage-80m**	**MW-03-01**	**MW-03-01**	**MW-03-01**	**MW-03-01**	**MW-03-01**	**MW-03-01**
Sampling Date		**2017-11-04**	**2018-07-09**	**2018-07-19**	**2018-09-11**	**2019-07-11**	**2017-09-03**	**2018-07-16**	**2017-09-03**	**2018-07-16**	**2019-07-14**	**2017-09-03**	**2004-08-07**	**2003-09-07**	**2003-09-07**	**2006-08-08**	**2006-08-08**	**2006-08-14**
Field Parameters	**Unit**																	
Temperature	degC	-	-	-	-	15.4	3	2.5	3.5	6.2	9.9	7.6	8	11.7	11.7	7.7	-	9.9
pH	-	-	-	-	-	8.45	7.86	7.95	7.92	7.98	8.78	8.33	8.03	7.36	7.36	7.93	-	7.58
Conductivity	µS/cm	-	-	-	-	352.2	92.7	87.2	168.4	193.5	351.1	232	2500	1855	1855	382	-	538
Oxygen Reduction Potential	mV	-	-	-	-	84.5	-188.2	-160.6	-174.2	-156.9	93.2	-60.7	119	-	-	-	-	-
Turbidity	NTU	-	-	-	-	-	3.49	1.57	2.3	4.79	-	2.74	-	-	-	-	-	-
Salinity	ppt	-	-	-	-	0.17	-	-	-	-	0.17	-	-	-	-	-	-	-
Total Dissolved Solids	mg/l	-	-	-	-	229.45	-	-	-	-	228.1	-	-	-	-	-	-	-
Dissolved Oxygen	mg/l	-	-	-	-	-	-	-	-	-	-	-	-	-	-	-	-	-
Dissolved Oxygen	%	-	-	-	-	84.94	-	-	-	-	3.1	-	-	-	-	-	-	-
General																		
Total Alkalinity	mg CaCO3/L	77	56	63	66	31	61	68	104	108	44	97	27.3	30	30	-	-	51
Bicarbonate Alkalinity HCO3	mg CaCO3/L	77	43	63	66	31	61	68	104	108	34	97	33.3	36.6	36.6	-	-	62.2
Carbonate Alkalinity CO3	mg CaCO3/L	<2	13	<2	<2	<2	<2	<2	<2	<2	10	<2	<0.5	<0.5	<0.5	-	-	<0.5
Dissolved Organic Carbon	mg/L	6.1	-	5.1	3.5	2.5	2.6	3	4.2	4.3	1.6	3.1	-	-	-	-	-	-
Hardness (CaCO3)	mg CaCO3/L	173	120	133	168	117	46	54	75	101	113	95	385.5	290	327.5	78.95	79.45	149
Reactive silica	mg/L	2.8	2.58	1.5	2.11	2.02	7.9	9.4	7.8	7.8	3.91	4.4	-	-	-	-	-	-
Salinity	ppt	-	-	-	-	-	-	-	-	-	-	-	-	-	-	-	-	-
Total Dissolved Solids	mg/L	317	263	255	276	219	106	106	194	212	205	238	1335	793	793	159	126	348.5
Total Organic Carbon	mg/L	6.1	4.2	5.1	4.1	2.4	2.6	3.2	4.2	4.3	1.6	3.1	-	-	-	-	-	-
Total Suspended Solids	mg/L	62	6	22	6	5	1	<1	2	1	2	6	13	-	-	-	-	4
Turbidity	NTU	-	-	-	-	-	-	-	-	-	-	-	-	-	-	-	-	-
Total Metals																		
Total Aluminium	mg/L	0.729	0.108	0.27	0.117	0.022	-	0.011	0.01	-	0.008	-	-	-	-	-	-	-
Total Antimony	mg/L	0.0014	0.0011	0.0015	0.0007	<0.0001	0.0001	<0.0001	<0.0001	<0.0001	0.0003	0.0006	0.0004	<0.001	<0.001	<0.0002	<0.0002	<0.001
Total Arsenic	mg/L	<0.0005	<0.0005	0.0012	<0.0005	<0.0001	0.0083	0.0023	<0.0005	<0.0005	0.0021	<0.0005	0.004	<0.001	0.017	0.0005	0.0006	0.002
Total Barium	mg/L	0.0358	0.0228	0.0313	0.0351	<0.0001	0.0262	0.0215	0.0742	0.0756	0.0233	0.0295	0.301	0.18	0.2	0.027	0.028	0.052
Total Beryllium	mg/L	<0.0005	<0.0005	<0.0005	<0.0005	<0.0005	<0.0005	<0.0005	<0.0005	<0.0005	<0.0005	<0.0005	<0.0002	<0.001	<0.001	<0.0002	<0.0002	<0.001
Total Bismuth	mg/L	-	-	-	-	-	-	-	-	-	-	-	<0.0002	<0.001	<0.001	<0.0002	<0.0002	<0.001
Total Boron	mg/L	0.07	0.05	0.01	0.07	<0.0005	0.02	<0.01	0.07	0.08	<0.01	0.07	2.43	0.59	1.07	0.11	0.11	0.27
Total Cadmium	mg/L	0.00003	<0.00002	<0.00002	<0.00002	0.00006	<0.00002	0.00003	<0.00002	<0.00002	<0.00002	<0.00002	<0.00004	0.00024	0.00037	<0.00004	<0.00004	<0.0002
Total Calcium	mg/L	42.6	29.1	30.9	39.7	28.7	10.7	12.5	17	23.4	27.8	21.2	95.4	72	87.1	19.1	19.1	33.4
Total Chromium	mg/L	0.0051	0.0006	0.0019	0.0008	0.0015	-	<0.0006	0.001	-	0.0008	-	0.004	0.049	0.32	0.0017	0.0021	<0.001
Total Cobalt	mg/L	-	-	-	-	-	-	-	-	-	-	-	0.0009	0.004	0.016	0.0005	0.0005	<0.001
Total Copper	mg/L	0.0055	0.0036	0.0033	0.0025	0.0022	<0.0005	0.0013	<0.0005	0.0023	0.0019	0.0058	0.0035	0.044	0.071	0.0022	0.002	<0.001
Total Iron	mg/L	1.49	0.14	0.47	0.12	<0.01	0.76	0.83	0.58	0.84	<0.01	0.07	1.14	6.05	10.7	1.02	1.11	1.1
Total Lead	mg/L	<0.0003	<0.0003	<0.0003	<0.0003	<0.01	<0.0003	<0.0003	<0.0003	<0.0003	<0.0003	<0.0003	0.0025	0.013	0.03	0.0015	0.0013	<0.001
Total Lithium	mg/L	<0.005	<0.005	<0.005	<0.005	<0.005	<0.005	<0.005	0.006	0.012	<0.005	0.005	0.04	0.025	0.031	0.0031	0.0032	0.006
Total Magnesium	mg/L	16.2	11.6	13.6	16.8	11.2	4.79	5.58	7.92	10.5	10.8	10.4	37.1	33.2	41.5	8.29	8.2	15.6
Total Manganese	mg/L	0.1027	0.0535	0.0956	0.1245	0.0491	0.0609	0.067	0.0462	0.0733	0.0019	0.0081	0.415	0.073	0.72	0.309	0.304	0.93
Total Mercury	mg/L	<0.00001	<0.00001	<0.00001	<0.00001	<0.00001	0.00027	0.00018	0.00032	0.00023	<0.00001	0.00002	<0.00002	-	-	<0.00002	<0.00002	<0.00002
Total Molybdenum	mg/L	0.0033	0.0044	0.0031	0.0023	0.0022	0.0103	0.0108	0.0084	0.0109	0.0054	0.0101	0.0083	<0.0005	0.011	0.013	0.013	0.012
Total Nickel	mg/L	0.0113	0.0073	0.0106	0.0158	0.01	<0.0005	0.0006	<0.0005	0.002	0.0036	0.0342	0.0045	0.056	0.13	0.002	0.0022	<0.001
Total Potassium	mg/L	10.6	5.56	5.58	6.42	4.66	2.72	3.02	2.09	2.71	5.33	4.06	9.13	7.31	9.1	3.63	3.68	6.1
Total Selenium	mg/L	0.001	<0.001	<0.001	0.0008	<0.0005	<0.001	<0.001	0.001	0.001	<0.0005	0.001	<0.0002	<0.001	<0.001	<0.0002	<0.0002	<0.001
Total Silicon	mg/L	-	-	-	-	-	-	-	-	-	-	-	5.07	0.4	4.12	2.31	2.71	2.7
Total Silver	mg/L	<0.0001	<0.0001	<0.0001	<0.0001	<0.0001	<0.0001	<0.0001	<0.0001	<0.0001	<0.0001	<0.0001	0.00028	0.0064	0.011	<0.00005	<0.00005	<0.00025
Total Sodium	mg/L	19	9.34	11.5	14.8	<0.0001	7.1	7.89	17.7	20	8.72	18.9	357	22	25	16	15.9	50.5
Total Strontium	mg/L	0.246	0.155	0.203	0.197	0.138	0.133	0.151	0.286	0.337	0.184	0.249	1.56	0.68	0.79	0.119	0.12	0.28
Total Tellurium	mg/L	-	-	-	-	-	-	-	-	-	-	-	<0.0002	<0.001	<0.001	<0.0002	<0.0002	<0.001
Total Thallium	mg/L	<0.0008	<0.0008	<0.0008	<0.0002	0.138	<0.0008	<0.0008	<0.0008	<0.0008	<0.0002	<0.0008	<0.00002	<0.0001	<0.0001	<0.00002	<0.00002	<0.0001
Total Thorium	mg/L	-	-	-	-	-	-	-	-	-	-	-	<0.0001	<0.0005	0.0038	0.0005	0.0006	<0.0005
Total Tin	mg/L	<0.001	<0.001	<0.001	<0.001	<0.001	<0.001	<0.001	<0.001	<0.001	<0.001	<0.001	0.0009	<0.001	0.002	<0.0002	<0.0002	<0.001
Total Titanium	mg/L	0.08	0.02	0.05	0.05	<0.01	0.01	0.01	0.01	0.01	<0.01	0.01	0.01	0.01	0.22	0.024	0.029	0.006
Total Uranium	mg/L	0.012	0.008	0.007	0.009	0.005	<0.001	<0.001	<0.001	<0.001	0.005	0.013	0.0003	0.0012	0.0017	0.0006	0.0006	<0.0005
Total Vanadium	mg/L	<0.0005	<0.0005	<0.0005	<0.0005	<0.0005	<0.0005	<0.0005	<0.0005	0.001	<0.0005	<0.0005	0.0004	<0.001	0.029	0.0007	0.0008	<0.001
Total Zinc	mg/L	0.004	0.001	0.001	0.002	0.002	<0.001	<0.001	0.003	0.008	0.03	<0.001	0.007	0.063	0.087	0.005	0.005	<0.005
Total Zirconium	mg/L	-	-	-	-	-	-	-	-	-	-	-	<0.002	<0.001	<0.001	<0.002	<0.002	<0.01

APPENDIX E
Historical Groundwater Monitoring Program Water Quality Data, 2003 to 2021
Agnico Eagle Mines Limited, Meadowbank Mine, Nunavut

		Goose Pit	Goose Pit	Goose Pit	Goose Pit	Goose Pit	Goose Pit	Goose Pit	Goose Pit	Goose Pit	Goose Pit	Goose Pit	Goose Pit	Goose Pit	Goose Pit	Goose Pit	Goose Pit	Goose Pit
Station ID		**BG lagoon**	**BG lagoon**	**BG lagoon**	**BG lagoon**	**BG lagoon**	**BG-Seepage-21m**	**BG-SEEP-21m**	**BG-Seepage-42m**	**BG-Seepage-42m**	**BG-Seepage-42m**	**BG-Seepage-80m**	**MW-03-01**	**MW-03-01**	**MW-03-01**	**MW-03-01**	**MW-03-01**	**MW-03-01**
Sampling Date		**2017-11-04**	**2018-07-09**	**2018-07-19**	**2018-09-11**	**2019-07-11**	**2017-09-03**	**2018-07-16**	**2017-09-03**	**2018-07-16**	**2019-07-14**	**2017-09-03**	**2004-08-07**	**2003-09-07**	**2003-09-07**	**2006-08-08**	**2006-08-08**	**2006-08-14**
Field Parameters	**Unit**																	
Dissolved Metals																		
Dissolved Aluminum	mg/L	0.008	0.053	<0.006	<0.005	0.01	-	0.006	<0.006	-	0.009	-	-	-	-	-	-	-
Dissolved Antimony	mg/L	0.0018	0.0009	0.0011	0.0004	0.0004	<0.0001	<0.0001	<0.0001	0.0002	<0.0001	0.0006	0.0002	<0.001	<0.001	<0.0002	<0.0002	<0.001
Dissolved Arsenic	mg/L	<0.0005	<0.0005	<0.0005	<0.0005	<0.0005	<0.0005	0.0018	<0.0005	<0.0005	0.0033	<0.0005	0.0038	<0.001	0.003	0.0005	0.0005	0.003
Dissolved Barium	mg/L	0.0307	0.0233	0.0269	0.0341	0.0212	0.0203	0.0209	0.0707	0.0746	0.0279	0.0305	0.3	0.12	0.13	0.025	0.025	0.051
Dissolved Beryllium	mg/L	<0.0005	<0.0005	<0.0005	<0.0005	<0.0005	-	<0.0005	<0.0005	-	<0.0005	-	-	-	-	-	-	-
Dissolved Bismuth	mg/L	-	-	-	-	-	-	-	-	-	-	-	<0.0002	<0.001	<0.001	<0.0002	<0.0002	<0.001
Dissolved Boron	mg/L	0.11	0.04	<0.01	0.08	<0.01	0.01	<0.01	0.07	0.04	<0.01	0.07	2.39	0.53	1.03	0.1	0.1	0.27
Dissolved Cadmium	mg/L	<0.00002	<0.00002	0.00004	<0.00002	0.00008	<0.00002	<0.00002	<0.00002	<0.00002	<0.00002	<0.00002	<0.00004	0.00007	0.00012	<0.00004	<0.00004	<0.0002
Dissolved Calcium	mg/L	39.9	32.9	31.7	39.2	28.8	9.93	12.4	16.4	22.7	30	20.6	94.2	65.6	67	17.6	17.9	33.7
Dissolved Chromium	mg/L	<0.0006	<0.0006	0.0007	<0.0006	<0.0006	<0.0006	<0.0006	<0.0006	<0.0006	<0.0006	<0.0012	0.0002	<0.001	<0.001	0.0012	0.0012	<0.001
Dissolved Cobalt	mg/L	-	-	-	-	-	-	-	-	-	-	-	0.0008	0.001	0.001	0.0004	0.0004	<0.001
Dissolved Copper	mg/L	0.0024	0.0025	0.0021	0.0019	0.0023	<0.0005	<0.0005	<0.0005	<0.0005	0.0014	0.0047	0.0004	0.002	0.002	0.0016	0.0016	<0.001
Dissolved Iron	mg/L	0.02	<0.01	0.01	<0.01	<0.01	0.27	0.81	0.03	0.69	<0.01	<0.01	0.08	<0.05	0.07	0.84	0.85	0.2
Dissolved Lead	mg/L	<0.0003	<0.0003	<0.0003	<0.0003	<0.0003	<0.0003	<0.0003	<0.0003	<0.0003	<0.0003	<0.0003	<0.0002	<0.001	<0.001	0.0014	0.0012	<0.001
Dissolved Lithium	mg/L	<0.005	<0.005	<0.005	<0.005	<0.005	<0.005	<0.005	0.005	0.014	<0.005	<0.005	0.033	0.017	0.017	0.0028	0.0027	0.005
Dissolved Magnesium	mg/L	15.7	12.9	13.2	17.1	11.9	4.49	5.43	7.67	9.77	11.2	9.94	35.1	23.4	24.3	7.76	7.92	16.1
Dissolved Manganese	mg/L	0.0293	0.0516	0.1065	0.1215	0.0431	0.0569	0.0729	0.0458	0.0712	<0.0005	0.0059	0.381	0.06	0.28	0.286	0.293	0.98
Dissolved Mercury	mg/L	<0.00001	<0.00001	<0.00001	<0.00001	0.00002	0.00029	0.00017	0.0003	0.00029	<0.00001	0.00007	<0.00002	-	-	<0.00002	<0.00002	<0.00002
Dissolved Molybdenum	mg/L	0.0031	0.004	0.0033	0.0028	0.0027	0.011	0.0119	0.0089	0.0116	0.0056	0.0104	0.0076	<0.0005	0.0057	0.012	0.012	0.013
Dissolved Nickel	mg/L	0.0057	0.0068	0.0096	0.0158	0.0101	0.001	0.0006	<0.0005	0.002	0.0041	0.0334	0.0026	0.006	0.005	0.0019	0.0019	<0.001
Dissolved Phosphorus	mg/L	-	-	-	-	-	-	-	-	-	-	-	0.04	0.1	0.15	<0.03	<0.03	<0.15
Dissolved Potassium	mg/L	9.84	6.08	5.82	7.04	5.02	2.58	3.37	2.07	2.74	5.53	3.92	8.56	5.71	5.95	3.27	3.28	6.1
Dissolved Selenium	mg/L	<0.001	<0.001	<0.001	<0.0005	<0.0005	<0.001	<0.001	<0.001	0.001	0.0008	0.001	<0.0002	<0.001	<0.001	<0.0002	<0.0002	<0.001
Dissolved Silicon	mg/L	-	-	-	-	-	-	-	-	-	-	-	3.89	0.32	3.27	1.96	1.98	2.5
Dissolved Silver	mg/L	<0.0001	<0.0001	<0.0001	<0.0001	<0.0001	<0.0001	<0.0001	<0.0001	<0.0001	<0.0001	<0.0001	<0.00005	<0.0001	<0.0001	<0.00005	<0.00005	<0.00025
Dissolved Sodium	mg/L	19.2	10.1	11.1	15.3	8.78	6.67	8.16	17.7	19.8	9.01	18.5	327	20	22	15	15.6	52.5
Dissolved Strontium	mg/L	0.358	0.158	0.206	0.208	0.151	0.138	0.149	0.305	0.307	0.198	0.248	1.46	0.58	0.59	0.111	0.114	0.29
Dissolved Tellurium	mg/L	-	-	-	-	-	-	-	-	-	-	-	<0.0002	<0.001	<0.001	<0.0002	<0.0002	<0.001
Dissolved Thallium	mg/L	<0.0008	<0.0008	<0.0008	<0.0002	<0.0002	<0.0008	<0.0008	<0.0008	<0.0008	<0.0002	<0.0008	<0.00002	<0.0001	<0.0001	<0.00002	<0.00002	<0.0001
Dissolved Thorium	mg/L	-	-	-	-	-	-	-	-	-	-	-	<0.0001	<0.0005	<0.0005	0.0004	0.0004	<0.0005
Dissolved Tin	mg/L	<0.001	<0.001	<0.001	<0.001	<0.001	<0.001	<0.001	<0.001	<0.001	<0.001	<0.001	<0.0002	<0.001	<0.001	<0.0002	<0.0002	<0.001
Dissolved Titanium	mg/L	0.04	0.03	0.04	0.05	<0.01	<0.01	<0.01	0.01	0.01	<0.01	0.01	0.0003	<0.001	<0.001	0.019	0.018	<0.001
Dissolved Uranium	mg/L	0.011	0.008	0.007	0.01	0.005	<0.001	<0.001	<0.001	<0.001	0.005	0.013	0.0003	0.0006	0.0006	0.0006	0.0006	<0.0005
Dissolved Vanadium	mg/L	<0.0005	<0.0005	<0.0005	<0.0005	<0.0005	<0.0005	0.0023	<0.0005	0.0007	<0.0005	<0.0005	<0.0002	<0.001	<0.001	0.0006	0.0006	<0.001
Dissolved Zinc	mg/L	0.001	<0.001	0.001	0.002	0.002	0.002	<0.001	<0.001	0.008	<0.001	<0.001	0.002	0.006	<0.005	0.005	0.005	<0.005
Dissolved Zirconium	mg/L	-	-	-	-	-	-	-	-	-	-	-	<0.002	<0.001	<0.001	<0.002	<0.002	<0.01
Anions																		
Bromide	mg/L	0.21	0.15	0.06	0.09	0.09	-	0.05	0.32	-	0.06	-	-	-	-	-	-	-
Chloride	mg/L	8.4	4.6	6.7	6.6	3.9	2.7	2.9	23	32	3.5	33.3	845	626	621	34.7	33.7	128
Fluoride	mg/L	0.13	0.17	0.2	0.19	0.14	0.86	1	0.93	1.06	0.36	0.79	0.12	<0.05	<0.05	0.16	0.17	0.16
Sulphate (SO4)	mg SO4/L	127	103	95.7	158	103	12	21.1	4.4	9	89.4	25.3	15.9	15.6	15.8	42.8	43.1	51.1
Nutrients																		
Ammonium (N-NH4)	mg N/L	0.14	0.05	0.14	0.09	-	0.65	0.51	0.46	0.34	-	<0.05	-	-	-	-	-	-
Total Nitrogen	mg N/L	-	-	-	-	0.49	-	-	-	-	0.25	-	-	-	-	-	-	-
Ammonia-Nitrogen (NH3-NH4)	mg N/L	0.14	0.05	0.14	0.09	0.02	-	0.52	0.46	-	<0.01	-	-	-	-	-	-	-
Ammonia (NH3) (non-ionized)	mg N/L	<0.01	<0.01	<0.01	<0.01	<0.01	0.02	0.01	<0.01	0.01	<0.01	<0.01	-	-	-	-	-	-
Nitrate and Nitrite	mg N/L	-	-	-	-	-	-	-	-	-	-	-	<0.01	<0.01	<0.01	<0.01	<0.01	-
Nitrate	mg N/L	3.82	1.47	3.31	2.21	1.11	-	0.04	<0.01	-	1.58	-	-	-	-	-	-	-
Nitrite	mg N/L	0.02	0.01	0.02	0.02	0.01	<0.01	<0.01	<0.01	0.03	<0.01	<0.01	-	-	-	0.003	0.004	0.002
Orthophosphate	mg P/L	0.03	<0.01	0.01	0.01	<0.01	0.41	0.52	0.15	0.05	0.04	0.01	-	-	-	-	-	-
Total Kjeldahl Nitrogen	mg N/L	0.77	0.41	0.43	0.84	-	0.61	1.46	0.38	0.51	-	0.21	0.3	0.7	0.6	0.3	0.3	-
Total Phosphorus	mg P/L	0.04	0.03	0.03	0.04	<0.01	0.52	0.71	0.19	0.16	0.06	<0.04	0.105	0.069	0.075	<0.035	<0.035	<0.15
Cyanide																		
Total Cyanide	mg/L	0.001	0.001	<0.001	<0.001	0.002	0.003	<0.001	0.002	0.003	0.002	0.003	<0.01	-	-	-	-	-
Free Cyanide	mg/L	-	-	-	-	-	-	-	-	-	-	-	<0.1	-	-	-	-	-
Weak Acid Dissociable Cyanide	mg/L	<0.001	<0.001	<0.001	<0.001	0.003	0.002	<0.001	0.003	<0.001	0.002	0.004	-	-	-	-	-	-

APPENDIX E
Historical Groundwater Monitoring Program Water Quality Data, 2003 to 2021
Agnico Eagle Mines Limited, Meadowbank Mine, Nunavut

		Goose Pit	Goose Pit	Goose Pit	Goose Pit	Goose Pit	Goose Pit	Goose Pit	Goose Pit	Goose Pit	Goose Pit	Goose Pit	Goose Pit	Goose Pit	Goose Pit	Goose Pit	Goose Pit	Goose Pit	Goose Pit
Station ID		MW-03-02	MW-03-02	MW-03-02	MW-06-05	MW-06-05	MW-06-05	MW-06-05	MW-06-05	MW-06-05	MW-06-05	MW-06-05	MW-06-05	MW-06-05	MW-06-06	MW-06-06	MW-11-01	MW-11-01	MW-IPD-07
Sampling Date		2004-07-31	2004-07-31	2003-09-28	2006-08-08	2006-08-08	2006-08-14	2007-08-17	2007-08-17	2008-09-15	2008-09-15	2009-09-07	2009-09-07	2010-08-26	2006-08-24	2006-08-24	2011-09-29	2011-09-29	2018-07-08
Field Parameters	**Unit**																		
Temperature	degC	12	-	3.5	-	-	9.9	6.7	-	1	-	5.4	-	3.1	12.4	-	-	-	-
pH	-	7.19	-	7.68	7.93	-	7.58	7.43	-	6.7	-	6.97	-	7.13	7.59	-	10.3	-	-
Conductivity	µS/cm	1104	-	660	382	-	538	776	-	2100	-	2436	-	340	1306	-	3999	-	-
Oxygen Reduction Potential	mV	32	-	8.2	-	-	-	-	-	-	-	-	-	-	-	-	-	-	-
Turbidity	NTU	-	-	-	-	-	-	-	-	-	-	-	-	-	-	-	-	-	-
Salinity	ppt	-	-	-	-	-	-	-	-	-	-	-	-	-	-	-	-	-	-
Total Dissolved Solids	mg/l	-	-	-	-	-	-	-	-	-	-	-	-	-	-	-	-	-	-
Dissolved Oxygen	mg/l	-	-	-	-	-	-	-	-	-	-	-	-	-	-	-	-	-	-
Dissolved Oxygen	%	-	-	-	-	-	-	-	-	-	-	-	-	-	-	-	-	-	-
General																			
Total Alkalinity	mg CaCO3/L	41.6	42.9	103	-	-	51	36.7	36.7	24	33	15	18	49	49.9	49.9	23	37	92
Bicarbonate Alkalinity HCO3	mg CaCO3/L	50.8	52.4	125	-	-	62.2	44.8	44.8	-	-	-	-	345	60.9	60.9	-	-	79
Carbonate Alkalinity CO3	mg CaCO3/L	<0.5	<0.5	<0.5	-	-	<0.5	<0.5	<0.5	-	-	-	-	-	<0.5	<0.5	-	-	13
Dissolved Organic Carbon	mg/L	-	-	-	-	-	-	-	-	-	-	-	-	-	-	-	-	-	-
Hardness (CaCO3)	mg CaCO3/L	310.5	-	303	78.95	79.45	149	111.5	110.5	310	320	450	440	77	335.5	331.5	13264	14759	73
Reactive silica	mg/L	-	-	-	-	-	-	-	-	-	-	-	-	-	-	-	-	-	15.37
Salinity	ppt	-	-	-	-	-	-	-	-	-	-	-	-	-	-	-	-	-	-
Total Dissolved Solids	mg/L	499	-	387	159	126	348.5	319	250	1100	-	1900	1900	-	619	678	14840	14620	172
Total Organic Carbon	mg/L	-	-	-	-	-	-	-	-	-	-	-	-	-	-	-	-	-	1.7
Total Suspended Solids	mg/L	96	90	-	-	-	4	2	3	5	7	-	-	-	16	28	-	-	100
Turbidity	NTU	-	-	-	-	-	-	-	-	-	-	-	-	-	-	-	-	-	-
Total Metals																			
Total Aluminium	mg/L	-	-	-	-	-	-	-	-	-	-	-	-	-	-	-	-	-	1.03
Total Antimony	mg/L	0.0003	-	<0.001	<0.0002	<0.0002	<0.001	<0.001	<0.001	-	-	-	-	-	<0.001	<0.001	-	-	<0.0001
Total Arsenic	mg/L	0.0038	-	0.002	0.0005	0.0006	0.002	<0.001	<0.001	-	-	-	-	<0.002	0.003	0.003	0.128	0.142	0.0161
Total Barium	mg/L	0.096	-	0.028	0.027	0.028	0.052	0.053	0.052	-	-	-	-	<0.03	0.024	0.024	0.1484	0.1991	0.0059
Total Beryllium	mg/L	<0.0002	-	<0.001	<0.0002	<0.0002	<0.001	<0.001	<0.001	-	-	-	-	-	<0.001	<0.001	-	-	<0.0005
Total Bismuth	mg/L	<0.0002	-	<0.001	<0.0002	<0.0002	<0.001	<0.001	<0.001	-	-	-	-	-	<0.001	<0.001	-	-	-
Total Boron	mg/L	0.97	-	0.06	0.11	0.11	0.27	0.23	0.23	-	-	-	-	-	0.36	0.31	-	-	0.18
Total Cadmium	mg/L	0.00018	-	<0.0002	<0.00004	<0.00004	<0.0002	<0.0002	<0.0002	-	-	-	-	<0.001	<0.0002	<0.0002	<0.00002	0.00009	<0.00002
Total Calcium	mg/L	74.7	-	68.3	19.1	19.1	33.4	26.1	25.1	73	-	-	-	21	89.3	86.1	5263	5857	15.1
Total Chromium	mg/L	0.008	-	0.003	0.0017	0.0021	<0.001	<0.001	<0.001	-	-	-	-	-	<0.001	<0.001	-	-	0.0006
Total Cobalt	mg/L	0.0072	-	0.004	0.0005	0.0005	<0.001	<0.001	<0.001	-	-	-	-	-	0.002	0.002	-	-	-
Total Copper	mg/L	0.007	-	0.004	0.0022	0.002	<0.001	0.001	0.001	-	-	-	-	<0.003	0.001	0.005	0.0237	0.0357	<0.0005
Total Iron	mg/L	4.72	-	2.96	1.02	1.11	1.1	0.94	0.93	-	-	-	-	0.6	0.57	0.57	1.3	1.9	1.13
Total Lead	mg/L	0.0035	-	0.002	0.0015	0.0013	<0.001	0.001	0.001	-	-	-	-	-	<0.001	<0.001	<0.0003	0.0031	<0.0003
Total Lithium	mg/L	0.021	-	0.021	0.0031	0.0032	0.006	<0.005	<0.005	-	-	-	-	-	0.029	0.028	-	-	0.01
Total Magnesium	mg/L	30.7	-	35.2	8.29	8.2	15.6	12.4	12.1	-	-	-	-	6.1	25	24.5	29.9	32.6	8.7
Total Manganese	mg/L	0.517	-	1.04	0.309	0.304	0.93	0.77	0.75	-	-	-	-	0.55	0.41	0.43	0.0433	0.05	0.0381
Total Mercury	mg/L	<0.00002	-	<0.00002	<0.00002	<0.00002	<0.00002	<0.00002	<0.00002	-	-	-	-	<0.0001	<0.00002	<0.00002	0.00073	0.00077	<0.00001
Total Molybdenum	mg/L	0.015	-	0.022	0.013	0.013	0.012	0.0084	0.0084	-	-	-	-	<0.03	0.0087	0.009	<0.0005	<0.0005	0.0155
Total Nickel	mg/L	0.017	-	0.008	0.002	0.0022	<0.001	0.001	0.001	-	-	-	-	<0.01	0.007	0.01	0.2109	0.2269	0.0034
Total Potassium	mg/L	7.8	-	5.94	3.63	3.68	6.1	4.7	4.5	-	-	-	-	2.1	6.7	6.5	201	225	2.72
Total Selenium	mg/L	<0.0002	-	<0.001	<0.0002	<0.0002	<0.001	<0.001	<0.001	-	-	-	-	<0.001	<0.001	<0.001	0.564	0.594	<0.001
Total Silicon	mg/L	13.8	-	10.7	2.31	2.71	2.7	1.4	1.3	-	-	-	-	-	4.7	4.6	-	-	-
Total Silver	mg/L	0.00067	-	<0.0001	<0.00005	<0.00005	<0.00025	<0.00025	<0.00025	-	-	-	-	0.0014	<0.00025	<0.00025	0.0123	0.0146	<0.0001
Total Sodium	mg/L	91.9	-	6.81	16	15.9	50.5	39.1	37.5	-	-	-	-	2.5	59	55.9	344	550	33.9
Total Strontium	mg/L	0.759	-	0.26	0.119	0.12	0.28	0.24	0.24	-	-	-	-	-	0.75	0.72	-	-	0.129
Total Tellurium	mg/L	<0.0002	-	<0.001	<0.0002	<0.0002	<0.001	<0.001	<0.001	-	-	-	-	-	<0.001	<0.001	-	-	-
Total Thallium	mg/L	0.00006	-	<0.0001	<0.00002	<0.00002	<0.0001	<0.0001	<0.0001	-	-	-	-	<0.01	<0.0001	<0.0001	<0.005	<0.005	<0.0008
Total Thorium	mg/L	<0.0001	-	0.0007	0.0005	0.0006	<0.0005	<0.0005	<0.0005	-	-	-	-	-	<0.0005	<0.0005	-	-	-
Total Tin	mg/L	0.0003	-	<0.001	<0.0002	<0.0002	<0.001	<0.001	<0.001	-	-	-	-	-	<0.001	<0.001	-	-	<0.001
Total Titanium	mg/L	0.158	-	0.063	0.024	0.029	0.006	0.003	0.003	-	-	-	-	-	0.005	0.005	-	-	0.01
Total Uranium	mg/L	0.002	-	0.0084	0.0006	0.0006	<0.0005	<0.0005	<0.0005	-	-	-	-	-	0.0018	0.0018	-	-	0.002
Total Vanadium	mg/L	0.0039	-	0.002	0.0007	0.0008	<0.001	<0.001	<0.001	-	-	-	-	-	0.002	0.002	-	-	0.0005
Total Zinc	mg/L	0.042	-	0.014	0.005	0.005	<0.005	0.009	0.009	-	-	-	-	0.009	<0.005	<0.005	0.038	0.091	0.009
Total Zirconium	mg/L	<0.002	-	<0.001	<0.002	<0.002	<0.01	<0.01	<0.01	-	-	-	-	-	<0.01	<0.01	-	-	-

APPENDIX E
Historical Groundwater Monitoring Program Water Quality Data, 2003 to 2021
Agnico Eagle Mines Limited, Meadowbank Mine, Nunavut

		Goose Pit	Goose Pit	Goose Pit	Goose Pit	Goose Pit	Goose Pit	Goose Pit	Goose Pit	Goose Pit	Goose Pit	Goose Pit	Goose Pit	Goose Pit	Goose Pit	Goose Pit	Goose Pit	Goose Pit	Goose Pit
Station ID		MW-03-02	MW-03-02	MW-03-02	MW-06-05	MW-06-05	MW-06-05	MW-06-05	MW-06-05	MW-06-05	MW-06-05	MW-06-05	MW-06-05	MW-06-05	MW-06-06	MW-06-06	MW-11-01	MW-11-01	MW-IPD-07
Sampling Date		2004-07-31	2004-07-31	2003-09-28	2006-08-08	2006-08-08	2006-08-14	2007-08-17	2007-08-17	2008-09-15	2008-09-15	2009-09-07	2009-09-07	2010-08-26	2006-08-24	2006-08-24	2011-09-29	2011-09-29	2018-07-08
Field Parameters	**Unit**																		
Dissolved Metals																			
Dissolved Aluminum	mg/L	-	-	-	-	-	-	-	-	-	-	-	-	-	-	-	-	-	<0.006
Dissolved Antimony	mg/L	0.0003	-	<0.001	<0.0002	<0.0002	<0.001	<0.001	<0.001	-	-	-	-	-	<0.001	<0.001	-	-	<0.0001
Dissolved Arsenic	mg/L	0.002	-	0.002	0.0005	0.0005	0.003	<0.001	<0.001	0.0001	0.0001	<0.002	<0.002	<0.002	0.002	0.002	0.137	0.13	0.0139
Dissolved Barium	mg/L	0.086	-	0.023	0.025	0.025	0.051	0.048	0.051	0.25	0.25	0.42	0.39	<0.03	0.018	0.019	0.13	0.136	<0.0005
Dissolved Beryllium	mg/L	-	-	-	-	-	-	-	-	-	-	-	-	-	-	-	-	-	<0.0005
Dissolved Bismuth	mg/L	<0.0002	-	<0.001	<0.0002	<0.0002	<0.001	<0.001	<0.001	-	-	-	-	-	<0.001	<0.001	-	-	-
Dissolved Boron	mg/L	0.94	-	0.06	0.1	0.1	0.27	0.2	0.21	-	-	-	-	-	0.37	0.44	-	-	0.18
Dissolved Cadmium	mg/L	0.00016	-	<0.0002	<0.00004	<0.00004	<0.0002	<0.0002	<0.0002	0.0002	0.0002	<0.001	<0.001	<0.001	<0.0002	<0.0002	<0.005	<0.005	<0.00002
Dissolved Calcium	mg/L	73.5	-	63.1	17.6	17.9	33.7	24	24.5	73	75	100	99	18	87.1	85.3	5136	5099	11.2
Dissolved Chromium	mg/L	0.0004	-	0.001	0.0012	0.0012	<0.001	<0.001	<0.001	-	-	-	-	-	<0.001	<0.001	-	-	<0.0006
Dissolved Cobalt	mg/L	0.006	-	0.004	0.0004	0.0004	<0.001	<0.001	<0.001	-	-	-	-	-	<0.001	<0.001	-	-	-
Dissolved Copper	mg/L	0.0014	-	0.004	0.0016	0.0016	<0.001	<0.001	0.001	0.0015	0.0023	<0.003	<0.003	<0.003	0.001	<0.001	0.021	0.015	<0.0005
Dissolved Iron	mg/L	0.05	-	1.91	0.84	0.85	0.2	<0.05	<0.05	0.03	0.03	<0.1	<0.1	<0.1	<0.05	<0.05	1.3	0.97	<0.01
Dissolved Lead	mg/L	<0.0002	-	0.001	0.0014	0.0012	<0.001	<0.001	<0.001	0.00021	0.0002	<0.001	0.001	<0.001	<0.001	<0.001	<0.005	<0.005	<0.0003
Dissolved Lithium	mg/L	0.016	-	0.019	0.0028	0.0027	0.005	<0.005	<0.005	-	-	-	-	-	0.028	0.025	-	-	0.009
Dissolved Magnesium	mg/L	30.2	-	32.1	7.76	7.92	16.1	11.4	11.6	31	32	46	47	4.1	24	23.6	22.5	25.8	6.76
Dissolved Manganese	mg/L	0.492	-	0.96	0.286	0.293	0.98	0.7	0.72	0.43	0.44	0.22	0.22	0.36	0.006	0.003	0.029	0.029	0.0179
Dissolved Mercury	mg/L	<0.02	-	<0.00002	<0.00002	<0.00002	<0.00002	<0.00002	<0.00002	<0.00001	<0.00001	<0.0001	<0.0001	<0.0001	<0.00002	<0.00002	0.0006	0.0006	<0.00001
Dissolved Molybdenum	mg/L	0.014	-	0.018	0.012	0.012	0.013	0.0079	0.0079	0.0082	0.0078	<0.03	<0.003	<0.03	0.0081	0.0069	<0.005	<0.005	0.0107
Dissolved Nickel	mg/L	0.012	-	0.007	0.0019	0.0019	<0.001	0.001	0.001	0.0015	0.0015	<0.01	<0.01	<0.01	0.005	0.004	0.179	0.171	0.0022
Dissolved Phosphorus	mg/L	<0.03	-	0.16	<0.03	<0.03	<0.15	<0.15	<0.15	-	-	-	-	-	0.9	0.8	-	-	-
Dissolved Potassium	mg/L	7.43	-	5.36	3.27	3.28	6.1	4.3	4.4	8.4	8.5	11	11	1.5	6.6	5.8	183	192	2.44
Dissolved Selenium	mg/L	<0.0002	-	<0.001	<0.0002	<0.0002	<0.001	<0.001	<0.001	0.001	0.001	<0.001	<0.001	<0.001	<0.001	<0.001	0.637	0.606	<0.001
Dissolved Silicon	mg/L	5.88	-	7.98	1.96	1.98	2.5	1.2	1.2	-	-	-	-	-	4.1	3.8	-	-	-
Dissolved Silver	mg/L	<0.00005	-	<0.0001	<0.00005	<0.00005	<0.00025	<0.00025	<0.00025	0.0001	0.0001	<0.0003	<0.0003	<0.0003	<0.00025	<0.00025	<0.005	<0.005	<0.0001
Dissolved Sodium	mg/L	89.5	-	6.29	15	15.6	52.5	34.2	35	-	-	420	430	1.8	58.2	55.9	283	338	32.3
Dissolved Strontium	mg/L	0.736	-	0.24	0.111	0.114	0.29	0.22	0.22	-	-	-	-	-	0.72	0.76	-	-	0.119
Dissolved Tellurium	mg/L	<0.0002	-	<0.001	<0.0002	<0.0002	<0.001	<0.001	<0.001	-	-	-	-	-	<0.001	<0.001	-	-	-
Dissolved Thallium	mg/L	<0.00002	-	<0.0001	<0.00002	<0.00002	<0.0001	<0.0001	<0.0001	0.002	0.002	<0.01	<0.01	<0.01	<0.0001	<0.0001	<0.01	<0.01	<0.0008
Dissolved Thorium	mg/L	<0.0001	-	<0.0005	0.0004	0.0004	<0.0005	<0.0005	<0.0005	-	-	-	-	-	<0.0005	<0.0005	-	-	-
Dissolved Tin	mg/L	<0.0002	-	<0.001	<0.0002	<0.0002	<0.001	<0.001	<0.001	-	-	-	-	-	<0.001	<0.001	-	-	<0.001
Dissolved Titanium	mg/L	0.0008	-	0.024	0.019	0.018	<0.001	<0.001	<0.001	-	-	-	-	-	<0.001	<0.001	-	-	0.01
Dissolved Uranium	mg/L	0.0013	-	0.0077	0.0006	0.0006	<0.0005	<0.0005	<0.0005	-	-	-	-	-	0.0016	0.0014	-	-	0.001
Dissolved Vanadium	mg/L	<0.0002	-	<0.001	0.0006	0.0006	<0.001	<0.001	<0.001	-	-	-	-	-	0.001	0.001	-	-	<0.0005
Dissolved Zinc	mg/L	0.029	-	0.012	0.005	0.005	<0.005	<0.005	0.005	0.017	0.014	<0.003	<0.003	0.011	<0.005	<0.005	0.02	0.013	0.001
Dissolved Zirconium	mg/L	<0.002	-	<0.001	<0.002	<0.002	<0.01	<0.01	<0.01	-	-	-	-	-	<0.01	<0.01	-	-	-
Anions																			
Bromide	mg/L	-	-	-	-	-	-	-	-	-	-	-	-	-	-	-	-	-	0.06
Chloride	mg/L	251	259	5.4	34.7	33.7	128	126	126	950	980	990	950	5.7	304	331	10271	9859	5
Fluoride	mg/L	0.6	0.57	0.35	0.16	0.17	0.16	0.18	0.18	<0.1	<0.1	0.1	<0.1	0.2	0.55	0.63	0.55	0.62	1.25
Sulphate (SO4)	mg SO4/L	38.4	38.2	263	42.8	43.1	51.1	46.5	46.3	6	5.7	3.9	3.6	87	65.1	56	29	30	32.4
Nutrients																			
Ammonium (N-NH4)	mg N/L	-	-	-	-	-	-	-	-	-	-	-	-	-	-	-	0.07	0.27	-
Total Nitrogen	mg N/L	-	-	-	-	-	-	-	-	-	-	-	-	-	-	-	-	-	-
Ammonia-Nitrogen (NH3-NH4)	mg N/L	-	-	-	-	-	-	-	-	-	-	-	-	-	-	-	-	-	0.28
Ammonia (NH3) (non-ionized)	mg N/L	-	-	-	-	-	-	-	-	-	-	-	-	-	-	-	-	-	0.01
Nitrate and Nitrite	mg N/L	<0.05	<0.05	<0.05	<0.01	<0.01	-	-	-	<0.2	<0.4	<0.42	<0.42	0.09	-	-	-	-	-
Nitrate	mg N/L	-	-	-	-	-	-	-	-	-	-	-	-	-	-	-	-	-	0.01
Nitrite	mg N/L	0.006	0.007	0.005	0.003	0.004	0.002	0.002	<0.002	<0.2	<0.4	-	-	-	0.005	0.004	<0.01	<0.01	<0.01
Orthophosphate	mg P/L	-	-	-	-	-	-	-	-	-	-	-	-	-	-	-	-	-	0.14
Total Kjeldahl Nitrogen	mg N/L	0.4	-	-	0.3	0.3	-	<0.2	0.2	-	-	-	-	-	0.6	0.6	-	-	0.26
Total Phosphorus	mg P/L	0.285	0.25	0.145	<0.035	<0.035	<0.15	<0.082	<0.085	-	-	-	-	-	1.2	1.2	-	-	0.06
Cyanide																			
Total Cyanide	mg/L	<0.01	-	-	-	-	-	-	-	-	-	-	-	-	-	-	<0.005	-	<0.001
Free Cyanide	mg/L	<0.1	-	-	-	-	-	-	-	-	-	-	-	-	-	-	<0.005	-	-
Weak Acid Dissociable Cyanide	mg/L	-	-	-	-	-	-	-	-	-	-	-	-	-	-	-	-	-	<0.001

APPENDIX E
Historical Groundwater Monitoring Program Water Quality Data, 2003 to 2021
Agnico Eagle Mines Limited, Meadowbank Mine, Nunavut

		Goose Pit	Goose Pit	Goose Pit	Goose Pit	Goose Pit	Goose Pit	Goose Pit	Goose Pit	Goose Pit	Goose Pit	East Flat	East Flat	East Flat	East Flat	East Flat	East Flat	East Flat	East Flat	East Flat	East Flat	East Flat	East Flat
Station ID		MW-IPD-07 Dup	MW-IPD-07	MW-IPD-07	MW-IPD-07	MW-IPD-07	MW-IPD-07	MW-IPD-07	MW-IPD-07	MW-IPD-07	MW-IPD-07	MW-08-02	MW-08-02	MW-08-02	MW-08-02	MW-08-02	MW-08-02	MW-08-02	MW-08-02	MW-08-02	MW-08-02	MW-08-02	MW-08-02
Sampling Date		2018-07-08	2018-09-11	2019-07-11	2019-10-09	2020-09-09	2020-09-09	2021-07-19	2021-07-19	2021-09-07	2021-09-07	2008-09-08	2008-09-08	2009-08-29	2009-08-29	2010-09-01	2011-09-21	2011-09-21	2012-07-23	2012-07-23	2013-08-28	2013-08-28	2014-08-20
Field Parameters	**Unit**																						
Temperature	degC	-	-	18.3	17.9	17.6	-	21.16	-	20.51	-	7.3	-	4.6	-	9.2	8.6	-	20.5	-	-	-	-
pH	-	-	-	8.01	8.43	8.46	-	8.28	-	8.3	-	7.05	-	7.79	-	7.87	8.05	-	7.94	-	-	-	8.11
Conductivity	µS/cm	-	-	242.4	224.3	260	-	256	-	234	-	808	-	616	-	690	905	-	616	-	-	-	1006
Oxygen Reduction Potential	mV	-	-	-210.5	259	-	-	-215	-	-238	-	-	-	-	-	-	-	-	-	-	-	-	-
Turbidity	NTU	-	-	-	-	0.57	-	0	-	0.7	-	-	-	-	-	-	-	-	-	-	-	-	14.5
Salinity	ppt	-	-	0.12	0.11	-	-	-	-	0.0	-	-	-	-	-	-	-	-	-	-	-	-	-
Total Dissolved Solids	mg/l	-	-	157.3	145.9	-	-	166	-	152	-	-	-	-	-	-	-	-	-	-	-	-	-
Dissolved Oxygen	mg/l	-	-	-	-	1.5	-	0	-	0		-	-	-	-	-	-	-	-	-	-	-	-
Dissolved Oxygen	%	-	-	0.12	22.8	15	-	-	-	-	-	-	-	-	-	-	-	-	-	-	-	-	-
General																							
Total Alkalinity	mg CaCO3/L	92	96	66	87	120	122	100	100	100	100	76	76	-	76	80	76	76	102	100	105	105	147
Bicarbonate Alkalinity HCO3	mg CaCO3/L	81	96	66	87	146	149	100	100	100	100	76	76	-	-	-	-	-	-	-	-	-	-
Carbonate Alkalinity CO3	mg CaCO3/L	11	<2	<2	87	<0.60	<0.60	1.5	1.3	1.5	1.6	<2	<2	-	-	-	-	-	-	-	-	-	-
Dissolved Organic Carbon	mg/L	-	1.3	1	3.6	21.4	15.2	1.2	1.3	0.97	0.97	-	-	-	-	-	-	-	-	-	-	-	-
Hardness (CaCO3)	mg CaCO3/L	57	62	54	79	68.9	74.4	73.6	72.6	72.3	71.9	240	230	240	850	220	317	305	170	178	324	310	299
Reactive silica	mg/L	14.22	9.34	9.41	4.7	7.8	7.6	7.8	7.8	8.1	8.1	-	-	-	-	-	-	-	-	-	-	-	-
Salinity	ppt	-	-	-	-	-	-	-	-	<2.0	<2.0	-	-	-	-	-	-	-	-	-	-	-	-
Total Dissolved Solids	mg/L	171	142	148	142	169	140	125	125	160	150	500	520	530	510	450	-	-	-	-	399	423	843
Total Organic Carbon	mg/L	1.2	3.1	0.93	1.3	2.08	2.07	1.3	1.4	1.1	1.2	-	-	-	-	-	-	-	-	-	-	-	-
Total Suspended Solids	mg/L	97	28	32	6	<1.0	<1.0	<1	<1	<1	<1	-	-	-	-	-	-	-	2	4	57	62	-
Turbidity	NTU	-	-	-	-	-	-	0.2	0.2	0.2	0.2	-	-	-	-	-	-	-	-	-	-	-	-
Total Metals																							
Total Aluminium	mg/L	0.772	0.322	<0.005	0.11	<0.0030	0.0033	0.00198	0.00163	0.00141	0.00158	-	-	-	-	-	-	-	-	-	-	-	-
Total Antimony	mg/L	<0.0001	<0.0001	0.0003	<0.001	<0.00010	<0.00010	<0.000020	<0.000020	<0.000020	<0.000020	-	-	-	-	<0.006	-	-	-	-	-	-	-
Total Arsenic	mg/L	0.0138	0.0036	0.0032	0.0067	0.00296	0.00307	0.00303	0.00299	0.00343	0.00347	-	-	-	-	0.003	0.0023	0.002	<0.0005	<0.0005	-	-	0.0025
Total Barium	mg/L	0.0066	0.0094	0.0115	0.012	0.0147	0.0146	0.0124	0.0124	0.0129	0.0124	-	-	-	-	0.03	0.043	0.037	0.0313	0.0311	-	-	-
Total Beryllium	mg/L	<0.0005	<0.0005	<0.0005	<0.002	<0.00010	<0.00010	<0.000010	<0.000010	<0.000010	<0.000010	-	-	-	-	-	-	-	-	-	-	-	-
Total Bismuth	mg/L	-	-	-	-	-	-	<0.0000050	<0.0000050	<0.0000050	<0.0000050	-	-	-	-	-	-	-	-	-	-	-	-
Total Boron	mg/L	0.16	0.2	0.15	0.25	0.234	0.241	0.238	0.233	0.247	0.237	-	-	-	-	-	-	-	-	-	-	-	-
Total Cadmium	mg/L	<0.00002	<0.00002	<0.00002	<0.0002	0.0000104	<0.0000050	<0.0000050	<0.0000050	<0.0000050	<0.0000050	-	-	-	-	<0.001	<0.00002	<0.00002	<0.00002	<0.00002	-	-	-
Total Calcium	mg/L	11.5	12.7	11.4	16	15.2	15.8	15.5	15.6	15.7	15.6	-	-	-	-	45	63.1	54.2	35.5	37.4	-	-	-
Total Chromium	mg/L	<0.0006	<0.0006	<0.0006	<0.005	<0.00010	<0.00010	0.0001	0.00012	<0.00010	<0.00010	-	-	-	-	0.03	-	-	-	-	-	-	-
Total Cobalt	mg/L	-	-	-	-	-	-	0.0000093	0.0000105	0.0000126	0.0000149	-	-	-	-	<0.03	-	-	-	-	-	-	-
Total Copper	mg/L	<0.0005	<0.0005	<0.0005	<0.001	<0.00050	<0.00050	<0.000050	<0.000050	<0.000050	<0.000050	-	-	-	-	<0.003	0.0014	0.0008	<0.0005	<0.0005	-	-	0.0152
Total Iron	mg/L	1.02	1.5	<0.01	0.92	0.211	0.21	0.0946	0.0963	0.0905	0.0887	-	-	-	-	-	1.4	1.4	1.2	1.1	-	-	-
Total Lead	mg/L	<0.0003	<0.0003	<0.0003	<0.0005	<0.000050	<0.000050	<0.0000050	<0.0000050	<0.0000050	<0.0000050	-	-	-	-	<0.001	<0.0003	<0.0003	<0.0003	<0.0003	-	-	0.0019
Total Lithium	mg/L	0.013	<0.005	<0.005	<0.01	0.008	0.0085	0.00606	0.00589	0.00583	0.00575	-	-	-	-	-	-	-	-	-	-	-	-
Total Magnesium	mg/L	7.06	7.56	6.34	9.5	8.52	8.5	8.23	8.11	8.23	8.11	-	-	-	-	26	38.9	38	19.8	20.6	-	-	-
Total Manganese	mg/L	0.0347	0.0573	0.0725	0.07	0.0725	0.0714	0.0679	0.0657	0.0644	0.0634	-	-	-	-	0.042	0.1338	0.1213	0.133	0.1362	-	-	-
Total Mercury	mg/L	<0.00001	<0.00001	<0.00001	<0.0001	<0.0000050	<0.0000050	<0.00001	<0.00001	<0.00001	<0.00001	-	-	-	-	<0.0001	0.00009	0.0001	0.00012	0.00016	-	-	-
Total Molybdenum	mg/L	0.0156	0.0077	0.0063	0.0091	0.00645	0.0066	0.00714	0.00702	0.00706	0.00696	-	-	-	-	0.05	0.0016	<0.0005	0.0522	0.053	-	-	-
Total Nickel	mg/L	0.0037	0.0014	0.0009	<0.002	<0.00050	<0.00050	0.000122	0.000147	0.000133	0.000122	-	-	-	-	0.01	0.0046	0.0037	0.0017	0.002	-	-	0.0043
Total Potassium	mg/L	2.22	1.98	1.72	2.4	2.1	2.08	2.15	2.05	2.1	2.07	-	-	-	-	-	2.1	2	2.5	2.6	-	-	-
Total Selenium	mg/L	<0.001	<0.0005	<0.0005	<0.003	0.000052	<0.000050	0.000131	0.000074	0.00138	0.00194	-	-	-	-	<0.001	0.005	0.005	0.004	0.006	-	-	-
Total Silicon	mg/L	-	-	-	-	-	-	3.4	3.49	3.78	3.69	-	-	-	-	-	-	-	-	-	-	-	-
Total Silver	mg/L	<0.0001	<0.0001	<0.0001	<0.001	<0.000010	<0.000010	<0.0000050	<0.0000050	<0.0000050	<0.0000050	-	-	-	-	<0.0003	<0.0002	<0.0002	<0.0002	<0.0002	-	-	-
Total Sodium	mg/L	26.7	26.8	22.3	26	28.3	28.8	24	23.2	22.9	22.2	-	-	-	-	32	43.3	48.8	26.8	29	-	-	-
Total Strontium	mg/L	0.135	0.133	0.124	0.15	0.147	0.143	0.163	0.161	0.157	0.157	-	-	-	-	-	-	-	-	-	-	-	-
Total Tellurium	mg/L	-	-	-	-	-	-	-	-	-	-	-	-	-	-	-	-	-	-	-	-	-	-
Total Thallium	mg/L	<0.0008	<0.0002	<0.0002	<0.002	<0.000010	<0.000010	0.0000058	<0.0000020	0.0000022	<0.0000020	-	-	-	-	-	0.005	0.005	<0.005	<0.005	-	-	-
Total Thorium	mg/L	-	-	-	-	-	-	-	-	-	-	-	-	-	-	-	-	-	-	-	-	-	-
Total Tin	mg/L	<0.001	<0.001	<0.001	<0.002	<0.00010	<0.00010	<0.00020	<0.00020	<0.00020	<0.00020	-	-	-	-	-	-	-	-	-	-	-	-
Total Titanium	mg/L	<0.01	0.01	<0.01	<0.01	<0.00030	<0.00030	<0.00050	<0.00050	<0.00050	<0.00050	-	-	-	-	-	-	-	-	-	-	-	-
Total Uranium	mg/L	0.002	<0.001	<0.001	<0.001	0.000047	0.000045	0.0000409	0.0000431	0.000045	0.0000404	-	-	-	-	-	-	-	-	-	-	-	-
Total Vanadium	mg/L	0.0012	<0.0005	<0.0005	<0.002	<0.00050	<0.00050	<0.00020	<0.00020	<0.00020	<0.00020	-	-	-	-	-	-	-	-	-	-	-	-
Total Zinc	mg/L	0.008	<0.001	<0.001	<0.007	<0.0030	<0.0030	0.0006	0.00054	0.00028	0.0003	-	-	-	-	0.01	0.01	0.375	0.005	0.004	-	-	0.045
Total Zirconium	mg/L	-	-	-	-	-	-	-	-	-	-	-	-	-	-	-	-	-	-	-	-	-	-

APPENDIX E
Historical Groundwater Monitoring Program Water Quality Data, 2003 to 2021
Agnico Eagle Mines Limited, Meadowbank Mine, Nunavut

		Goose Pit	Goose Pit	Goose Pit	Goose Pit	Goose Pit	Goose Pit	Goose Pit	Goose Pit	Goose Pit	Goose Pit	East Flat	East Flat	East Flat	East Flat	East Flat	East Flat	East Flat	East Flat	East Flat	East Flat	East Flat	East Flat
Station ID		MW-IPD-07 Dup	MW-IPD-07	MW-IPD-07	MW-IPD-07	MW-IPD-07	MW-IPD-07	MW-IPD-07	MW-IPD-07	MW-IPD-07	MW-IPD-07	MW-08-02	MW-08-02	MW-08-02	MW-08-02	MW-08-02	MW-08-02	MW-08-02	MW-08-02	MW-08-02	MW-08-02	MW-08-02	MW-08-02
Sampling Date		2018-07-08	2018-09-11	2019-07-11	2019-10-09	2020-09-09	2020-09-09	2021-07-19	2021-07-19	2021-09-07	2021-09-07	2008-09-08	2008-09-08	2009-08-29	2009-08-29	2010-09-01	2011-09-21	2011-09-21	2012-07-23	2012-07-23	2013-08-28	2013-08-28	2014-08-20
Field Parameters	**Unit**																						
Dissolved Metals																							
Dissolved Aluminum	mg/L	0.117	<0.005	<0.005	<0.03	<0.0010	<0.0010	0.00349	0.00227	0.0034	0.00125	-	-	-	-	-	-	-	-	-	-	-	-
Dissolved Antimony	mg/L	<0.0001	<0.0001	0.0003	<0.003	<0.00010	<0.00010	<0.000020	<0.000020	<0.000020	<0.000020	-	-	-	-	-	-	-	-	-	-	-	-
Dissolved Arsenic	mg/L	0.0131	0.0039	0.0032	0.0049	0.00306	0.00312	0.00293	0.00278	0.00343	0.0034	0.0035	0.0035	0.003	<0.002	-	<0.005	<0.005	<0.005	<0.005	<0.0005	-	0.0026
Dissolved Barium	mg/L	<0.0005	0.0082	0.0115	<0.02	0.0146	0.014	0.0122	0.0121	0.0125	0.0124	0.045	0.043	0.04	<0.03	-	0.041	0.041	0.025	0.024	0.0418	-	0.0526
Dissolved Beryllium	mg/L	<0.0005	<0.0005	<0.0005	<0.002	<0.00010	<0.00010	<0.000010	<0.000010	<0.000010	<0.000010	-	-	-	-	-	-	-	-	-	-	-	-
Dissolved Bismuth	mg/L	-	-	-	-	-	-	<0.0000050	<0.0000050	<0.0000050	<0.0000050	-	-	-	-	-	-	-	-	-	-	-	-
Dissolved Boron	mg/L	0.2	0.22	0.15	0.25	0.218	0.252	0.242	0.245	0.234	0.236	-	-	-	-	-	-	-	-	-	-	-	-
Dissolved Cadmium	mg/L	<0.00002	<0.00002	<0.00002	<0.001	<0.0000050	<0.0000050	<0.0000050	<0.0000050	<0.0000050	<0.0000050	0.0002	0.0002	<0.001	<0.001	-	<0.005	<0.005	<0.005	<0.005	0.00004	-	0.00012
Dissolved Calcium	mg/L	12.7	14	11.4	17	15.1	15.7	16.2	16.1	15.8	15.5	50	48	51	340	-	59.9	61	39.1	36.9	-	-	-
Dissolved Chromium	mg/L	<0.0006	<0.0006	<0.0006	<0.005	<0.00010	<0.00010	0.00017	0.00015	<0.00010	<0.00010	-	-	-	-	-	-	-	-	-	-	-	-
Dissolved Cobalt	mg/L	-	-	-	-	-	-	0.0000105	0.0000105	0.0000162	0.0000249	-	-	-	-	-	-	-	-	-	-	-	-
Dissolved Copper	mg/L	<0.0005	0.0012	<0.0005	<0.003	<0.00020	<0.00020	0.000167	<0.000050	<0.000050	<0.000050	0.00056	0.0011	<0.003	<0.003	-	<0.005	<0.005	<0.005	<0.005	0.033	-	<0.0005
Dissolved Iron	mg/L	0.01	0.19	<0.01	<0.1	0.082	0.069	0.0701	0.0676	0.0747	0.0698	0.03	0.03	<0.1	<0.1	-	<0.05	<0.05	<0.05	<0.05	0.02	-	0.02
Dissolved Lead	mg/L	<0.0003	<0.0003	<0.0003	<0.001	<0.000050	<0.000050	0.0000093	<0.0000050	<0.0000050	<0.0000050	0.0001	0.00027	<0.001	<0.001	-	<0.005	<0.005	<0.005	<0.005	0.0011	-	0.5625
Dissolved Lithium	mg/L	0.008	0.006	<0.005	<0.1	0.0072	0.0082	0.0059	0.0059	0.00534	0.00539	-	-	-	-	-	-	-	-	-	-	-	-
Dissolved Magnesium	mg/L	6.79	8.34	6.34	9.4	7.6	8.56	8.38	8.43	7.99	8.06	27	27	27	<1	-	35.6	35.5	21.6	20.2	-	-	-
Dissolved Manganese	mg/L	0.0234	0.0524	0.0725	0.065	0.0682	0.0698	0.0671	0.0657	0.0577	0.0579	0.03	0.031	<0.003	<0.003	-	0.107	0.11	0.134	0.128	-	-	0.1526
Dissolved Mercury	mg/L	0.00001	<0.00001	<0.00001	<0.0001	<0.0000050	<0.0000050	<0.00001	<0.00001	<0.00001	<0.00001	<0.00001	<0.00001	<0.0001	<0.0001	-	<0.0005	<0.0005	<0.0005	<0.0005	<0.0001	-	<0.0001
Dissolved Molybdenum	mg/L	0.0166	0.0076	0.0063	<0.01	0.00651	0.00678	0.00709	0.00702	0.00693	0.00695	0.026	0.025	0.07	0.04	-	<0.005	<0.005	0.046	0.043	0.0186	-	0.0273
Dissolved Nickel	mg/L	0.0034	0.001	0.0009	<0.01	<0.00050	<0.00050	0.000107	0.00014	0.000113	0.000088	0.019	0.019	<0.01	<0.01	-	<0.005	<0.005	<0.005	<0.005	0.0054	-	0.0045
Dissolved Phosphorus	mg/L	-	-	-	-	-	-	0.0359	0.0343	-	-	-	-	-	-	-	-	-	-	-	-	-	-
Dissolved Potassium	mg/L	2.54	2.13	1.72	2.3	2.19	2.28	2.02	2.06	2.02	2.03	1.8	1.5	2	1.3	-	2.3	2.4	2.1	1.9	-	-	-
Dissolved Selenium	mg/L	<0.001	<0.0005	<0.0005	<0.001	0.000104	<0.000050	0.000162	0.000186	0.000662	0.00068	0.001	0.001	<0.001	<0.001	-	0.005	0.005	<0.005	<0.005	0.006	-	0.011
Dissolved Silicon	mg/L	-	-	-	-	-	-	3.44	3.42	3.57	3.57	-	-	-	-	-	-	-	-	-	-	-	-
Dissolved Silver	mg/L	<0.0001	<0.0001	<0.0001	<0.0003	<0.000010	<0.000010	<0.0000050	<0.0000050	<0.0000050	<0.0000050	0.0001	0.0001	<0.0003	<0.0003	-	<0.005	<0.005	<0.005	<0.005	<0.0001	-	-
Dissolved Sodium	mg/L	32	27.4	22.3	26	26.9	29.8	24	24	22.5	22.9	-	-	36	24	-	44	44.2	25	23.3	-	-	-
Dissolved Strontium	mg/L	0.12	0.14	0.124	0.15	0.148	0.153	0.159	0.161	0.151	0.153	-	-	-	-	-	-	-	-	-	-	-	-
Dissolved Tellurium	mg/L	-	-	-	-	-	-	-	-	-	-	-	-	-	-	-	-	-	-	-	-	-	-
Dissolved Thallium	mg/L	<0.0008	<0.0002	<0.0002	<0.01	<0.000010	<0.000010	0.0000053	<0.0000020	<0.0000020	<0.0000020	0.002	0.002	<0.01	<0.01	-	<0.01	<0.01	<0.01	<0.01	-	-	<0.005
Dissolved Thorium	mg/L	-	-	-	-	-	-	-	-	-	-	-	-	-	-	-	-	-	-	-	-	-	-
Dissolved Tin	mg/L	<0.001	<0.001	<0.001	<0.05	<0.00010	<0.00010	<0.00020	<0.00020	<0.00020	<0.00020	-	-	-	-	-	-	-	-	-	-	-	-
Dissolved Titanium	mg/L	0.01	0.01	<0.01	<0.05	<0.00030	<0.00030	<0.00050	<0.00050	<0.00050	<0.00050	-	-	-	-	-	-	-	-	-	-	-	-
Dissolved Uranium	mg/L	0.001	<0.001	<0.001	-	0.000029	0.000031	0.0000401	0.00004	0.0000415	0.0000388	-	-	-	-	-	-	-	-	-	-	-	-
Dissolved Vanadium	mg/L	<0.0005	<0.0005	<0.0005	<0.01	<0.00050	<0.00050	<0.00020	<0.00020	<0.00020	<0.00020	-	-	-	-	-	-	-	-	-	-	-	-
Dissolved Zinc	mg/L	0.004	<0.001	<0.001	<0.005	<0.0010	<0.0010	0.00049	0.0007	<0.00010	<0.00010	0.014	0.014	0.005	<0.003	-	<0.005	0.013	<0.005	<0.005	0.018	-	0.033
Dissolved Zirconium	mg/L	-	-	-	-	-	-	<0.00010	<0.00010	<0.00010	<0.00010	-	-	-	-	-	-	-	-	-	-	-	-
Anions																							
Bromide	mg/L	0.05	0.05	0.04	-	<0.10	<0.10	0.076	0.071	0.068	0.075	-	-	-	-	-	-	-	-	-	-	-	-
Chloride	mg/L	4.8	4.7	3.7	3.2	4.78	4.9	4.9	4.9	5.3	5.4	160	180	160	160	160	169	165	111	109	126	127	287
Fluoride	mg/L	1.16	1.29	1.12	1.18	1.23	1.2	1.2	1.2	1.2	1.2	0.2	0.2	0.3	0.3	0.3	0.32	0.33	0.42	0.37	0.36	0.37	-
Sulphate (SO4)	mg SO4/L	32.8	26.6	22.7	24.5	10.7	11.2	17	16	20	20	2.5	2	3	2.9	-	4	8	5	3	5.8	6	12.9
Nutrients																							
Ammonium (N-NH4)	mg N/L	-	0.19	-	-	-	-	0.12	0.10	0.16	0.15	-	-	-	-	-	-	-	-	-	-	-	-
Total Nitrogen	mg N/L	-	-	0.21	0.24	-	-	-	-	-	-	-	-	-	-	-	-	-	-	-	-	-	-
Ammonia-Nitrogen (NH3-NH4)	mg N/L	0.13	0.19	0.1	0.395	0.23	0.125	0.13	0.14	0.14	0.14	-	-	-	-	-	-	-	-	-	-	-	-
Ammonia (NH3) (non-ionized)	mg N/L	<0.01	<0.01	<0.01	0.01	-	-	0.0094	0.0079	0.013	0.012	-	-	-	-	-	-	-	-	-	-	-	<0.01
Nitrate and Nitrite	mg N/L	-	-	-	-	-	-	<0.10	<0.10	<0.10	<0.10	<0.1	<0.1	<0.04	<0.04	-	0.01	<0.01	-	-	-	-	-
Nitrate	mg N/L	0.02	<0.01	0.01	<0.01	<0.020	<0.020	<0.10	<0.10	<0.10	<0.10	-	-	-	-	-	-	-	-	-	-	-	-
Nitrite	mg N/L	<0.01	<0.01	-	<0.01	<0.010	<0.010	<0.010	<0.010	<0.010	<0.010	<0.1	<0.1	<0.02	<0.02	-	<0.01	<0.01	<0.01	<0.01	0.06	0.06	0.03
Orthophosphate	mg P/L	0.12	0.05	0.03	0.02	0.0277	0.0263	0.023	0.022	0.037	0.029	-	-	-	-	-	-	-	-	-	-	-	-
Total Kjeldahl Nitrogen	mg N/L	0.34	0.28	-	-	<0.20	<0.20	0.19	0.21	0.22	0.18	-	-	-	-	-	-	-	-	-	-	-	-
Total Phosphorus	mg P/L	0.06	0.09	0.02	0.05	0.0454	0.0436	0.033	0.031	0.029	0.029	-	-	-	-	-	-	-	-	-	-	-	-
Cyanide																							
Total Cyanide	mg/L	<0.001	0.001	0.003	<0.001	<0.0010	<0.0010	<0.0050	<0.0050	<0.0050	<0.0050	-	-	-	-	-	-	-	<0.005	<0.005	0.009	<0.005	<0.005
Free Cyanide	mg/L	-	-	-	-	<0.0010	<0.0010	<0.0010	0.0021	<0.0010	<0.0010	-	-	-	-	-	-	-	-	-	-	-	<0.01
Weak Acid Dissociable Cyanide	mg/L	<0.001	0.001	0.003	<0.001	<0.0010	<0.0010	<0.0010	<0.0010	<0.0010	<0.0010	-	-	-	-	-	-	-	-	-	-	-	-

APPENDIX E
Historical Groundwater Monitoring Program Water Quality Data, 2003 to 2021
Agnico Eagle Mines Limited, Meadowbank Mine, Nunavut

		East Flat	East Flat	East Flat	East Flat	East Flat	East Flat	East Flat	East Flat	East Flat	East Flat	East Flat	East Flat	East Flat	East Flat	East Flat	East Flat	East Flat	East Flat	East Flat	East Flat	East Flat	East Flat	East Flat
Station ID		MW-08-02	MW-08-02	MW-08-02	MW-08-02	MW-08-02	MW-08-02	MW-08-02	MW-08-02	MW-08-02	MW-08-03	MW-08-03	MW-08-03	ST-8-North	ST-8 North	ST-8-North	ST-8-North	ST-8-North	ST-8-North	ST-8-North	ST-8-South	ST-8 South	ST-8-South	ST-8-South
Sampling Date		2015-12-03	2015-12-04	2015-12-04	2015-12-04	2016-09-18	2016-09-19	2017-09-03	2018-07-17	2018-07-18	2008-09-14	2008-09-14	2013-09-23	2017-09-04	2018-07-09	2018-07-19	2018-09-09	2019-07-12	2019-10-12	2019-10-12	2017-09-04	2018-07-09	2018-07-19	2018-09-09
Field Parameters	**Unit**																							
Temperature	degC	-	-	-	-	-	-	1.6	3.4	2	5	-	9.6	9.4	-	8.1	-	7.1	-	2.2	8.8	-	7.3	-
pH	-	8.09	8.21	8.21	-	-	-	8.08	7.33	8	7.1	-	6.92	8.22	-	8.17	-	8.2	-	8.66	8.02	-	7.73	-
Conductivity	µS/cm	94.8	109.4	109.4	-	-	-	323.4	41.6	311.3	366	-	644	68.9	-	90.3	-	80.7	-	87.6	86.8	-	108.3	-
Oxygen Reduction Potential	mV	-	-	-	-	-	-	-182.5	-9.2	-146.2	-	-	-	-46	-	-17.6	-	114.9	-	2.8	-49.4	-	-18.1	-
Turbidity	NTU	38.1	34.6	34.6	-	-	-	13.9	54	26.2	-	-	-	1.14	-	7.35	-	-	-	-	1.45	-	4.02	-
Salinity	ppt	-	-	-	-	-	-	-	-	-	-	-	-	-	-	-	-	0.04	-	0.04	-	-	-	-
Total Dissolved Solids	mg/l	-	-	-	-	-	-	-	-	-	-	-	-	-	-	-	-	52.65	-	56.55	-	-	-	-
Dissolved Oxygen	mg/l	-	-	-	-	-	-	-	-	-	-	-	-	-	-	-	-	-	-	-	-	-	-	-
Dissolved Oxygen	%	-	-	-	-	-	-	-	-	-	-	-	-	-	-	-	-	52.12	-	120	-	-	-	-
General																								
Total Alkalinity	mg CaCO3/L	33	46	49	43	18	107	75	23	181	60	59	44	29	31	41	29	19	33	31	27	24	52	28
Bicarbonate Alkalinity HCO3	mg CaCO3/L	33	46	49	43	18	107	75	23	181	-	-	-	29	31	41	29	19	33	31	27	24	52	28
Carbonate Alkalinity CO3	mg CaCO3/L	<2	<2	<2	<2	<2	<2	<2	<2	<2	-	-	-	<2	<2	<2	<2	<2	<5	<5	<2	<2	<2	<2
Dissolved Organic Carbon	mg/L	48.9	35.75	34.5	37	12.8	106	23.6	11.8	47.5	-	-	-	1.9	-	1.7	0.8	0.95	1.5	1.7	2.4	-	2.5	1.2
Hardness (CaCO3)	mg CaCO3/L	24	46.5	47	46	47	251	160	25	190	180	180	2571	36	32	38	33	28	36	41	41	30	61	36
Reactive silica	mg/L	0.3	0.4	0.4	0.4	1.4	2.3	3.8	0.32	1.4	-	-	-	1.3	1.93	1.2	1.01	0.68	2.03	2.1	2.1	1.35	1.6	1.14
Salinity	ppt	-	-	-	-	-	-	-	-	-	-	-	-	-	-	-	-	-	-	-	-	-	-	-
Total Dissolved Solids	mg/L	39	73.5	73	74	88	440	380	52	303	-	-	2408	65	54	68	60	48	54	54	81	49	-	70
Total Organic Carbon	mg/L	52.1	37.4	38.4	36.4	15.4	106	23.6	11.8	47.5	-	-	-	2	1	2.4	1.3	0.85	1.1	1	2.4	1.3	2.9	1.5
Total Suspended Solids	mg/L	7	33	25	41	16	20	10	35	22	56	54	3	6	22	26	32	1	21	12	6	42	23	1
Turbidity	NTU	-	-	-	-	-	-	-	-	-	-	-	-	-	-	-	-	-	-	-	-	-	-	-
Total Metals																								
Total Aluminium	mg/L	-	-	-	-	-	-	-	-	-	-	-	-	0.019	0.252	0.307	<0.005	0.024	0.159	0.162	0.022	0.249	-	0.04
Total Antimony	mg/L	0.0022	0.0012	0.0011	0.0013	0.0002	0.0003	0.0006	0.0077	0.0011	-	-	-	0.0001	<0.0001	<0.0001	<0.0001	<0.0001	<0.0001	<0.0001	<0.0001	0.0002	<0.0001	<0.0001
Total Arsenic	mg/L	<0.0005	<0.0005	<0.0005	<0.0005	<0.0005	<0.0005	<0.0005	<0.0005	<0.0005	-	-	-	<0.0005	<0.0005	<0.0005	<0.0005	<0.0005	0.0021	0.0035	<0.0005	0.0096	0.0022	<0.0005
Total Barium	mg/L	0.0046	0.00765	0.0072	0.0081	0.0125	0.0337	0.0271	0.0085	0.0223	-	-	-	0.0101	0.0109	0.0123	0.0087	0.0051	0.0085	0.0106	0.0048	0.0062	0.0078	0.0056
Total Beryllium	mg/L	<0.0005	<0.0005	<0.0005	<0.0005	<0.0005	<0.0005	<0.0005	<0.0005	<0.0005	-	-	-	<0.0005	<0.0005	<0.0005	<0.0005	<0.0005	<0.0005	<0.0005	<0.0005	<0.0005	<0.0005	<0.0005
Total Bismuth	mg/L	-	-	-	-	-	-	-	-	-	-	-	-	-	-	-	-	-	-	-	-	-	-	-
Total Boron	mg/L	<0.01	<0.01	<0.01	<0.01	<0.01	0.09	0.14	<0.01	0.12	-	-	-	<0.01	<0.01	<0.01	<0.01	<0.01	<0.01	<0.01	<0.01	<0.01	<0.01	<0.01
Total Cadmium	mg/L	0.00005	0.000155	0.00012	0.00019	<0.00002	<0.00002	<0.00002	0.00012	0.00004	-	-	-	<0.00002	<0.00002	<0.00002	<0.00002	<0.00002	<0.00002	<0.00002	<0.00002	<0.00002	<0.00002	<0.00002
Total Calcium	mg/L	6.09	11.75	-	-	13.9	56	33.3	6.15	41.5	-	-	-	11.7	10.3	11.5	10.5	8.94	10.6	12.1	12	8.63	16.5	10.5
Total Chromium	mg/L	0.0023	0.0102	0.0105	0.0099	0.0022	0.0058	-	-	-	-	-	-	<0.0006	0.0016	0.001	0.0009	0.0008	0.0017	0.0015	<0.0006	0.0056	-	<0.0006
Total Cobalt	mg/L	-	-	-	-	-	-	-	-	-	-	-	-	-	-	-	-	-	-	-	-	-	-	-
Total Copper	mg/L	0.004	0.01	0.0095	0.0105	0.0049	0.0028	0.0028	0.0284	0.0214	-	-	-	0.0017	0.0015	0.0014	<0.0005	<0.0005	0.0018	0.0018	0.003	0.0019	0.0011	<0.0005
Total Iron	mg/L	1.75	4.155	4.22	4.09	2.94	2.99	1.4	3.54	2.53	-	-	-	0.1	0.52	0.61	0.05	0.01	0.34	0.34	0.37	0.81	0.17	0.09
Total Lead	mg/L	<0.0003	0.00785	0.0101	0.0056	<0.0003	<0.0003	<0.0003	<0.0003	<0.0003	-	-	-	<0.0003	<0.0003	<0.0003	<0.0003	<0.0003	<0.0003	0.0005	<0.0003	<0.0003	<0.0003	<0.0003
Total Lithium	mg/L	<0.005	<0.005	<0.005	<0.005	<0.005	0.011	0.007	<0.005	0.006	-	-	-	<0.005	<0.005	<0.005	<0.005	<0.005	<0.005	<0.005	<0.005	<0.005	<0.005	<0.005
Total Magnesium	mg/L	2.15	4.23	4.32	4.14	3.01	27.1	18.9	2.4	21.1	-	-	-	1.72	1.71	2.33	1.84	1.44	2.33	2.62	2.74	2.19	4.96	2.58
Total Manganese	mg/L	0.2974	0.1808	0.1834	0.1782	0.1318	0.1486	0.0805	0.1716	0.1057	-	-	-	0.0015	0.0109	0.0162	0.0011	0.0011	0.0066	0.0071	0.0133	0.0571	0.0439	0.0119
Total Mercury	mg/L	0.00002	0.00002	0.00001	0.00003	0.00005	0.00015	0.00019	0.00004	0.00017	-	-	-	0.00003	<0.00001	<0.00001	<0.00001	<0.00001	<0.00001	<0.00001	0.00058	<0.00001	<0.00001	<0.00001
Total Molybdenum	mg/L	0.0027	0.00725	0.0072	0.0073	0.0045	0.0481	0.0092	0.0028	0.0121	-	-	-	<0.0005	<0.0005	0.0008	0.0009	<0.0005	0.0013	0.0014	<0.0005	<0.0005	0.0005	<0.0005
Total Nickel	mg/L	0.0015	0.0118	0.0115	0.0121	0.0046	0.0041	0.0012	0.0133	0.0052	-	-	-	<0.0005	0.0011	0.0035	<0.0005	<0.0005	0.0021	0.0024	0.0028	0.0103	0.0085	0.0023
Total Potassium	mg/L	0.98	1.62	1.69	1.55	0.97	5.78	1.6	0.95	2.29	-	-	-	1.27	0.96	0.99	1.07	0.79	1.05	1.13	1.61	0.87	1.57	1.34
Total Selenium	mg/L	<0.001	<0.001	<0.001	0.001	<0.001	0.004	0.005	<0.001	0.004	-	-	-	<0.001	<0.001	<0.001	<0.0005	<0.0005	<0.0005	<0.0005	<0.001	<0.001	<0.001	<0.0005
Total Silicon	mg/L	-	-	-	-	-	-	-	-	-	-	-	-	-	-	-	-	-	-	-	-	-	-	-
Total Silver	mg/L	-	-	-	-	-	-	<0.0001	0.0001	<0.0001	-	-	-	<0.0001	<0.0001	<0.0001	<0.0001	<0.0001	<0.0001	<0.0001	<0.0001	<0.0001	<0.0001	<0.0001
Total Sodium	mg/L	2.01	4.815	5.01	4.62	1.55	28.4	23.9	2.28	26.1	-	-	-	1.55	0.94	1.21	1.43	1.1	1.78	1.98	1.77	1.02	1.76	1.3
Total Strontium	mg/L	0.042	0.0825	0.082	0.083	0.089	0.683	0.473	0.047	0.565	-	-	-	0.064	0.050	0.065	0.058	0.052	0.06	0.07	0.063	0.039	0.088	0.052
Total Tellurium	mg/L	-	-	-	-	-	-	-	-	-	-	-	-	-	-	-	-	-	-	-	-	-	-	-
Total Thallium	mg/L	<0.005	<0.005	<0.005	<0.005	0.0008	0.0008	<0.0008	<0.0008	<0.0008	-	-	-	<0.0008	<0.0008	<0.0008	<0.0002	<0.0002	<0.0002	<0.0002	<0.0008	<0.0008	<0.0008	<0.0002
Total Thorium	mg/L	-	-	-	-	-	-	-	-	-	-	-	-	-	-	-	-	-	-	-	-	-	-	-
Total Tin	mg/L	<0.001	<0.001	<0.001	0.001	0.001	<0.001	<0.001	<0.001	<0.001	-	-	-	<0.001	<0.001	<0.001	0.003	<0.001	<0.001	<0.001	<0.001	<0.001	<0.001	0.003
Total Titanium	mg/L	<0.01	0.03	0.03	0.03	<0.01	<0.01	0.02	0.01	0.03	-	-	-	0.01	0.02	0.03	0.01	<0.01	<0.01	<0.01	0.01	0.01	0.02	0.01
Total Uranium	mg/L	<0.001	<0.001	<0.001	<0.001	<0.001	0.002	<0.001	<0.001	<0.001	-	-	-	0.001	<0.001	<0.001	<0.001	<0.001	<0.001	0.001	0.001	<0.001	0.002	0.001
Total Vanadium	mg/L	<0.0005	<0.0005	<0.0005	<0.0005	<0.0005	<0.0005	<0.0005	0.0027	<0.0005	-	-	-	<0.0005	<0.0005	<0.0005	<0.0005	<0.0005	0.0051	0.0057	<0.0005	<0.0005	<0.0005	<0.0005
Total Zinc	mg/L	0.502	0.8555	0.797	0.914	0.092	0.027	0.028	0.215	0.096	-	-	-	0.004	<0.001	<0.001	<0.001	0.009	0.001	0.003	0.001	0.009	<0.001	<0.001
Total Zirconium	mg/L	-	-	-	-	-	-	-	-	-	-	-	-	-	-	-	-	-	-	-	-	-	-	-

APPENDIX E
Historical Groundwater Monitoring Program Water Quality Data, 2003 to 2021
Agnico Eagle Mines Limited, Meadowbank Mine, Nunavut

		East Flat	East Flat	East Flat	East Flat	East Flat	East Flat	East Flat	East Flat	East Flat	East Flat	East Flat	East Flat	East Flat	East Flat	East Flat	East Flat	East Flat	East Flat	East Flat	East Flat	East Flat	East Flat	East Flat
Station ID		MW-08-02	MW-08-02	MW-08-02	MW-08-02	MW-08-02	MW-08-02	MW-08-02	MW-08-02	MW-08-02	MW-08-03	MW-08-03	MW-08-03	ST-8-North	ST-8 North	ST-8-North	ST-8-North	ST-8-North	ST-8-North	ST-8-North	ST-8-South	ST-8 South	ST-8-South	ST-8-South
Sampling Date		2015-12-03	2015-12-04	2015-12-04	2015-12-04	2016-09-18	2016-09-19	2017-09-03	2018-07-17	2018-07-18	2008-09-14	2008-09-14	2013-09-23	2017-09-04	2018-07-09	2018-07-19	2018-09-09	2019-07-12	2019-10-12	2019-10-12	2017-09-04	2018-07-09	2018-07-19	2018-09-09
Field Parameters	**Unit**																							
Dissolved Metals																								
Dissolved Aluminum	mg/L	-	-	-	-	-	-	-	-	-	-	-	-	0.016	0.032	<0.006	<0.005	0.02	<0.005	0.004	<0.006	0.025	-	0.014
Dissolved Antimony	mg/L	0.0016	0.0005	0.0005	0.0005	0.0001	0.0003	<0.0001	0.0041	0.0001	-	-	-	<0.0001	<0.0001	<0.0001	<0.0001	<0.0001	<0.0001	<0.0001	<0.0001	0.0001	<0.0001	<0.0001
Dissolved Arsenic	mg/L	<0.0005	<0.0005	<0.0005	<0.0005	<0.0005	<0.0005	<0.0005	<0.0005	<0.0005	0.001	0.001	0.034	<0.0005	<0.0005	<0.0005	<0.0005	<0.0005	0.001	0.0009	<0.0005	<0.0005	<0.0005	0.0015
Dissolved Barium	mg/L	0.0023	0.0062	0.0063	0.0061	0.0069	0.0337	0.0241	0.004	0.0137	0.033	0.034	0.0579	0.0074	0.0067	0.0068	0.0089	0.0046	0.0104	0.0104	0.0053	0.0052	0.0077	0.0058
Dissolved Beryllium	mg/L	-	-	-	-	-	-	-	-	-	-	-	-	<0.0005	<0.0005	<0.0005	<0.0005	<0.0005	<0.0005	<0.0005	<0.0005	<0.0005	-	<0.0005
Dissolved Bismuth	mg/L	-	-	-	-	-	-	-	-	-	-	-	-	-	-	-	-	-	-	-	-	-	-	-
Dissolved Boron	mg/L	<0.01	<0.01	<0.01	<0.01	<0.01	0.09	0.13	<0.01	0.07	-	-	-	<0.01	<0.01	<0.01	<0.01	<0.01	<0.01	<0.01	<0.01	<0.01	<0.01	<0.01
Dissolved Cadmium	mg/L	0.00005	0.000115	0.00012	0.00011	<0.00002	0.00002	<0.00002	<0.00002	0.00003	0.0002	0.0002	0.0007	<0.00002	<0.00002	<0.00002	<0.00002	<0.00002	<0.00002	<0.00002	<0.00002	<0.00002	<0.00002	<0.00002
Dissolved Calcium	mg/L	-	-	11.8	11.7	-	-	31.4	6.07	27.7	46	46	-	11.7	9.32	10.4	11.1	9.07	10.4	10.3	13.1	7.16	17.7	10.8
Dissolved Chromium	mg/L	0.0019	0.00655	0.0105	0.0026	0.0018	0.0051	<0.001	<0.005	0.0032	-	-	-	<0.0006	<0.0006	<0.0006	<0.0006	<0.0006	<0.0006	<0.0006	<0.0006	<0.0006	<0.0006	<0.0006
Dissolved Cobalt	mg/L	-	-	-	-	-	-	-	-	-	-	-	-	-	-	-	-	-	-	-	-	-	-	-
Dissolved Copper	mg/L	<0.0005	0.0057	0.007	0.0044	<0.0005	0.0005	<0.0005	<0.0005	0.002	0.003	0.0039	0.0287	<0.0005	<0.0005	0.0006	0.0005	0.0006	<0.0005	<0.0005	0.0032	0.0006	0.001	<0.0005
Dissolved Iron	mg/L	0.03	0.045	0.05	0.04	<0.01	<0.01	0.02	<0.01	1.47	0.03	0.03	<0.01	0.04	<0.01	<0.01	<0.01	<0.01	<0.01	<0.01	0.05	0.1	0.02	0.02
Dissolved Lead	mg/L	<0.0003	<0.0003	<0.0003	<0.0003	<0.0003	<0.0003	<0.0003	<0.0003	<0.0003	0.00056	0.00027	<0.0003	<0.0003	<0.0003	<0.0003	<0.0003	<0.0003	<0.0003	<0.0003	<0.0003	<0.0003	<0.0003	<0.0003
Dissolved Lithium	mg/L	<0.005	<0.005	<0.005	<0.005	<0.005	0.007	0.006	<0.005	0.006	-	-	-	<0.005	<0.005	<0.005	<0.005	<0.005	<0.005	<0.005	<0.005	<0.005	<0.005	<0.005
Dissolved Magnesium	mg/L	-	-	-	-	-	-	17.6	2.06	14.6	17	16	-	1.89	1.43	1.93	1.92	1.44	2.17	2.13	3.04	1.75	5.29	2.52
Dissolved Manganese	mg/L	0.2629	0.1618	0.1632	0.1604	0.1037	0.1417	0.0768	0.1569	0.0662	0.32	0.32	-	0.0016	0.0011	0.0035	0.0005	<0.0005	<0.0005	<0.0005	0.0104	0.0782	0.0451	0.0114
Dissolved Mercury	mg/L	<0.00001	<0.00001	<0.00001	<0.00001	<0.00001	<0.00001	0.00013	<0.00001	0.00015	<0.00001	<0.00001	<0.0001	<0.00001	<0.00001	<0.00001	<0.00001	0.00018	<0.00001	<0.00001	0.00004	<0.00001	<0.00001	<0.00001
Dissolved Molybdenum	mg/L	0.0028	0.0068	0.0068	0.0068	0.0034	0.0432	0.0091	0.0012	0.0094	0.14	0.14	0.0213	<0.0005	<0.0005	0.0009	0.0009	<0.0005	0.0012	0.0012	0.0005	<0.0005	0.0006	0.0008
Dissolved Nickel	mg/L	0.0015	0.00765	0.0078	0.0075	0.0027	0.0037	0.0009	0.0049	0.0012	0.001	0.0017	0.0563	<0.0005	<0.0005	0.0015	<0.0005	<0.0005	0.0005	0.0006	0.0033	0.0107	0.0087	0.0022
Dissolved Phosphorus	mg/L	-	-	-	-	-	-	-	-	-	-	-	-	-	-	-	-	-	-	-	-	-	-	-
Dissolved Potassium	mg/L	-	-	-	-	-	-	1.41	0.86	1.75	4.4	4.5	-	1.22	0.76	0.89	1	0.81	0.93	0.92	1.59	0.69	1.74	1.23
Dissolved Selenium	mg/L	<0.001	<0.001	<0.001	<0.001	<0.001	0.001	0.003	<0.001	0.002	0.001	0.001	0.137	<0.001	<0.001	<0.001	<0.0005	<0.0005	<0.0005	<0.0005	<0.001	<0.001	<0.001	<0.0005
Dissolved Silicon	mg/L	-	-	-	-	-	-	-	-	-	-	-	-	-	-	-	-	-	-	-	-	-	-	-
Dissolved Silver	mg/L	-	-	-	-	-	-	<0.0001	<0.0001	<0.0001	0.0001	0.0001	-	<0.0001	<0.0001	<0.0001	<0.0001	<0.0001	<0.0001	<0.0001	<0.0001	<0.0001	<0.0001	<0.0001
Dissolved Sodium	mg/L	-	-	-	-	-	-	22.2	2.3	17.5	-	-	-	1.61	0.88	1.13	1.46	1.11	1.66	1.66	2.01	0.86	1.78	1.28
Dissolved Strontium	mg/L	0.039	0.074	0.074	0.074	0.07	0.532	0.504	0.05	0.542	-	-	-	0.067	0.050	0.067	0.058	0.051	0.058	0.058	0.085	0.036	0.086	0.056
Dissolved Tellurium	mg/L	-	-	-	-	-	-	-	-	-	-	-	-	-	-	-	-	-	-	-	-	-	-	-
Dissolved Thallium	mg/L	<0.005	<0.005	<0.005	<0.005	<0.0008	<0.0008	<0.0008	<0.0008	<0.0008	0.002	0.002	<0.005	<0.0008	<0.0008	<0.0008	0.0002	<0.0002	<0.0002	<0.0002	<0.0008	<0.0008	<0.0008	<0.0002
Dissolved Thorium	mg/L	-	-	-	-	-	-	-	-	-	-	-	-	-	-	-	-	-	-	-	-	-	-	-
Dissolved Tin	mg/L	<0.001	<0.001	<0.001	<0.001	<0.001	<0.001	<0.001	<0.001	<0.001	-	-	-	<0.001	<0.001	<0.001	<0.001	<0.001	<0.001	<0.001	<0.001	<0.001	<0.001	<0.001
Dissolved Titanium	mg/L	<0.01	<0.01	<0.01	<0.01	<0.01	<0.01	0.02	<0.01	0.02	-	-	-	0.01	<0.01	0.01	0.01	<0.01	<0.01	<0.01	0.01	<0.01	0.02	0.01
Dissolved Uranium	mg/L	<0.001	<0.001	<0.001	<0.001	<0.001	0.001	<0.001	<0.001	<0.001	-	-	-	0.001	<0.001	<0.001	<0.001	<0.001	<0.001	<0.001	0.001	<0.001	0.002	0.001
Dissolved Vanadium	mg/L	<0.005	<0.005	<0.005	<0.005	<0.0005	<0.0005	<0.0005	0.0016	<0.0005	-	-	-	<0.0005	<0.0005	<0.0005	<0.0005	<0.0005	0.001	0.0007	<0.0005	<0.0005	<0.0005	<0.0005
Dissolved Zinc	mg/L	0.453	0.206	0.212	0.2	<0.001	<0.001	0.002	0.14	0.023	0.004	0.0035	0.513	0.006	<0.001	<0.001	<0.001	0.01	0.001	<0.001	0.002	<0.001	<0.001	<0.001
Dissolved Zirconium	mg/L	-	-	-	-	-	-	-	-	-	-	-	-	-	-	-	-	-	-	-	-	-	-	-
Anions																								
Bromide	mg/L	-	-	-	-	-	-	-	-	-	-	-	-	0.09	<0.01	0.02	0.06	0.1	0.08	0.1	0.12	0.02	-	0.02
Chloride	mg/L	5.7	13.7	13.8	13.6	5.2	103	132	6.7	100	3.3	3.6	2427	1	0.9	0.9	1.1	0.8	1.2	1	<0.5	0.8	1.6	1
Fluoride	mg/L	-	-	-	-	-	-	0.18	0.08	0.31	0.3	0.3	0.11	0.05	0.08	0.1	0.1	0.09	0.09	0.09	0.06	0.09	0.14	0.11
Sulphate (SO4)	mg SO4/L	5.5	11.5	11.8	11.2	29.7	11.6	2.5	11.1	5	56	51	3.4	15.2	5.5	8.7	16	6.8	13.9	12.1	25.2	8.1	41.5	26.8
Nutrients																								
Ammonium (N-NH4)	mg N/L	-	-	-	-	-	-	0.12	0.15	0.22	-	-	-	<0.05	<0.01	0.05	<0.01	-	-	-	<0.05	0.01	0.09	<0.01
Total Nitrogen	mg N/L	-	-	-	-	-	-	-	-	-	-	-	-	-	-	-	-	0.22	<0.05	0.07	-	-	-	-
Ammonia-Nitrogen (NH3-NH4)	mg N/L	-	-	-	-	-	-	-	-	-	-	-	-	<0.05	<0.01	0.05	<0.01	0.1	<0.01	<0.01	<0.05	0.02	-	<0.01
Ammonia (NH3) (non-ionized)	mg N/L	<0.01	<0.01	<0.01	<0.01	<0.01	<0.01	<0.01	<0.01	<0.01	2	2	-	<0.01	<0.01	<0.01	<0.01	<0.01	-	-	<0.01	<0.01	<0.01	<0.01
Nitrate and Nitrite	mg N/L	-	-	-	-	-	-	-	-	-	27	27	-	-	-	-	-	-	-	-	-	-	-	-
Nitrate	mg N/L	-	-	-	-	-	-	-	-	-	-	-	-	0.6	0.08	0.66	0.29	0.11	0.15	0.15	0.61	0.11	-	0.3
Nitrite	mg N/L	0.03	0.02	0.02	0.02	0.05	0.04	<0.01	0.01	0.01	1.1	1.2	0.35	<0.01	<0.01	<0.01	<0.01	<0.01	<0.01	<0.01	<0.01	<0.01	<0.01	<0.01
Orthophosphate	mg P/L	0.02	<0.01	<0.01	<0.01	0.05	0.04	<0.01	<0.01	<0.01	-	-	-	<0.01	0.05	<0.01	<0.01	<0.01	0.06	0.06	<0.01	0.02	<0.01	<0.01
Total Kjeldahl Nitrogen	mg N/L	0.7	1.57	1.33	1.81	0.82	1.18	0.24	0.76	0.66	-	-	-	<0.7	<0.05	<0.05	0.11	-	-	-	0.7	<0.05	20.6	<0.05
Total Phosphorus	mg P/L	<0.01	<0.015	<0.01	0.02	0.01	0.02	<0.04	0.03	0.05	-	-	-	<0.04	0.67	0.03	0.0044	<0.01	0.01	0.01	<0.04	0.89	0.02	0.0038
Cyanide																								
Total Cyanide	mg/L	<0.005	<0.005	<0.005	<0.005	<0.001	<0.001	0.002	0.003	<0.001	-	-	0.005	0.003	<0.001	0.002	<0.001	0.004	<0.001	<0.001	0.005	<0.001	<0.001	<0.001
Free Cyanide	mg/L	<0.005	<0.005	<0.005	<0.005	<0.005	<0.005	-	-	-	-	-	-	-	-	-	-	-	-	-	-	-	-	-
Weak Acid Dissociable Cyanide	mg/L	-	-	-	-	-	-	0.005	<0.001	<0.001	-	-	-	0.004	<0.001	<0.001	<0.001	0.003	<0.001	<0.001	0.005	<0.001	<0.001	<0.001

APPENDIX E
Historical Groundwater Monitoring Program Water Quality Data, 2003 to 2021
Agnico Eagle Mines Limited, Meadowbank Mine, Nunavut

		East Flat	East Flat	East Flat	East Flat	East Flat	East Flat	East Flat	East Flat	East Flat	East Flat	East Flat	East Flat	East Flat	East Flat	East Flat	East Flat	East Flat	East Flat	East Flat
Station ID		ST-8-South	ST-8-South	ST-8-South	MW-IPD-01 (s)	MW-IPD-01 (s)	MW-IPD-01 (s)	MW-IPD-01 (s)	MW-IPD-01 (s)	MW-IPD-01 (s)	MW-IPD-01 (s)	MW-IPD-01 (s)	MW-IPD-01 (s)	MW-IPD-01 (s)	MW-IPD-01 (s)	MW-IPD-01 (d) Dup	MW-IPD-01(d)	MW-IPD-01(d)	MW-IPD-01(d)	MW-IPD-01(d)
Sampling Date		2019-10-12	2019-07-13	2019-07-13	2018-07-08	2018-07-08	2018-09-11	2019-07-10	2019-10-12	2020-09-08	2020-09-08	2021-07-21	2021-07-21	2021-09-06	2021-09-08	2018-07-08	2018-07-08	2018-09-09	2018-09-09	2019-07-16
Field Parameters	**Unit**																			
Temperature	degC	7.7	-	4.5	-	-	-	26.6	22.4	20.1	-	24.57	-	22.73	23.88	-	-	-	-	-
pH	-	7.71	-	8.25	-	-	-	7.71	8.21	7.71	-	7.68	-	8.47	8.35	-	-	-	-	-
Conductivity	µS/cm	154.9	-	80.8	-	-	-	971	181.8	387	-	517	-	128	126	-	-	-	-	-
Oxygen Reduction Potential	mV	69.2	-	25.5	-	-	-	176.2	37.1	-	-	134	-	-32	-94	-	-	-	-	-
Turbidity	NTU	-	-	-	-	-	-	-	-	0.39	-	0	-	0.8	0	-	-	-	-	-
Salinity	ppt	0.07	-	0.04	-	-	-	0.46	0.09		-	-	-	0	0	-	-	-	-	-
Total Dissolved Solids	mg/l	100.75	-	52.6	-	-	-	620	118.4	-	-	336	-	82	81	-	-	-	-	-
Dissolved Oxygen	mg/l	-	-	-	-	-	-	-	-	3.5	-	0	-	0	0	-	-	-	-	-
Dissolved Oxygen	%	46.97	-	99.4	-	-	-	64	14.4	-	-	-	-	-	-	-	-	-	-	-
General																				
Total Alkalinity	mg CaCO3/L	27	21	19	13	41	58	31	44	51.4	47.8	54	54	55	55	94	94	96	97	77
Bicarbonate Alkalinity HCO3	mg CaCO3/L	27	21	19	13	41	54	31	44	62.7	58.3	53	54	54	55	80	80	96	97	77
Carbonate Alkalinity CO3	mg CaCO3/L	<5	<2	<2	<2	<2	3	<2	<5	<0.60	<0.60	<1.0	<1.0	<1.0	<1.0	14	13	<2	<2	<2
Dissolved Organic Carbon	mg/L	2.6	1.1	1.2	-	-	1.1	1.2	1.7	0.92	0.69	0.85	0.82	0.76	0.84	-	-	24.1	23.2	7.7
Hardness (CaCO3)	mg CaCO3/L	32	51	49	72	82	110	344	89	149	143	225	225	55.2	57.8	53	81	66	64	80
Reactive silica	mg/L	1.46	1.41	1.42	6.51	6.5	5.26	2.02	9.4	6.6	6.5	7.3	7	5.9	6	8.25	8.33	6.75	6.7	20.7
Salinity	ppt	-	-	-	-	-	-	-	-	-	-	-	-	<2.0	<2.0	-	-	-	-	-
Total Dissolved Solids	mg/L	51	86	86	172	158	193	488	108	217	222	330	315	85	88	283	277	308	305	317
Total Organic Carbon	mg/L	1.2	1.2	1.1	1.5	2.5	2	1.3	0.82	0.72	0.77	0.8	0.81	0.72	0.76	21.4	20.8	24.1	23.7	7.3
Total Suspended Solids	mg/L	1	5	3	17	21	2	3	1	<1.0	<1.0	<1	<1	<1	<1	29	42	7	8	318
Turbidity	NTU	-	-	-	-	-	-	-	-	-	-	<0.1	<0.1	<0.1	<0.1	-	-	-	-	-
Total Metals																				
Total Aluminium	mg/L	0.021	0.014	0.013	0.287	0.18	0.01	<0.005	0.017	0.0057	0.0052	0.00276	0.00291	0.00264	0.00288	0.173	0.409	0.385	0.309	0.006
Total Antimony	mg/L	<0.0001	<0.0001	<0.0001	<0.0001	<0.0001	<0.0001	0.0003	<0.0001	0.0002	0.00015	0.000149	0.00014	0.000103	0.000106	<0.0001	<0.0001	<0.0001	<0.0001	<0.0001
Total Arsenic	mg/L	0.0024	0.0014	0.0016	0.0232	0.0272	<0.0005	0.0109	0.0526	0.0303	0.0312	0.0325	0.0333	0.0436	0.0434	0.0063	0.0104	<0.0005	<0.0005	0.0125
Total Barium	mg/L	0.0098	0.0083	0.0081	<0.0005	<0.0005	0.0088	0.0187	0.0041	0.0103	0.0103	0.00542	0.00554	0.00506	0.00521	0.0049	0.0064	0.0154	0.0147	0.017
Total Beryllium	mg/L	<0.0005	<0.0005	<0.0005	<0.0005	<0.0005	<0.0005	<0.0005	<0.0005	<0.00010	<0.00010	<0.000010	<0.000010	<0.000010	<0.000010	<0.0005	<0.0005	<0.0005	<0.0005	<0.0005
Total Bismuth	mg/L	-	-	-	-	-	-	-	-	-	-	<0.0000050	<0.0000050	<0.0000050	<0.0000050	-	-	-	-	-
Total Boron	mg/L	<0.01	<0.01	<0.01	<0.01	<0.01	0.02	0.13	<0.01	0.079	0.078	0.091	0.092	0.025	0.023	0.11	0.13	0.17	0.18	0.09
Total Cadmium	mg/L	<0.00002	<0.00002	0.00002	<0.00002	<0.00002	<0.00002	<0.00002	<0.00002	0.000113	0.000109	0.0000331	0.0000328	<0.0000050	<0.0000050	<0.00002	<0.00002	<0.00002	<0.00002	0.00003
Total Calcium	mg/L	9.58	14.5	13.6	17.6	19.3	27.4	71.5	20.7	35.3	34.4	41.5	41.5	14	13.8	10.4	16.4	13.7	13.4	16.8
Total Chromium	mg/L	0.0009	0.0007	0.0008	<0.0006	0.0007	<0.0006	<0.0006	0.001	<0.00010	<0.00010	0.00015	<0.00010	<0.00010	0.00117	<0.0006	0.0009	<0.0006	<0.0006	0.0008
Total Cobalt	mg/L	-	-	-	-	-	-	-	-	-	-	0.00734	0.00731	0.000693	0.000672	-	-	-	-	-
Total Copper	mg/L	0.0011	0.0008	0.0008	<0.0005	0.0005	0.0019	0.0012	0.0006	0.00973	0.00989	0.0018	0.00186	0.000607	0.000676	<0.0005	0.001	0.0011	0.002	<0.0005
Total Iron	mg/L	0.04	<0.01	0.01	0.13	0.11	0.02	<0.01	0.1	0.02	0.019	0.0119	0.0117	0.0097	0.0188	0.15	0.21	0.23	0.21	0.22
Total Lead	mg/L	0.0003	<0.0003	<0.0003	<0.0003	<0.0003	0.0017	<0.0003	<0.0003	0.00006	<0.000050	0.0000227	0.0000241	0.000027	0.0000279	<0.0003	<0.0003	<0.0003	<0.0003	<0.0003
Total Lithium	mg/L	<0.005	<0.005	<0.005	0.007	0.007	<0.005	<0.005	<0.005	0.0044	0.004	0.00321	0.00328	0.00175	0.00172	0.017	0.016	0.014	0.014	0.02
Total Magnesium	mg/L	2.01	3.8	3.82	6.96	8.31	10.2	40.5	9.23	17.5	16	30.4	30.6	5.87	5.67	6.75	9.95	7.79	7.65	9.28
Total Manganese	mg/L	0.0026	0.0833	0.0843	0.0606	0.0609	0.598	1.15	0.1734	0.916	0.875	0.853	0.864	0.127	0.109	0.0354	0.0486	0.1782	0.1806	0.2192
Total Mercury	mg/L	<0.00001	<0.00001	<0.00001	<0.00001	<0.00001	0.00002	0.0004	0.00002	<0.0000050	<0.0000050	<0.00001	<0.00001	<0.00001	<0.00001	<0.00001	<0.00001	<0.00001	<0.00001	<0.00001
Total Molybdenum	mg/L	<0.0005	0.001	0.0008	0.0097	0.0087	0.0082	0.0102	0.0049	0.00392	0.00416	0.00438	0.00455	0.0045	0.00445	0.0155	0.017	0.0349	0.0351	0.0295
Total Nickel	mg/L	0.001	0.0149	0.0164	0.0057	0.0059	0.0121	0.0489	0.0083	0.0681	0.0661	0.117	0.116	0.00315	0.00233	0.0219	0.0257	0.0744	0.076	0.0054
Total Potassium	mg/L	0.91	1.34	1.32	2.62	3.05	3.35	6.53	2.94	3.36	3.28	4.43	4.42	1.99	1.92	0.8	1.28	1.09	1.09	1.4
Total Selenium	mg/L	<0.0005	<0.0005	<0.0005	<0.001	<0.001	<0.0005	<0.0005	<0.0005	0.000175	0.000134	0.000183	0.000175	<0.000040	<0.000040	0.001	0.001	0.0022	0.0027	<0.0005
Total Silicon	mg/L	-	-	-	-	-	-	-	-	-	-	2.92	2.95	2.8	2.75	-	-	-	-	-
Total Silver	mg/L	<0.0001	<0.0001	<0.0001	<0.0001	<0.0001	<0.0001	<0.0001	<0.0001	<0.000010	<0.000010	<0.0000050	<0.0000050	<0.0000050	<0.0000050	<0.0001	<0.0001	<0.0001	<0.0001	<0.0001
Total Sodium	mg/L	1.74	1.36	1.38	13.9	15.5	6.84	4.89	5.5	3.8	3.77	4.69	4.74	3.89	3.97	49.8	76.4	77.8	78.3	82.8
Total Strontium	mg/L	0.055	0.067	0.068	0.146	0.146	0.172	0.36	0.128	0.159	0.163	0.197	0.205	0.0948	0.0954	0.243	0.224	0.18	0.181	0.246
Total Tellurium	mg/L	-	-	-	-	-	-	-	-	-	-	-	-	-	-	-	-	-	-	-
Total Thallium	mg/L	<0.0002	<0.0002	<0.0002	<0.0008	<0.0008	<0.0002	<0.0002	<0.0002	0.000021	0.000014	0.0000102	0.0000116	<0.0000020	<0.0000020	<0.0008	<0.0008	<0.0002	<0.0002	<0.0002
Total Thorium	mg/L	-	-	-	-	-	-	-	-	-	-	-	-	-	-	-	-	-	-	-
Total Tin	mg/L	<0.001	<0.001	<0.001	<0.001	<0.001	<0.001	<0.001	<0.001	<0.00010	<0.00010	<0.00020	<0.00020	<0.00020	<0.00020	<0.001	<0.001	<0.001	<0.001	<0.001
Total Titanium	mg/L	<0.01	<0.01	<0.01	<0.01	0.01	0.03	<0.01	<0.01	<0.00030	<0.00030	<0.00050	<0.00050	<0.00050	<0.00050	<0.01	0.01	0.01	0.01	<0.01
Total Uranium	mg/L	<0.001	0.001	0.001	0.007	0.008	0.003	0.005	0.004	0.00363	0.0041	0.00413	0.00422	0.00393	0.00417	0.002	0.003	<0.001	<0.001	0.003
Total Vanadium	mg/L	0.0046	<0.0005	<0.0005	<0.0005	<0.0005	<0.0005	<0.0005	0.0059	<0.00050	0.00053	<0.00020	<0.00020	<0.00020	<0.00020	<0.0005	<0.0005	<0.0005	<0.0005	<0.0005
Total Zinc	mg/L	0.005	0.006	0.007	0.003	0.002	<0.001	0.023	<0.001	0.0205	0.0196	0.00338	0.00345	0.00072	0.00076	0.002	0.006	0.004	0.002	0.012
Total Zirconium	mg/L	-	-	-	-	-	-	-	-	-	-	<0.00010	<0.00010	<0.00010	<0.00010	-	-	-	-	-

APPENDIX E
Historical Groundwater Monitoring Program Water Quality Data, 2003 to 2021
Agnico Eagle Mines Limited, Meadowbank Mine, Nunavut

		East Flat	East Flat	East Flat	East Flat	East Flat	East Flat	East Flat	East Flat	East Flat	East Flat	East Flat	East Flat	East Flat	East Flat	East Flat	East Flat	East Flat	East Flat	East Flat
Station ID		ST-8-South	ST-8-South	ST-8-South	MW-IPD-01 (s)	MW-IPD-01 (s)	MW-IPD-01 (s)	MW-IPD-01 (s)	MW-IPD-01 (s)	MW-IPD-01 (s)	MW-IPD-01 (s)	MW-IPD-01 (s)	MW-IPD-01 (s)	MW-IPD-01 (s)	MW-IPD-01 (s)	MW-IPD-01 (d) Dup	MW-IPD-01(d)	MW-IPD-01(d)	MW-IPD-01(d)	MW-IPD-01(d)
Sampling Date		2019-10-12	2019-07-13	2019-07-13	2018-07-08	2018-07-08	2018-09-11	2019-07-10	2019-10-12	2020-09-08	2020-09-08	2021-07-21	2021-07-21	2021-09-06	2021-09-08	2018-07-08	2018-07-08	2018-09-09	2018-09-09	2019-07-16
Field Parameters	**Unit**																			
Dissolved Metals																				
Dissolved Aluminum	mg/L	0.0012	0.018	0.01	<0.006	<0.006	<0.005	<0.005	<0.0005	0.0037	0.0034	0.00298	0.00308	0.00232	0.0025	<0.006	<0.006	0.016	0.025	<0.0005
Dissolved Antimony	mg/L	<0.0001	<0.0001	<0.0001	<0.0001	<0.0001	<0.0001	0.0003	<0.0001	0.00011	0.0002	0.000137	0.000149	0.000097	0.000104	0.0001	<0.0001	<0.0001	<0.0001	<0.0001
Dissolved Arsenic	mg/L	0.0007	0.0016	0.0023	0.0243	0.0242	0.0008	0.0109	0.0399	0.0305	0.03	0.0324	0.0321	0.0413	0.0438	0.0103	0.0095	<0.0005	<0.0005	0.0062
Dissolved Barium	mg/L	0.0104	0.0091	0.0096	<0.0005	<0.0005	0.0079	0.0187	0.0065	0.00985	0.00978	0.00548	0.00563	0.00492	0.00493	<0.0005	<0.0005	0.01	0.0093	0.0122
Dissolved Beryllium	mg/L	<0.0005	<0.0005	<0.0005	<0.0005	<0.0005	<0.0005	<0.0005	<0.0005	<0.00010	<0.00010	<0.00010	<0.000010	<0.000010	<0.000010	<0.0005	<0.0005	<0.0005	<0.0005	<0.0005
Dissolved Bismuth	mg/L	-	-	-	-	-	-	-	-	-	-	<0.0000050	<0.0000050	<0.0000050	<0.0000050	-	-	-	-	-
Dissolved Boron	mg/L	<0.01	<0.01	<0.01	<0.01	<0.01	0.03	0.13	<0.01	0.075	0.074	0.082	0.081	0.025	0.024	0.1	0.1	0.19	0.17	0.08
Dissolved Cadmium	mg/L	<0.00002	0.00006	<0.00002	<0.00002	<0.00002	<0.00002	<0.00002	<0.00002	0.000103	0.000102	0.0000287	0.0000335	<0.0000050	<0.0000050	<0.00002	<0.00002	0.00011	0.0001	0.00003
Dissolved Calcium	mg/L	9.39	14.7	14	17.9	15.6	27.4	28.8	16.8	33.5	33.1	41.9	41.8	12.9	14	12.9	12.9	15	13.1	15.5
Dissolved Chromium	mg/L	<0.0006	<0.0006	<0.0006	<0.0006	<0.0006	<0.0006	<0.0006	<0.0006	<0.00010	<0.00010	<0.00010	0.00011	<0.00010	<0.00010	<0.0006	<0.0006	0.0013	<0.0006	<0.0006
Dissolved Cobalt	mg/L	-	-	-	-	-	-	-	-	-	-	0.00712	0.00699	0.000681	0.000638	-	-	-	-	-
Dissolved Copper	mg/L	0.0006	0.0008	0.0008	<0.0005	<0.0005	0.0022	0.0012	<0.0005	0.00872	0.00851	0.0016	0.00154	0.000567	0.000529	0.0005	<0.0005	0.0051	0.0014	<0.0005
Dissolved Iron	mg/L	<0.01	<0.01	<0.01	<0.01	<0.01	<0.01	<0.01	<0.01	<0.010	<0.010	0.0053	0.0055	0.0096	0.0098	<0.01	<0.01	0.03	0.03	<0.01
Dissolved Lead	mg/L	<0.0003	<0.0003	<0.0003	<0.0003	<0.0003	<0.0003	<0.0003	<0.0003	<0.000050	<0.000050	0.0000102	0.0000086	0.0000224	0.00001	<0.0003	<0.0003	<0.0003	<0.0003	<0.0003
Dissolved Lithium	mg/L	<0.005	<0.005	<0.005	0.006	0.006	0.006	<0.005	<0.005	0.0038	0.0035	0.00306	0.00294	0.00168	0.00176	0.016	0.015	0.017	0.015	0.018
Dissolved Magnesium	mg/L	1.92	3.92	3.8	7.53	6.5	10.3	11.9	7.32	15.8	14.8	29.2	29.2	5.57	5.57	7.69	8.01	8.76	7.66	8.04
Dissolved Manganese	mg/L	0.0021	0.0847	0.0791	0.0595	0.0588	0.5988	1.15	0.137	0.841	0.801	0.855	0.833	0.112	0.11	0.0349	0.0376	0.1904	0.1703	0.1829
Dissolved Mercury	mg/L	<0.00001	0.00005	<0.00001	<0.00001	0.00001	<0.00001	0.00041	0.00002	<0.0000050	<0.0000050	<0.00001	<0.00001	<0.00001	<0.00001	0.00002	0.00001	<0.00001	<0.00001	<0.00001
Dissolved Molybdenum	mg/L	0.0006	0.001	0.0008	0.0096	0.0101	0.0076	0.0102	0.004	0.00408	0.00409	0.00434	0.00441	0.00413	0.0044	0.014	0.0151	0.0376	0.0348	0.0231
Dissolved Nickel	mg/L	0.0005	0.0159	0.0148	0.0057	0.0059	0.0109	0.0489	0.0064	0.0641	0.0607	0.115	0.113	0.003	0.00234	0.0149	0.0202	0.0764	0.0688	0.0047
Dissolved Phosphorus	mg/L	-	-	-	-	-	-	-	-	-	-	0.0098	0.0092	-	-	-	-	-	-	-
Dissolved Potassium	mg/L	0.86	1.41	1.32	2.74	2.61	3.48	5.02	2.39	3.28	3.09	4.5	4.41	1.8	1.96	1.07	1.12	1.34	1.18	1.21
Dissolved Selenium	mg/L	<0.0005	<0.0005	0.0019	<0.001	<0.001	0.0008	<0.0005	<0.0005	0.00012	0.000121	0.00019	0.000184	<0.000040	<0.000040	0.001	0.003	0.0022	0.0025	<0.0005
Dissolved Silicon	mg/L	-	-	-	-	-	-	-	-	-	-	2.95	2.85	2.58	2.82	-	-	-	-	-
Dissolved Silver	mg/L	<0.0001	<0.0001	<0.0001	<0.0001	<0.0001	<0.0001	<0.0001	<0.0001	<0.000010	<0.000010	<0.0000050	<0.0000050	<0.0000050	<0.0000050	<0.0001	<0.0001	<0.0001	<0.0001	<0.0001
Dissolved Sodium	mg/L	1.86	1.44	1.34	14.6	12.7	6.35	8.78	4.4	3.77	3.54	4.69	4.6	3.76	3.84	64.5	65.8	88.8	78.8	73
Dissolved Strontium	mg/L	0.052	0.07	0.064	0.150	0.147	0.167	0.36	0.103	0.164	0.157	0.212	0.209	0.0904	0.0941	0.234	0.226	0.204	0.183	0.216
Dissolved Tellurium	mg/L	-	-	-	-	-	-	-	-	-	-	-	-	-	-	-	-	-	-	-
Dissolved Thallium	mg/L	<0.0002	<0.0002	<0.0002	<0.0008	<0.0008	<0.0002	<0.0002	<0.0002	0.000013	0.000033	0.00001	0.0000116	<0.0000020	<0.0000020	<0.0008	<0.0008	<0.0002	<0.0002	<0.0002
Dissolved Thorium	mg/L	-	-	-	-	-	-	-	-	-	-	-	-	-	-	-	-	-	-	-
Dissolved Tin	mg/L	<0.001	<0.001	<0.001	<0.001	<0.001	<0.001	<0.001	<0.001	<0.00010	<0.00010	<0.00020	<0.00020	<0.00020	<0.00020	<0.001	<0.001	<0.001	<0.001	<0.001
Dissolved Titanium	mg/L	<0.01	<0.01	<0.01	0.02	0.01	0.03	<0.01	<0.01	<0.00030	<0.00030	<0.00050	<0.00050	<0.00050	<0.00050	0.01	0.01	0.01	0.01	<0.01
Dissolved Uranium	mg/L	<0.001	0.001	0.001	0.007	0.007	0.002	0.005	0.003	0.0037	0.00395	0.0042	0.00415	0.00382	0.00388	0.002	0.002	<0.001	<0.001	0.002
Dissolved Vanadium	mg/L	0.0006	<0.0005	<0.0005	<0.0005	<0.0005	<0.0005	<0.0005	0.0012	<0.00050	<0.00050	<0.00020	<0.00020	<0.00020	<0.00020	<0.0005	<0.0005	<0.0005	<0.0005	<0.0005
Dissolved Zinc	mg/L	0.002	0.004	0.008	0.005	0.006	<0.001	0.023	0.001	0.0205	0.02	0.00441	0.00435	0.00067	0.00035	0.001	0.005	0.007	0.001	0.002
Dissolved Zirconium	mg/L	-	-	-	-	-	-	-	-	-	-	<0.00010	<0.00010	<0.00010	<0.00010	-	-	-	-	-
Anions																				
Bromide	mg/L	0.11	0.04	0.03	0.16	0.17	0.14	0.09	0.13	<0.10	<0.10	0.086	0.082	0.054	0.054	0.74	0.68	0.57	0.6	0.64
Chloride	mg/L	1.5	1.4	1.2	10.9	10.8	11.8	3.9	3.9	4.82	4.75	6.3	6.5	4.2	3.8	50.2	49.8	56.8	56.4	53.5
Fluoride	mg/L	0.1	0.1	0.1	0.35	0.37	0.41	0.14	0.36	0.38	0.366	0.39	0.39	0.37	0.38	0.51	0.53	0.54	0.56	0.48
Sulphate (SO4)	mg SO4/L	58.3	33.4	34.5	34.6	34.6	70.6	103	31.5	116	115	190	190	11	11	47.1	44.7	63.1	63.3	46.3
Nutrients																				
Ammonium (N-NH4)	mg N/L	-	-	-	-	-	0.41	-	-	-	-	<0.0013	<0.0013	0.06	0.07	-	-	<0.01	<0.01	-
Total Nitrogen	mg N/L	0.2	0.13	0.05	-	-	-	0.42	0.27	-	-	-	-	-	-	-	-	-	-	0.29
Ammonia-Nitrogen (NH3-NH4)	mg N/L	<0.01	0.055	0.05	0.14	0.15	0.42	0.125	0.09	0.074	0.061	0.03	0.03	0.091	0.1	0.05	0.04	<0.01	<0.01	0.04
Ammonia (NH3) (non-ionized)	mg N/L	-	<0.01	<0.01	<0.01	<0.01	0.01	<0.01	-	-	-	<0.0013	<0.0013	0.0087	0.0082	<0.01	<0.01	<0.01	<0.01	<0.01
Nitrate and Nitrite	mg N/L	-	-	-	-	-	-	-	-	-	-	0.42	0.42	<0.10	<0.10	-	-	-	-	-
Nitrate	mg N/L	0.16	0.71	1.71	0.07	0.07	0.56	3.27	0.33	0.432	0.437	0.42	0.42	<0.10	<0.10	0.07	0.07	0.01	0.01	0.06
Nitrite	mg N/L	<0.01	<0.01	<0.02	0.03	0.03	0.13	0.01	0.01	<0.010	0.0011	<0.010	<0.010	<0.010	<0.010	0.04	0.04	<0.01	<0.01	<0.01
Orthophosphate	mg P/L	0.02	<0.01	<0.01	0.02	0.01	<0.01	<0.01	0.07	0.0063	0.0067	0.022	0.021	0.024	0.029	0.02	0.02	<0.01	<0.01	0.21
Total Kjeldahl Nitrogen	mg N/L	-	-	-	0.38	0.37	0.53	-	-	<0.20	<0.20	0.12	0.13	0.1	0.15	0.2	0.19	0.16	0.25	-
Total Phosphorus	mg P/L	0.01	<0.01	0.01	0.01	0.02	0.01	0.05	0.02	<0.0030	<0.0020	0.017	0.0096	0.017	0.012	0.02	0.04	0.0092	0.0097	0.08
Cyanide																				
Total Cyanide	mg/L	<0.001	0.002	0.003	<0.001	<0.001	<0.001	0.002	<0.001	<0.0010	<0.0010	<0.0050	<0.0050	<0.0050	<0.0050	<0.001	<0.001	<0.001	<0.001	<0.001
Free Cyanide	mg/L	-	-	-	-	-	-	-	-	<0.0010	<0.0010	0.0011	<0.0010	<0.0010	0.0014	-	-	-	-	-
Weak Acid Dissociable Cyanide	mg/L	<0.001	0.002	0.002	<0.001	<0.001	0.001	0.003	<0.001	<0.0010	<0.0010	<0.0010	<0.0010	<0.0010	<0.0010	<0.001	<0.001	<0.001	<0.001	<0.001

APPENDIX E
Historical Groundwater Monitoring Program Water Quality Data, 2003 to 2021
Agnico Eagle Mines Limited, Meadowbank Mine, Nunavut

		East Flat	East Flat	East Flat	East Flat	East Flat	East Flat	East Flat	East Flat	East Flat	East Flat	East Flat	East Flat	South Cell / Central Dike	South Cell / Central Dike	South Cell / Central Dike
Station ID		MW-IPD-01(d)	MW-IPD-01(d)	MW-IPD-01(d)	MW-IPD-01(d)	MW-IPD-01(d)	MW-IPD-01(d)	MW-IPD-01(d)	MW-IPD-01(d)	ST-S-1	ST-S-1	ST-S-1	ST-S-1	BH-10-01	BH-10-01	MW-03-04
Sampling Date		2019-07-16	2019-10-11	2020-09-07	2020-09-12	2021-07-24	2021-07-24	2021-09-05	2021-09-05	2020-09-07	2021-07-25	2021-09-07	2021-09-07	2010-08-27	2010-08-27	2003-09-18
Field Parameters	**Unit**															
Temperature	degC	22.9	18.1	18.3	19.61	15.3	-	20.52	-	-	4.4	9		3.9	-	3.3
pH	-	7.8	8.05	8.21	8.1	7.9	-	8.18	-	-	7.55	7.67		7.6	-	7.67
Conductivity	µS/cm	524.2	508	388	382	397	-	363	-	-	229	126.6		910	-	450
Oxygen Reduction Potential	mV	-199.3	-216.1	-	-241.6	-152	-	-194	-	-	-	-	-	-	-	-
Turbidity	NTU	-	-	17	14.2	9.9	-	18.1	-	-	-	-	-	-	-	-
Salinity	ppt	0.26	0.24	-	0.18	-	-	0.1	-	-	16.7	1.3		-	-	-
Total Dissolved Solids	mg/l	348.1	327.6	-	191	258	-	235	-	-	-	-	-	-	-	-
Dissolved Oxygen	mg/l	-	-	1.9	2.4	0.34	-	0	-	-	-	-	-	-	-	-
Dissolved Oxygen	%	0.19	4.2	19	24	-	-	-	-	-	-	-	-	-	-	-
General																
Total Alkalinity	mg CaCO3/L	96	109	112	119	100	100	100	100	55	40	33	33	110	110	-
Bicarbonate Alkalinity HCO3	mg CaCO3/L	96	109	137	146	100	100	100	100	-	39	-	33	-	-	-
Carbonate Alkalinity CO3	mg CaCO3/L	<2	<5	<2.0	<0.60	1.3	1.1	1.3	<1.0	-	< 1.0	-	< 1.0	-	-	-
Dissolved Organic Carbon	mg/L	6.4	12	11.8	2.37	1.2	1.3	1.3	1.3	-	1.9	-	1.2	-	-	-
Hardness (CaCO3)	mg CaCO3/L	72	80	111	122	118	117	117	118	81	108	53.8	53.8	300	300	53
Reactive silica	mg/L	22	25.2	7.41	7	7.2	7.3	7.2	7.3	-	2.9	-	1.6	-	-	-
Salinity	ppt	-	-	-	-	-	-	<2.0	<2.0	-	-	-	-	-	-	-
Total Dissolved Solids	mg/L	320	325	239	235	220	210	215	210	-	130	50	75	521.5	545.5	154
Total Organic Carbon	mg/L	7.7	9.3	1.91	1.79	1.2	1.2	1.3	1.3	-	2.3	-	1.4	-	-	-
Total Suspended Solids	mg/L	120	11	16.2	18	28	25	8	9	2	28	2	< 1	-	-	-
Turbidity	NTU	-	-	-	-	5.2	3	3.6	4.4	-	5.9	0.4	0.2	-	-	-
Total Metals																
Total Aluminium	mg/L	0.014	1.13	12.5	1.62	0.341	0.502	0.547	0.522	0.043	0.665	0.0309	0.0345	-	-	-
Total Antimony	mg/L	<0.0001	<0.0001	0.0001	0.00011	0.000029	0.000031	<0.000020	<0.000020	-	0.000404	-	0.000063	-	-	-
Total Arsenic	mg/L	0.01	0.0071	0.0315	0.032	0.0299	0.0298	0.026	0.026	0.0027	0.0112	0.00152	0.00147	0.018	0.018	-
Total Barium	mg/L	0.013	0.0207	0.0249	0.0245	0.0223	0.0227	0.0225	0.0223	0.0138	0.0194	0.0103	0.011	0.44	0.44	-
Total Beryllium	mg/L	<0.0005	<0.0005	0.00015	0.00016	0.000076	0.00007	0.000045	0.000045	-	0.00005	-	< 0.000010	-	-	-
Total Bismuth	mg/L	-	-	-	-	0.0000192	0.0000197	0.0000091	0.0000069	-	0.000042	-	< 0.0000050	-	-	-
Total Boron	mg/L	0.06	0.09	0.18	0.198	0.179	0.181	0.195	0.198	-	0.013	-	< 0.01	-	-	-
Total Cadmium	mg/L	0.00023	0.00003	<0.0000200	0.0000121	<0.0000050	0.0000057	<0.0000050	<0.0000050	< 0.00002	0.0000235	< 0.000010	< 0.0000050	<0.001	<0.001	-
Total Calcium	mg/L	15.8	16.7	22.9	24.1	24.8	24.2	23.1	23.4	23.3	30.7	15.9	15.9	71	69	-
Total Chromium	mg/L	<0.0006	0.0011	0.00028	0.00017	0.00017	0.00013	<0.00010	<0.00010	< 0.0006	0.00558	< 0.0010	0.00024	-	-	-
Total Cobalt	mg/L	-	-	-	-	0.0000668	0.0000627	0.0000478	0.0000438	-	0.00269	-	0.0000763	-	-	-
Total Copper	mg/L	0.0005	0.0007	<0.00050	<0.00050	0.000066	0.000055	0.000122	0.000074	0.0014	0.00358	0.00202	0.00149	<0.003	<0.003	-
Total Iron	mg/L	0.23	1.33	2.9	0.672	0.338	0.316	0.357	0.31	0.08	1.17	0.046	0.0423	3.1	3.1	-
Total Lead	mg/L	<0.0003	0.0009	0.00176	0.00164	0.000764	0.000782	0.000374	0.000351	< 0.00017	0.000752	0.00058	0.0002	<0.001	<0.001	-
Total Lithium	mg/L	0.017	0.022	0.0102	0.0092	0.00608	0.00595	0.00675	0.00676	-	0.00198	-	0.00064	-	-	-
Total Magnesium	mg/L	8.06	9.38	15.5	16	14.8	14.7	15	14.9	5.69	7.63	3.44	3.45	30	30	-
Total Manganese	mg/L	0.1973	0.2266	0.0716	0.0707	0.0512	0.0507	0.0546	0.0538	0.0296	0.113	0.0054	0.00464	0.17	0.17	-
Total Mercury	mg/L	<0.00001	0.00003	<0.0000050	<0.0000050	<0.00001	<0.00001	<0.00001	<0.00001	< 0.00001	< 0.00001	< 0.00001	< 0.00001	<0.0001	<0.0001	-
Total Molybdenum	mg/L	0.0245	0.0277	0.0112	0.0108	0.00899	0.00897	0.00942	0.00932	0.0029	0.00257	< 0.0010	0.000889	<0.03	<0.03	-
Total Nickel	mg/L	0.0046	0.0023	0.0019	0.00146	0.000496	0.000491	0.000607	0.000602	0.003	0.0184	0.0016	0.0015	0.05	0.04	-
Total Potassium	mg/L	1.21	1.37	1.46	1.31	1.29	1.28	1.28	1.24	-	2.75	-	1.44	7.7	7.7	-
Total Selenium	mg/L	<0.0005	<0.0005	<0.000050	0.000057	<0.000040	<0.000040	<0.000040	<0.000040	< 0.001	0.000208	< 0.00010	0.000068	<0.001	<0.001	-
Total Silicon	mg/L	-	-	-	-	4.64	4.65	4.92	5.08	-	2.35	-	0.807	-	-	-
Total Silver	mg/L	<0.0001	<0.0001	0.000032	0.000011	<0.0000050	<0.0000050	<0.0000050	<0.0000050	< 0.0001	< 0.000010	< 0.000020	< 0.0000050	<0.0003	<0.0003	-
Total Sodium	mg/L	75.7	96.3	33.5	34.6	26.3	26.2	25.5	25	-	2.02	-	2	58	58	-
Total Strontium	mg/L	0.222	0.249	0.318	0.321	0.328	0.334	0.325	0.324	-	0.144	-	0.0793	-	-	-
Total Tellurium	mg/L	-	-	-	-	-	-	-	-	-	-	-	-	-	-	-
Total Thallium	mg/L	<0.0002	<0.0002	<0.000010	<0.000010	<0.0000020	<0.0000020	<0.0000020	<0.0000020	< 0.0002	0.0000146	< 0.000010	0.0000027	<0.01	0.01	-
Total Thorium	mg/L	-	-	-	-	-	-	-	-	-	-	-	-	-	-	-
Total Tin	mg/L	<0.001	<0.001	0.00078	0.00015	<0.00020	<0.00020	<0.00020	<0.00020	-	< 0.00020	-	< 0.00020	-	-	-
Total Titanium	mg/L	<0.01	0.02	0.1	0.0138	0.00523	0.00592	0.00669	0.0059	-	0.0262	-	0.00084	-	-	-
Total Uranium	mg/L	0.002	<0.001	0.00215	0.00191	0.000933	0.000952	0.000794	0.00079	-	0.00427	-	0.0019	-	-	-
Total Vanadium	mg/L	<0.0005	0.0057	0.00052	<0.00050	<0.00020	<0.00020	<0.00020	<0.00020	-	0.00142	-	< 0.00020	-	-	-
Total Zinc	mg/L	0.144	0.004	0.0051	0.005	0.00268	0.00256	0.00099	0.001	< 0.001	0.0098	0.0065	0.00402	<0.003	0.005	-
Total Zirconium	mg/L	-	-	-	-	0.00093	0.00105	0.00093	0.00097	-	0.00046		< 0.00010	-	-	-

APPENDIX E
Historical Groundwater Monitoring Program Water Quality Data, 2003 to 2021
Agnico Eagle Mines Limited, Meadowbank Mine, Nunavut

		East Flat	East Flat	East Flat	East Flat	East Flat	East Flat	East Flat	East Flat	East Flat	East Flat	East Flat	East Flat	South Cell / Central Dike	South Cell / Central Dike	South Cell / Central Dike
Station ID		MW-IPD-01(d)	MW-IPD-01(d)	MW-IPD-01(d)	MW-IPD-01(d)	MW-IPD-01(d)	MW-IPD-01(d)	MW-IPD-01(d)	MW-IPD-01(d)	ST-S-1	ST-S-1	ST-S-1	ST-S-1	BH-10-01	BH-10-01	MW-03-04
Sampling Date		2019-07-16	2019-10-11	2020-09-07	2020-09-12	2021-07-24	2021-07-24	2021-09-05	2021-09-05	2020-09-07	2021-07-25	2021-09-07	2021-09-07	2010-08-27	2010-08-27	2003-09-18
Field Parameters	**Unit**															
Dissolved Metals																
Dissolved Aluminum	mg/L	<0.005	<0.0005	0.0015	0.0147	0.00156	0.00682	0.00586	0.00275	-	0.0175	-	0.0118	-	-	-
Dissolved Antimony	mg/L	<0.0001	<0.0001	<0.00010	<0.00010	<0.000020	<0.000020	<0.000020	<0.000020	-	0.000404	-	0.000073	-	-	0.001
Dissolved Arsenic	mg/L	0.007	0.0035	0.0312	0.0315	0.029	0.0286	0.0265	0.0265	-	0.00901	-	0.00134	0.007	0.007	0.007
Dissolved Barium	mg/L	0.0137	0.0135	0.0229	0.022	0.0211	0.0214	0.0218	0.0216	-	0.0147	-	0.00992	0.42	0.44	0.03
Dissolved Beryllium	mg/L	<0.0005	<0.0005	<0.000100	<0.00010	<0.000010	<0.000010	<0.000010	<0.000010	-	< 0.000010	-	< 0.000010	-	-	-
Dissolved Bismuth	mg/L	-	-	-	-	<0.0000050	<0.0000050	<0.0000050	<0.0000050	-	< 0.0000050	-	< 0.0000050	-	-	<0.001
Dissolved Boron	mg/L	0.08	0.1	0.17	0.192	0.177	0.174	0.183	0.182	-	0.012	-	< 0.01	-	-	<0.05
Dissolved Cadmium	mg/L	<0.00002	0.00003	<0.0000050	<0.0000050	<0.0000050	<0.0000050	<0.0000050	<0.0000050	-	0.0000145	-	< 0.0000050	<0.001	<0.001	<0.0002
Dissolved Calcium	mg/L	15.4	16.2	21.8	23.6	23.7	23.6	23.3	23.7	-	29	-	16	68	73	15
Dissolved Chromium	mg/L	<0.0006	<0.0006	<0.00010	<0.00010	0.00013	0.00016	<0.00010	<0.00010	-	0.0002	-	< 0.00010	-	-	<0.001
Dissolved Cobalt	mg/L	-	-	-	-	0.0000292	0.0000285	0.0000388	0.0000341	-	0.00187	-	0.0000242	-	-	0.003
Dissolved Copper	mg/L	<0.0005	<0.0005	<0.00020	<0.00020	<0.000050	<0.000050	<0.000050	<0.000050	-	0.00154	-	0.00151	<0.003	<0.003	0.006
Dissolved Iron	mg/L	<0.01	<0.01	0.063	0.037	0.144	0.142	0.152	0.145	-	0.0129	-	0.0021	0.2	0.2	0.55
Dissolved Lead	mg/L	<0.0003	<0.0003	<0.000050	<0.000050	0.0000156	0.0000168	0.0000437	0.0000297	-	0.0000198	-	0.0000406	<0.001	<0.001	0.006
Dissolved Lithium	mg/L	0.018	0.021	0.0085	0.0085	0.00591	0.00578	0.00586	0.00581	-	0.00083	-	0.0007	-	-	0.015
Dissolved Magnesium	mg/L	8.42	8.94	13.8	15.3	14.3	14.1	14.2	14.3	-	7	-	3.5	30	31	3.81
Dissolved Manganese	mg/L	0.192	0.21	0.06	0.065	0.0483	0.0472	0.0552	0.0543	-	0.101	-	0.000538	0.18	0.18	0.049
Dissolved Mercury	mg/L	<0.00001	0.00003	<0.0000050	<0.0000050	<0.00001	<0.00001	<0.00001	<0.00001	-	< 0.00001	-	< 0.00001	<0.0001	<0.0001	<0.00002
Dissolved Molybdenum	mg/L	0.0251	0.0265	0.0108	0.0108	0.00893	0.00892	0.0092	0.00912	-	0.00268	-	0.0009	<0.03	<0.03	0.024
Dissolved Nickel	mg/L	0.0046	0.0019	0.00058	0.00055	0.000416	0.000407	0.000477	0.000465	-	0.0148	-	0.00142	0.05	0.05	0.003
Dissolved Phosphorus	mg/L	-	-	-	-	0.0029	0.0024	-	-	-	-	-	-	-	-	5.58
Dissolved Potassium	mg/L	1.21	1.26	1.33	1.38	1.24	1.24	1.23	1.2	-	2.6	-	1.4	7.8	8	5.44
Dissolved Selenium	mg/L	<0.0005	<0.0005	0.00017	0.000137	<0.000040	<0.000040	<0.000040	<0.000040	-	0.000207	-	0.000085	<0.001	<0.001	<0.001
Dissolved Silicon	mg/L	-	-	-	-	3.32	3.32	3.3	3.37	-	1.37	-	0.753	-	-	10.2
Dissolved Silver	mg/L	<0.0001	<0.0001	<0.000010	<0.000010	<0.0000050	<0.0000050	<0.0000050	<0.0000050	-	< 0.0000050	-	< 0.0000050	<0.0003	<0.0003	<0.0001
Dissolved Sodium	mg/L	75.1	96.3	34.4	36.8	25.6	25.2	24.9	25	-	1.9	-	2.2	59	61	52.9
Dissolved Strontium	mg/L	0.225	0.237	0.312	0.324	0.326	0.321	0.314	0.315	-	0.151	-	0.0761	-	-	0.14
Dissolved Tellurium	mg/L	-	-	-	-	-	-	-	-	-	-	-	-	-	-	<0.001
Dissolved Thallium	mg/L	<0.0002	<0.0002	<0.000010	<0.000010	<0.0000020	<0.0000020	<0.0000020	<0.0000020	-	0.0000059	-	0.0000036	<0.01	<0.01	<0.0001
Dissolved Thorium	mg/L	-	-	-	-	-	-	-	-	-	-	-	-	-	-	<0.0005
Dissolved Tin	mg/L	<0.001	<0.001	<0.00010	<0.00010	<0.00020	<0.00020	<0.00020	<0.00020	-	< 0.00020	-	< 0.00020	-	-	<0.001
Dissolved Titanium	mg/L	<0.01	<0.01	<0.00030	<0.00030	<0.00050	<0.00050	<0.00050	<0.00050	-	< 0.00050	-	< 0.00050	-	-	0.003
Dissolved Uranium	mg/L	0.002	<0.001	0.00156	0.00138	0.000631	0.000633	0.000663	0.00064	-	0.00387	-	0.00188	-	-	0.013
Dissolved Vanadium	mg/L	<0.0005	0.0005	<0.00050	<0.00050	<0.00020	<0.00020	<0.00020	<0.00020	-	< 0.00020	-	< 0.00020	-	-	<0.001
Dissolved Zinc	mg/L	0.004	0.002	0.0013	<0.0010	0.00085	0.0006	0.00026	0.00018	-	0.00479	-	0.00416	<0.005	0.012	0.022
Dissolved Zirconium	mg/L	-	-	-	-	<0.00010	<0.00010	<0.00010	<0.00010	-	-	-	-	-	-	<0.001
Anions																
Bromide	mg/L	0.6	0.87	0.634	0.71	0.7	0.64	0.61	0.62	-	< 1.0	-	< 1.0	-	-	-
Chloride	mg/L	58	59.4	50.6	53.8	56	56	56	52	1.2	1.2	1.2	4.2	17	17	13.4
Fluoride	mg/L	0.47	0.57	0.588	0.613	0.62	0.63	0.58	0.59	0.13	0.19	0.13	0.12	0.4	0.5	0.34
Sulphate (SO4)	mg SO4/L	47.5	58.4	7.43	6.89	5.4	4.5	5.5	5.3	31.8	69	27	50	210	210	63.8
Nutrients																
Ammonium (N-NH4)	mg N/L	-	-	-	-	<0.0016	<0.0016	0.08	0.07	0.01	< 0.061	0.23	0.034	-	-	-
Total Nitrogen	mg N/L	0.35	0.2	-	-	-	-	-	-	-	-	-	-	-	-	-
Ammonia-Nitrogen (NH3-NH4)	mg N/L	0.04	0.01	0.0404	0.14	0.046	0.045	0.044	0.042	-	0.058	0.19	0.028	-	-	-
Ammonia (NH3) (non-ionized)	mg N/L	<0.01	-	-	-	<0.0016	<0.0016	0.005	0.0039	-	< 0.00061	-	< 0.00061	-	-	-
Nitrate and Nitrite	mg N/L	-	-	-	-	<0.10	<0.10	<0.10	<0.10	0.47	1.18	0.6	0.62	0.57	0.57	<0.05
Nitrate	mg N/L	0.06	<0.01	<0.0050	<0.020	<0.10	<0.10	<0.10	<0.10	0.47	1.18	0.6	0.62	-	-	-
Nitrite	mg N/L	0.02	0.01	<0.0010	<0.010	<0.010	<0.010	<0.010	<0.010	< 0.01	< 0.010	< 0.010	< 0.010	-	-	0.004
Orthophosphate	mg P/L	0.25	0.02	0.0016	<0.0010	0.0048	0.0046	0.0039	0.0042	-	0.0018	-	0.0017	-	-	-
Total Kjeldahl Nitrogen	mg N/L	-	-	0.078	<0.20	0.1	0.12	0.1	0.16	-	0.18	-	< 0.10	-	-	-
Total Phosphorus	mg P/L	0.08	0.02	0.0105	0.0091	0.0051	0.0042	0.0033	0.0027	-	0.012	-	0.0019	-	-	-
Cyanide																
Total Cyanide	mg/L	<0.001	<0.001	<0.0050	<0.0010	<0.0050	<0.0050	<0.0050	<0.0050	0.002	< 0.0050	< 0.0050	< 0.0050	-	-	-
Free Cyanide	mg/L	-	-	<0.0050	<0.0010	0.0025	0.0018	<0.0010	<0.0010	-	0.0054	-	< 0.0010	-	-	-
Weak Acid Dissociable Cyanide	mg/L	<0.001	<0.001	<0.0050	<0.0010	0.0013	<0.0010	0.0032	<0.0010	-	< 0.0010	-	< 0.0010	0.1	-	-

APPENDIX E
Historical Groundwater Monitoring Program Water Quality Data, 2003 to 2021
Agnico Eagle Mines Limited, Meadowbank Mine, Nunavut

		South Cell / Central Dike	South Cell / Central Dike	South Cell / Central Dike	South Cell / Central Dike	South Cell / Central Dike	South Cell / Central Dike	South Cell / Central Dike	South Cell / Central Dike	South Cell / Central Dike	South Cell / Central Dike	South Cell / Central Dike
Station ID		**MW-06-07**	**MW-06-07**	**MW-11-02**	**MW-11-02**	**MW-14-01**	**MW-14-01**	**MW-14-01**	**MW-14-01**	**MW-16-01**	**MW-16-01**	**MW-16-01-Deep**
Sampling Date		**2006-08-30**	**2006-08-30**	**2011-09-26**	**2011-09-26**	**2014-10-20**	**2014-10-20**	**2015-05-31**	**2015-08-26**	**2016-11-10**	**2016-11-14**	**2017-11-04**
Field Parameters	**Unit**											
Temperature	degC	5	5	8.9	-	-	-	-	-	13.9	0.2	-
pH	-	8	8	8.93	-	7.9	-	8.3	8.2	7.7	7.9	-
Conductivity	µS/cm	440	440	8.93	-	5030	-	1493	2140	1708	1673	-
Oxygen Reduction Potential	mV	-	-	8.93	-	-	-	-	-	-	-	-
Turbidity	NTU	-	-	-	-	16.69	-	14.8	21.6	32	33.4	-
Salinity	ppt	-	-	-	-	-	-	-	-	-	-	-
Total Dissolved Solids	mg/l	-	-	-	-	-	-	-	-	-	-	-
Dissolved Oxygen	mg/l	-	-	-	-	-	-	-	-	-	-	-
Dissolved Oxygen	%	-	-	-	-	-	-	-	-	-	-	-
General												
Total Alkalinity	mg CaCO3/L	89	89	104	103	182	182	199	197	182	185.5	172
Bicarbonate Alkalinity HCO3	mg CaCO3/L	108	108	-	-	-	-	-	-	182	185.5	172
Carbonate Alkalinity CO3	mg CaCO3/L	<0.5	<0.5	-	-	-	-	-	-	<2	<2	<2
Dissolved Organic Carbon	mg/L	-	-	-	-	-	-	-	-	13.5	19.35	48
Hardness (CaCO3)	mg CaCO3/L	115	117.5	167	165	2358	2361	774	657	732	770.5	959
Reactive silica	mg/L	-	-	-	-	-	-	-	-	7.9	7.95	8
Salinity	ppt	-	-	-	-	-	-	-	-	-	-	-
Total Dissolved Solids	mg/L	196	191	193	191	3212	3092	1277	1209	1317	741	1962
Total Organic Carbon	mg/L	-	-	-	-	-	-	-	-	25	19.35	48
Total Suspended Solids	mg/L	11	11	-	-	-	-	-	-	41	41	17
Turbidity	NTU	-	-	-	-	-	-	-	-	-	-	-
Total Metals												
Total Aluminium	mg/L	-	-	-	-	-	-	-	-	-	-	<0.006
Total Antimony	mg/L	<0.001	<0.001	-	-	-	-	-	-	<0.0001	0.0001	<0.0001
Total Arsenic	mg/L	0.001	0.002	<0.0005	<0.0005	0.1521	0.1518	0.088	0.1185	0.1411	0.20665	0.2075
Total Barium	mg/L	0.11	0.11	0.2297	0.2097	-	-	-	-	0.0621	0.05945	0.0305
Total Beryllium	mg/L	<0.001	<0.001	-	-	-	-	-	-	-	<0.0005	<0.0005
Total Bismuth	mg/L	<0.001	<0.001	-	-	-	-	-	-	-	-	-
Total Boron	mg/L	<0.05	<0.05	-	-	-	-	-	-	0.09	0.055	0.03
Total Cadmium	mg/L	<0.0002	<0.0002	0.00004	<0.00002	-	-	-	-	0.00009	0.00005	0.00003
Total Calcium	mg/L	34.9	36.4	49.7	49.2	-	-	-	-	172	185	251
Total Chromium	mg/L	0.006	0.005	-	-	-	-	-	-	0.0092	0.00165	<0.0006
Total Cobalt	mg/L	0.001	0.001	-	-	-	-	-	-	-	-	-
Total Copper	mg/L	0.011	0.011	0.032	0.0247	0.0172	0.0179	0.0036	0.0017	0.0128	0.00445	0.0037
Total Iron	mg/L	1.5	1.58	1.9	0.9	-	-	-	-	6.28	6.275	6.51
Total Lead	mg/L	0.001	0.001	0.003	0.0039	<0.0003	0.0029	0.0005	0.0074	<0.0003	<0.0003	<0.0003
Total Lithium	mg/L	0.004	0.004	-	-	-	-	-	-	0.011	0.015	0.015
Total Magnesium	mg/L	8.81	9.04	10.6	10.4	-	-	-	-	73.5	75.1	80.8
Total Manganese	mg/L	0.073	0.074	0.2274	0.1853	-	-	-	-	1.826	2.0135	2.531
Total Mercury	mg/L	<0.00002	<0.00002	0.00058	0.00064	-	-	-	-	0.00055	0.000075	<0.00001
Total Molybdenum	mg/L	0.005	0.0048	<0.0005	<0.0005	-	-	-	-	0.0244	0.0194	0.0213
Total Nickel	mg/L	0.005	0.005	0.0087	0.0065	0.0415	0.0439	0.0185	0.0136	0.016	0.0152	0.0083
Total Potassium	mg/L	2.7	2.8	1.9	2	-	-	-	-	10	9.705	20.8
Total Selenium	mg/L	<0.001	<0.001	<0.001	<0.001	-	-	-	-	0.006	0.0055	0.004
Total Silicon	mg/L	5.2	5	-	-	-	-	-	-	-	-	-
Total Silver	mg/L	0.0009	0.0009	0.0006	0.0002	-	-	-	-	-	-	<0.0001
Total Sodium	mg/L	8.85	9.12	10.5	10.3	-	-	-	-	225	208	335
Total Strontium	mg/L	0.23	0.24	-	-	-	-	-	-	0.876	0.865	1.39
Total Tellurium	mg/L	<0.001	<0.001	-	-	-	-	-	-	-	-	-
Total Thallium	mg/L	<0.0001	<0.0001	<0.005	<0.005	-	-	-	-	<0.0008	<0.0008	<0.0008
Total Thorium	mg/L	<0.0005	<0.0005	-	-	-	-	-	-	-	-	-
Total Tin	mg/L	<0.001	<0.001	-	-	-	-	-	-	<0.001	<0.001	<0.001
Total Titanium	mg/L	0.032	0.031	-	-	-	-	-	-	0.21	0.26	0.25
Total Uranium	mg/L	0.0095	0.0097	-	-	-	-	-	-	0.03	0.0205	0.004
Total Vanadium	mg/L	0.002	0.002	-	-	-	-	-	-	<0.0005	<0.0005	<0.0005
Total Zinc	mg/L	0.006	0.006	0.024	0.019	0.049	0.051	0.001	0.003	0.007	0.0155	<0.001
Total Zirconium	mg/L	<0.01	<0.01	-	-	-	-	-	-	-	-	-

APPENDIX E
Historical Groundwater Monitoring Program Water Quality Data, 2003 to 2021
Agnico Eagle Mines Limited, Meadowbank Mine, Nunavut

		South Cell / Central Dike	South Cell / Central Dike	South Cell / Central Dike	South Cell / Central Dike	South Cell / Central Dike	South Cell / Central Dike	South Cell / Central Dike	South Cell / Central Dike	South Cell / Central Dike	South Cell / Central Dike	South Cell / Central Dike
Station ID		**MW-06-07**	**MW-06-07**	**MW-11-02**	**MW-11-02**	**MW-14-01**	**MW-14-01**	**MW-14-01**	**MW-14-01**	**MW-16-01**	**MW-16-01**	**MW-16-01-Deep**
Sampling Date		**2006-08-30**	**2006-08-30**	**2011-09-26**	**2011-09-26**	**2014-10-20**	**2014-10-20**	**2015-05-31**	**2015-08-26**	**2016-11-10**	**2016-11-14**	**2017-11-04**
Field Parameters	**Unit**											
Dissolved Metals												
Dissolved Aluminum	mg/L	-	-	-	-	-	-	-	-	-	-	<0.006
Dissolved Antimony	mg/L	<0.001	<0.001	-	-	-	-	-	-	<0.0001	0.0001	<0.0001
Dissolved Arsenic	mg/L	<0.001	0.001	<0.005	<0.005	0.0695	0.1075	0.0538	0.0868	0.0452	0.0802	0.1929
Dissolved Barium	mg/L	0.086	0.086	0.16	0.167	0.6186	0.6034	0.0914	0.0875	0.0539	0.0497	0.0301
Dissolved Beryllium	mg/L	-	-	-	-	-	-	-	-	-	-	<0.0005
Dissolved Bismuth	mg/L	<0.001	<0.001	-	-	-	-	-	-	-	-	-
Dissolved Boron	mg/L	<0.05	<0.05	-	-	-	-	-	-	0.08	0.055	0.03
Dissolved Cadmium	mg/L	<0.0002	<0.0002	<0.005	<0.005	0.00003	0.00009	0.00003	0.00003	0.00005	0.00005	0.00004
Dissolved Calcium	mg/L	31.3	31.5	42.8	43.4	-	-	-	-	-	-	234
Dissolved Chromium	mg/L	<0.001	<0.001	-	-	-	-	-	-	0.0022	<0.00075	<0.0006
Dissolved Cobalt	mg/L	<0.001	<0.001	-	-	-	-	-	-	-	-	-
Dissolved Copper	mg/L	0.005	0.008	0.008	0.01	0.0161	0.0136	0.0037	0.0017	0.0032	0.00245	0.0023
Dissolved Iron	mg/L	<0.05	0.05	<0.05	<0.05	0.05	1.1	0.01	0.01	0.02	0.025	6.1
Dissolved Lead	mg/L	<0.001	<0.001	<0.005	<0.005	0.0009	<0.0003	<0.0003	<0.0003	<0.0003	<0.0003	<0.0003
Dissolved Lithium	mg/L	0.002	0.002	-	-	-	-	-	-	0.011	0.014	0.019
Dissolved Magnesium	mg/L	6.83	6.92	7.7	8	-	-	-	-	-	-	76.9
Dissolved Manganese	mg/L	0.032	0.032	0.145	0.148	1.744	-	1.867	1.581	1.74	1.958	2.495
Dissolved Mercury	mg/L	<0.00002	<0.00002	0.0011	0.001	<0.00001	0.0003	<0.00001	0.00001	0.0003	0.000065	<0.00001
Dissolved Molybdenum	mg/L	0.004	0.0042	<0.005	<0.005	0.0144	0.0152	0.0171	0.0156	0.0241	0.01645	0.0222
Dissolved Nickel	mg/L	0.002	0.002	<0.005	<0.005	0.0386	0.037	0.0182	0.0151	0.0128	0.0133	0.0089
Dissolved Phosphorus	mg/L	0.3	0.3	-	-	-	-	-	-	-	-	-
Dissolved Potassium	mg/L	2.3	2.3	1.3	1.4	-	-	-	-	-	-	20.1
Dissolved Selenium	mg/L	<0.001	<0.001	<0.005	<0.005	0.059	0.055	0.006	0.008	0.006	0.004	0.004
Dissolved Silicon	mg/L	2.7	2.7	-	-	-	-	-	-	-	-	-
Dissolved Silver	mg/L	<0.00025	<0.00025	<0.005	<0.005	<0.0001	-	<0.0001	<0.0001	<0.0001	<0.0001	<0.0001
Dissolved Sodium	mg/L	7.68	7.84	7.6	7.9	-	-	-	-	-	-	322
Dissolved Strontium	mg/L	0.19	0.2	-	-	-	-	-	-	0.873	0.81	1.76
Dissolved Tellurium	mg/L	<0.001	<0.001	-	-	-	-	-	-	-	-	-
Dissolved Thallium	mg/L	<0.0001	<0.0001	<0.01	<0.01	<0.005	<0.005	<0.005	<0.005	<0.0008	<0.0008	<0.0008
Dissolved Thorium	mg/L	<0.0005	<0.0005	-	-	-	-	-	-	-	-	-
Dissolved Tin	mg/L	<0.001	<0.001	-	-	-	-	-	-	<0.001	<0.001	<0.001
Dissolved Titanium	mg/L	<0.001	<0.001	-	-	-	-	-	-	0.2	0.27	0.23
Dissolved Uranium	mg/L	0.0079	0.008	-	-	-	-	-	-	0.03	0.019	0.004
Dissolved Vanadium	mg/L	<0.001	<0.001	-	-	-	-	-	-	<0.0005	<0.0005	0.0008
Dissolved Zinc	mg/L	<0.005	<0.005	<0.005	0.013	0.033	0.054	0.002	0.004	<0.001	0.0035	0.003
Dissolved Zirconium	mg/L	<0.01	<0.01	-	-	-	-	-	-	-	-	-
Anions												
Bromide	mg/L	-	-	-	-	-	-	-	-	-	-	1.83
Chloride	mg/L	33.3	33.5	20.9	20.7	1877	1677	272	361	229	230.5	294
Fluoride	mg/L	0.2	0.11	0.13	0.18	0.4	0.41	0.33	0.27	0.3	0.29	0.26
Sulphate (SO4)	mg SO4/L	3.75	3.76	42	41	450	470	507	703	707	756	1198
Nutrients												
Ammonium (N-NH4)	mg N/L	-	-	-	-	-	-	-	-	-	-	7.25
Total Nitrogen	mg N/L	-	-	-	-	-	-	-	-	-	-	-
Ammonia-Nitrogen (NH3-NH4)	mg N/L	-	-	-	-	-	-	-	-	-	-	7.3
Ammonia (NH3) (non-ionized)	mg N/L	-	-	-	-	0.02	-	-	0.02	0.01	0.065	0.05
Nitrate and Nitrite	mg N/L	-	-	1.72	1.73	-	-	-	-	-	-	-
Nitrate	mg N/L	-	-	-	-	-	-	-	-	-	-	<0.01
Nitrite	mg N/L	0.003	0.003	0.02	0.03	<0.01	-	<0.01	<0.01	0.02	0.02	0.01
Orthophosphate	mg P/L	-	-	-	-	-	-	-	-	0.07	0.05	0.05
Total Kjeldahl Nitrogen	mg N/L	-	-	-	-	-	-	-	-	19.4	25.15	24
Total Phosphorus	mg P/L	0.4	0.4	-	-	-	-	-	-	0.11	0.095	0.07
Cyanide												
Total Cyanide	mg/L	-	-	<0.005	-	0.191	0.101	0.117	0.093	0.027	0.0615	0.175
Free Cyanide	mg/L	-	-	<0.005	-	-	-	0.04	0.007	0.108	0.014	-
Weak Acid Dissociable Cyanide	mg/L	-	-	<0.005	-	-	-	-	-	0.027	0.0225	0.018

APPENDIX E
Historical Groundwater Monitoring Program Water Quality Data, 2003 to 2021
Agnico Eagle Mines Limited, Meadowbank Mine, Nunavut

		South Cell / Central Dike	South Cell / Central Dike	South Cell / Central Dike	South Cell / Central Dike	South Cell / Central Dike	South Cell / Central Dike	South Cell / Central Dike	South Cell / Central Dike	South Cell / Central Dike	South Cell / Central Dike	South Cell / Central Dike
Station ID		**MW-16-01-Deep DUP**	**MW-16-01**	**MW-16-01-D**	**MW-16-01-D - DUP**	**MW-16-01**	**MW-16-01**	**MW-16-01**	**MW-16-01**	**MW-16-01**	**MW-16-01**	**MW-16-01**
Sampling Date		**2017-11-04**	**2018-07-09**	**2018-07-16**	**2018-07-16**	**2018-09-09**	**2019-07-13**	**2019-10-10**	**2020-09-15**	**2021-07-23**	**2021-07-23**	**2021-09-04**
Field Parameters	**Unit**											
Temperature	degC	-	-	-	-	-	13.6	11.9	12.24	14.53	-	13.86
pH	-	-	-	-	-	-	7.27	7.37	7.73	7.63	-	8.07
Conductivity	µS/cm	-	-	-	-	-	2894	2512	3098	3350	-	3030
Oxygen Reduction Potential	mV	-	-	-	-	-	53.1	85.6	-208.6	-154	-	-177
Turbidity	NTU	-	-	-	-	-	-	-	1.03	0.8	-	1
Salinity	ppt	-	-	-	-	-	1.51	1.27	1.63	-	-	1
Total Dissolved Solids	mg/l	-	-	-	-	-	1886	1759	1548	-	-	1940
Dissolved Oxygen	mg/l	-	-	-	-	-	-	-	-	0	-	0
Dissolved Oxygen	%	-	-	-	-	-	19.9	56.3	-	-	-	-
General												
Total Alkalinity	mg CaCO3/L	173	169	181	182	167	111	118	162	150	150	150
Bicarbonate Alkalinity HCO3	mg CaCO3/L	173	169	181	182	167	111	118	198	150	150	150
Carbonate Alkalinity CO3	mg CaCO3/L	<2	<2	<2	<2	<2	<2	<5	<0.60	<1.0	<1.0	1.1
Dissolved Organic Carbon	mg/L	47.8	-	36.2	36.4	42.1	32	30.4	33.7	31	31	30
Hardness (CaCO3)	mg CaCO3/L	986	877	896	937	971	862	1164	1060	1050	1030	1020
Reactive silica	mg/L	7.1	10.06	8.6	8.4	10.7	8.41	14.6	7.8	9.8	8.7	8.3
Salinity	ppt	-	-	-	-	-	-	-	-	<2.0	<2.0	<2.0
Total Dissolved Solids	mg/L	1963	1598	1971	1967	1660	1470	1514	2350	2440	2410	2510
Total Organic Carbon	mg/L	47.8	49.1	36.2	36.4	44	56	29	32.8	32	33	31
Total Suspended Solids	mg/L	12	50	14	14	21	5	3	12.6	14	15	13
Turbidity	NTU	-	-	-	-	-	-	-	-	71	76	81
Total Metals												
Total Aluminium	mg/L	<0.006	0.035	0.007	0.012	0.023	<0.005	<0.005	0.0033	0.0029	0.0024	<0.0060
Total Antimony	mg/L	<0.0001	<0.0001	<0.0001	<0.0001	<0.0001	<0.0001	0.0002	<0.00010	<0.000040	<0.000040	<0.000040
Total Arsenic	mg/L	0.2141	0.2378	0.2236	0.2364	0.2294	0.0647	0.1441	0.263	0.212	0.216	0.229
Total Barium	mg/L	0.0309	0.0261	0.0318	0.0347	0.028	0.0262	0.0326	0.0263	0.0209	0.022	0.0222
Total Beryllium	mg/L	<0.0005	<0.0005	<0.0005	<0.0005	<0.0005	<0.0005	<0.0005	<0.00010	<0.000020	<0.000020	<0.000020
Total Bismuth	mg/L	-	-	-	-	-	-	-	-	<0.000010	<0.000010	<0.000020
Total Boron	mg/L	0.04	0.06	0.04	0.04	0.08	0.02	0.03	0.093	0.087	0.087	0.088
Total Cadmium	mg/L	0.00002	0.00007	0.00003	<0.00002	<0.00002	<0.00002	0.00004	0.0000159	<0.000010	<0.000010	<0.000010
Total Calcium	mg/L	258	220	225	239	238	210	282	272	275	281	273
Total Chromium	mg/L	<0.0006	0.0015	<0.0006	<0.0006	0.0015	0.0008	0.0013	0.0002	0.00468	0.00504	<0.00020
Total Cobalt	mg/L	-	-	-	-	-	-	-	-	0.0152	0.0158	0.0167
Total Copper	mg/L	0.0036	0.0018	0.0036	0.0036	0.0034	<0.0005	0.0021	<0.00050	0.00022	0.00022	<0.00020
Total Iron	mg/L	9.29	8.53	6.5	6.77	6.98	0.37	1.91	6.44	5.87	5.99	5.92
Total Lead	mg/L	<0.0003	<0.0003	<0.0003	<0.0003	<0.0003	<0.0003	<0.0003	0.000201	<0.000010	<0.000010	0.000042
Total Lithium	mg/L	0.014	0.011	0.01	0.01	0.014	0.012	0.015	0.0129	0.0112	0.0108	0.0114
Total Magnesium	mg/L	83.1	79.8	81.2	82.8	91.7	82.1	112	96.1	87.7	89.9	86.9
Total Manganese	mg/L	2.615	2.416	2.257	2.439	2.575	2.091	2.834	2.64	2.45	2.56	2.62
Total Mercury	mg/L	<0.00001	<0.00001	<0.00001	<0.00001	<0.00001	<0.00001	<0.00001	0.00005	<0.00010	<0.00010	<0.00010
Total Molybdenum	mg/L	0.0215	0.0229	0.0206	0.0218	0.023	0.0237	0.0329	0.0419	0.0506	0.0519	0.0551
Total Nickel	mg/L	0.0087	0.0088	0.0074	0.0074	0.0107	0.0245	0.0288	0.00196	0.00573	0.006	0.00173
Total Potassium	mg/L	21.6	16.5	16.4	17.4	17.5	15.8	21.1	20.7	20.6	21.2	22.4
Total Selenium	mg/L	0.006	0.003	0.005	0.004	0.0086	0.0011	0.0005	0.000164	0.000138	0.000156	<0.000080
Total Silicon	mg/L	-	-	-	-	-	-	-	-	4.28	4.28	4.42
Total Silver	mg/L	<0.0001	<0.0001	<0.0001	<0.0001	<0.0001	<0.0001	<0.0001	<0.000010	<0.000010	<0.000010	<0.000020
Total Sodium	mg/L	351	276	293	313	349	259	210	321	324	337	337
Total Strontium	mg/L	1.25	1.13	1.02	1.08	1.19	1.11	1.5	1.29	1.23	1.25	1.2
Total Tellurium	mg/L	-	-	-	-	-	-	-	-	-	-	-
Total Thallium	mg/L	<0.0008	<0.0008	<0.0008	<0.0008	<0.0002	<0.0002	<0.0002	<0.000010	0.0000143	<0.0000040	0.0000056
Total Thorium	mg/L	-	-	-	-	-	-	-	-	-	-	-
Total Tin	mg/L	<0.001	<0.001	<0.001	<0.001	<0.001	<0.001	<0.001	<0.00010	<0.00040	<0.00040	<0.00040
Total Titanium	mg/L	0.24	0.18	0.27	0.31	0.34	<0.01	<0.01	<0.00030	<0.0010	<0.0010	<0.0040
Total Uranium	mg/L	0.004	0.004	0.004	0.004	0.004	0.017	0.02	0.0055	0.00479	0.00488	0.00482
Total Vanadium	mg/L	0.0005	<0.0005	0.0005	0.0005	<0.0005	<0.0005	0.0056	<0.00050	<0.00040	<0.00040	<0.00040
Total Zinc	mg/L	<0.001	0.003	0.002	0.002	0.003	0.032	0.003	<0.0030	0.0019	0.00199	<0.0020
Total Zirconium	mg/L	-	-	-	-	-	-	-	-	<0.00020	<0.00020	<0.00020

APPENDIX E
Historical Groundwater Monitoring Program Water Quality Data, 2003 to 2021
Agnico Eagle Mines Limited, Meadowbank Mine, Nunavut

		South Cell / Central Dike	South Cell / Central Dike	South Cell / Central Dike	South Cell / Central Dike	South Cell / Central Dike	South Cell / Central Dike	South Cell / Central Dike	South Cell / Central Dike	South Cell / Central Dike	South Cell / Central Dike	South Cell / Central Dike
Station ID		**MW-16-01-Deep DUP**	**MW-16-01**	**MW-16-01-D**	**MW-16-01-D - DUP**	**MW-16-01**	**MW-16-01**	**MW-16-01**	**MW-16-01**	**MW-16-01**	**MW-16-01**	**MW-16-01**
Sampling Date		**2017-11-04**	**2018-07-09**	**2018-07-16**	**2018-07-16**	**2018-09-09**	**2019-07-13**	**2019-10-10**	**2020-09-15**	**2021-07-23**	**2021-07-23**	**2021-09-04**
Field Parameters	**Unit**											
Dissolved Metals												
Dissolved Aluminum	mg/L	<0.006	0.024	<0.006	<0.006	0.014	0.005	<0.0005	0.0015	0.0039	0.0024	0.0042
Dissolved Antimony	mg/L	<0.0001	<0.0001	<0.0001	<0.0001	<0.0001	<0.0001	0.0003	<0.00010	<0.000040	<0.000040	<0.000040
Dissolved Arsenic	mg/L	0.1976	0.2446	0.2336	0.2349	0.2231	0.0576	0.0803	0.276	0.214	0.213	0.221
Dissolved Barium	mg/L	0.0307	0.0263	0.0282	0.0298	0.0266	0.0266	0.0319	0.0264	0.0215	0.0216	0.0222
Dissolved Beryllium	mg/L	<0.0005	<0.0005	<0.0005	<0.0005	<0.0005	<0.0005	<0.0005	<0.00010	<0.000020	<0.000020	<0.000020
Dissolved Bismuth	mg/L	-	-	-	-	-	-	-	-	<0.000010	<0.000010	<0.000010
Dissolved Boron	mg/L	0.04	0.05	0.01	0.01	0.06	<0.01	0.04	0.081	0.083	0.082	0.087
Dissolved Cadmium	mg/L	0.00003	0.00005	<0.00002	<0.00002	0.00002	0.00005	0.00005	0.0000077	<0.000010	<0.000010	<0.000010
Dissolved Calcium	mg/L	249	256	227	229	231	210	281	269	276	267	268
Dissolved Chromium	mg/L	<0.0006	<0.0006	<0.0006	<0.0006	<0.0006	<0.0006	<0.0006	<0.00010	0.0004	0.00042	<0.00020
Dissolved Cobalt	mg/L	-	-	-	-	-	-	-	-	0.0156	0.0156	0.017
Dissolved Copper	mg/L	0.0028	0.0013	0.0026	0.003	0.0039	<0.0005	0.0017	<0.00020	0.00015	<0.00010	<0.00010
Dissolved Iron	mg/L	6.15	6.7	6.32	6.42	6.63	<0.01	0.08	6.26	5.89	5.85	5.85
Dissolved Lead	mg/L	<0.0003	<0.0003	<0.0003	<0.0003	<0.0003	<0.0003	<0.0003	<0.000050	<0.000010	0.000026	0.000021
Dissolved Lithium	mg/L	0.018	0.012	0.01	0.009	0.013	0.012	0.015	0.0111	0.0115	0.0109	0.0122
Dissolved Magnesium	mg/L	84	90.9	79.2	77.6	87.5	81.9	114	94.8	86.5	88.6	85.3
Dissolved Manganese	mg/L	2.545	2.674	2.287	2.384	2.522	2.135	2.943	2.6	2.51	2.51	2.45
Dissolved Mercury	mg/L	<0.00001	<0.00001	<0.00001	0.00002	<0.00001	<0.00001	<0.00001	<0.000050	<0.00010	<0.00010	<0.00010
Dissolved Molybdenum	mg/L	0.0223	0.0236	0.0192	0.0202	0.0219	0.0239	0.0336	0.0407	0.0516	0.0508	0.0531
Dissolved Nickel	mg/L	0.0098	0.0093	0.0073	0.0073	0.0109	0.0242	0.0292	0.00165	0.0058	0.00568	0.00171
Dissolved Phosphorus	mg/L	-	-	-	-	-	-	-	-	0.0346	0.0364	-
Dissolved Potassium	mg/L	20.6	18.2	17.4	17.5	17.5	16	21.6	20.4	21	20.6	21.7
Dissolved Selenium	mg/L	0.004	0.003	0.004	0.005	0.008	0.001	0.0007	0.000158	<0.000080	<0.000080	<0.000080
Dissolved Silicon	mg/L	-	-	-	-	-	-	-	-	4.33	4.2	4.34
Dissolved Silver	mg/L	<0.0001	<0.0001	<0.0001	<0.0001	<0.0001	<0.0001	<0.0001	<0.000010	<0.000010	<0.000010	<0.000010
Dissolved Sodium	mg/L	341	324	296	306	331	261	207	336	326	339	326
Dissolved Strontium	mg/L	1.69	1.29	1.02	1.02	1.19	1.13	1.54	1.26	1.27	1.27	1.21
Dissolved Tellurium	mg/L	-	-	-	-	-	-	-	-	-	-	-
Dissolved Thallium	mg/L	<0.0008	<0.0008	<0.0008	<0.0008	<0.0002	<0.0002	<0.0002	<0.000010	0.0000071	<0.0000040	0.0000103
Dissolved Thorium	mg/L	-	-	-	-	-	-	-	-	-	-	-
Dissolved Tin	mg/L	<0.001	<0.001	<0.001	<0.001	<0.001	<0.001	<0.001	<0.00010	<0.00040	<0.00040	<0.00040
Dissolved Titanium	mg/L	0.24	0.24	0.29	0.29	0.33	<0.01	<0.01	<0.00030	<0.0010	<0.0010	<0.0010
Dissolved Uranium	mg/L	0.004	0.004	0.004	0.004	0.004	0.017	0.02	0.00542	0.00505	0.00508	0.00472
Dissolved Vanadium	mg/L	0.0007	<0.0005	<0.0005	<0.0005	<0.0005	<0.0005	0.0015	<0.00050	<0.00040	<0.00040	<0.00040
Dissolved Zinc	mg/L	0.003	<0.001	<0.001	0.001	0.004	0.012	0.003	<0.0010	0.00273	0.00144	0.00309
Dissolved Zirconium	mg/L	-	-	-	-	-	-	-	-	<0.00020	<0.00020	<0.00010
Anions												
Bromide	mg/L	1.69	2.01	1.44	1.5	2	1.75	2.5	2.2	2	2.1	2.1
Chloride	mg/L	292	294	290	300	354	269	301	177	280	270	290
Fluoride	mg/L	0.26	0.34	0.34	0.35	0.34	0.29	0.31	<0.40	0.39	0.38	0.35
Sulphate (SO4)	mg SO4/L	1234	1344	1375	1331	1254	1016	1197	1280	1300	1400	1300
Nutrients												
Ammonium (N-NH4)	mg N/L	6.94	8.61	4.26	4.2	7.11	-	-	-	12	12	13
Total Nitrogen	mg N/L	-	-	-	-	-	35.2	30.1	-	-	-	-
Ammonia-Nitrogen (NH3-NH4)	mg N/L	7	8.8	4.32	4.28	7.21	6.62	5.15	0.28	9.3	9.6	11
Ammonia (NH3) (non-ionized)	mg N/L	0.06	0.18	0.06	0.08	0.1	0.1	-	-	0.13	0.13	0.36
Nitrate and Nitrite	mg N/L	-	-	-	-	-	-	-	-	<0.10	<0.10	<0.10
Nitrate	mg N/L	0.02	<0.01	0.07	0.05	0.02	<0.01	<0.01	<0.40	<0.10	<0.10	<0.10
Nitrite	mg N/L	0.02	<0.01	0.02	0.03	0.01	0.01	<0.01	<0.20	<0.010	<0.010	<0.010
Orthophosphate	mg P/L	0.05	0.06	0.01	0.01	0.05	<0.01	0.02	<0.0010	0.0011	0.0015	<0.0010
Total Kjeldahl Nitrogen	mg N/L	25	32.7	50.6	52.1	33.1	-	-	25.5	40	43	47
Total Phosphorus	mg P/L	0.07	0.05	0.07	0.06	0.027	0.03	0.02	0.0881	0.050	0.053	0.065
Cyanide												
Total Cyanide	mg/L	0.16	0.139	0.138	0.077	0.038	0.037	0.035	0.0285	0.05	0.048	0.26
Free Cyanide	mg/L	-	-	-	-	-	-	-	0.008	0.056	0.023	0.012
Weak Acid Dissociable Cyanide	mg/L	0.022	0.019	0.009	0.006	0.022	0.004	0.011	0.0104	0.018	0.018	0.018

APPENDIX E
Historical Groundwater Monitoring Program Water Quality Data, 2003 to 2021
Agnico Eagle Mines Limited, Meadowbank Mine, Nunavut

		South Cell / Central Dike	South Cell / Central Dike	South Cell / Central Dike	South Cell / Central Dike	South Cell / Central Dike	South Cell / Central Dike	South Cell / Central Dike	South Cell / Central Dike	South Cell / Central Dike	South Cell / Central Dike	South Cell / Central Dike
Station ID		**MW-16-01**	**ST-S-5 GW**	**ST-S-5**	**ST-S-5**	**ST-S-5 DUP**	**ST-S-5**	**ST-S-5**	**ST-S-5**	**ST-S-5**	**ST-S-5**	**ST-S-5**
Sampling Date		**2021-09-04**	**2017-11-04**	**2018-07-09**	**2018-07-19**	**2018-07-19**	**2018-09-09**	**2019-07-11**	**2019-10-10**	**2020-09-14**	**2021-07-25**	**2021-09-07**
Field Parameters	**Unit**											
Temperature	degC	-	-	-	-	-	-	7.7	1.3	4.8	4.8	10.2
pH	-	-	-	-	-	-	-	7.86	7.8	7.79	7.77	7.87
Conductivity	µS/cm	-	-	-	-	-	-	3566	3783	3401	2857	3001
Oxygen Reduction Potential	mV	-	-	-	-	-	-	46.6	-71.9	-	-	-
Turbidity	NTU	-	-	-	-	-	-	-	-	-	11.4	15.3
Salinity	ppt	-	-	-	-	-	-	1.82	1.96	-	-	-
Total Dissolved Solids	mg/l	-	-	-	-	-	-	2223	2457	-	-	-
Dissolved Oxygen	mg/l	-	-	-	-	-	-	-	-	-	-	-
Dissolved Oxygen	%	-	-	-	-	-	-	40.5	50.3	-	-	-
General												
Total Alkalinity	mg CaCO3/L	150	121	111	122	122	109	67	71	133	110	130
Bicarbonate Alkalinity HCO3	mg CaCO3/L	150	121	111	122	122	109	67	71	-	110	130
Carbonate Alkalinity CO3	mg CaCO3/L	1.3	<2	<2	<2	<2	<2	<2	<5	-	< 1.0	1.7
Dissolved Organic Carbon	mg/L	30	29.3	-	48.6	47.9	36.7	26	29.8	24.3	16	16
Hardness (CaCO3)	mg CaCO3/L	1020	871	1235	1026	995	904	767	951	1032	711	730
Reactive silica	mg/L	9.1	6	7.32	7.7	6.8	7.76	5.72	11.1	-	6.7	7.9
Salinity	ppt	<2.0	-	-	-	-	-	-	-	-	-	-
Total Dissolved Solids	mg/L	2510	2112	2286	2664	2670	2282	1786	1984	-	1920	2030
Total Organic Carbon	mg/L	31	29.3	44.4	48.6	48.6	38.1	28	29	-	18	18
Total Suspended Solids	mg/L	13	11	8	13	14	6	5	5	6	6	6
Turbidity	NTU	28	-	-	-	-	-	-	-	-	1.7	5.8
Total Metals												
Total Aluminium	mg/L	<0.0060	0.028	0.044	0.018	<0.006	<0.005	<0.005	0.028	0.008	0.0883	0.0306
Total Antimony	mg/L	<0.000040	0.0002	<0.0001	0.0001	0.0002	<0.0001	0.001	<0.0001	-	0.000206	0.000046
Total Arsenic	mg/L	0.234	0.0112	0.0342	0.0174	0.0285	0.032	0.0168	0.0623	0.0795	0.0309	0.0758
Total Barium	mg/L	0.0233	0.0215	0.0258	0.0225	0.0237	0.0208	0.0247	0.0214	0.0224	0.0196	0.0176
Total Beryllium	mg/L	<0.000020	<0.0005	<0.0005	<0.0005	<0.0005	<0.0005	<0.0005	<0.0005	-	< 0.000020	< 0.000020
Total Bismuth	mg/L	<0.000020	-	-	-	-	-	-	-	-	0.000014	< 0.000020
Total Boron	mg/L	0.089	0.07	0.12	0.08	0.07	0.1	0.06	0.07	-	0.098	0.116
Total Cadmium	mg/L	<0.000010	0.00065	0.00169	0.00105	0.00089	0.0008	<0.00002	0.00037	< 0.00002	< 0.000010	< 0.000010
Total Calcium	mg/L	277	271	385	326	311	275	247	294	319	222	224
Total Chromium	mg/L	<0.00020	<0.0006	0.0009	<0.0006	<0.0006	0.0007	0.0016	0.0014	0.0015	0.0005	0.00088
Total Cobalt	mg/L	0.017	-	-	-	-	-	-	-	-	0.0282	0.0294
Total Copper	mg/L	<0.00020	0.0045	0.0055	0.008	0.0072	0.005	0.0946	0.0036	< 0.0005	0.00105	0.00527
Total Iron	mg/L	6.05	1.72	1.02	1.02	1.23	1.26	0.02	1.95	2.4	0.799	1.89
Total Lead	mg/L	<0.000040	<0.0003	<0.0003	<0.0003	<0.0003	<0.0003	<0.0003	0.0003	< 0.00017	0.0003	0.000499
Total Lithium	mg/L	0.0114	0.007	0.006	<0.005	0.006	0.006	0.006	0.008	-	0.0084	0.0074
Total Magnesium	mg/L	88.6	47.4	66.5	51.6	53.2	48.6	37	52.8	57.96	37.7	41.5
Total Manganese	mg/L	2.68	1.595	2.586	1.821	1.84	2.436	1.092	2.046	2.0480	1.3	1.55
Total Mercury	mg/L	<0.00010	0.00009	<0.00001	0.00006	<0.00001	<0.00001	<0.00001	<0.00001	< 0.00001	< 0.00010	< 0.00010
Total Molybdenum	mg/L	0.0573	0.1995	0.3074	0.2753	0.3069	0.2676	0.213	0.2361	0.1778	0.121	0.125
Total Nickel	mg/L	0.00178	0.0224	0.0297	0.0201	0.0178	0.0259	0.064	0.0233	0.0076	0.00982	0.00519
Total Potassium	mg/L	22.9	71	89.9	68.7	66.4	79.5	66.2	78	82.50	49.5	53.7
Total Selenium	mg/L	<0.000080	0.007	0.013	0.011	0.009	0.0116	0.0028	0.0022	< 0.001	0.00049	0.000421
Total Silicon	mg/L	4.53	-	-	-	-	-	-	-	-	2.94	3.84
Total Silver	mg/L	<0.000020	<0.0001	<0.0001	<0.0001	<0.0001	<0.0001	<0.0001	<0.0001	< 0.0001	< 0.000010	< 0.000020
Total Sodium	mg/L	343	342	591	451	440	556	375	335	512	289	321
Total Strontium	mg/L	1.24	1.17	1.41	1.29	1.34	1.26	1.08	1.29	-	1.03	1.03
Total Tellurium	mg/L	-	-	-	-	-	-	-	-	-	-	-
Total Thallium	mg/L	<0.0000040	<0.0008	<0.0008	<0.0008	<0.0008	<0.0002	<0.0002	<0.0002	< 0.0002	0.0000074	0.0000071
Total Thorium	mg/L	-	-	-	-	-	-	-	-	-	-	-
Total Tin	mg/L	<0.00040	<0.001	<0.001	<0.001	<0.001	0.006	<0.001	<0.001	-	< 0.00040	< 0.00040
Total Titanium	mg/L	<0.0040	0.26	0.34	0.43	0.4	0.17	<0.01	<0.01	-	0.0027	< 0.0040
Total Uranium	mg/L	0.00492	0.028	0.029	0.026	0.027	0.022	0.016	0.018	-	0.0185	0.0188
Total Vanadium	mg/L	<0.00040	0.0014	<0.0005	<0.0005	<0.0005	<0.0005	<0.0005	0.0048	-	< 0.00040	< 0.00040
Total Zinc	mg/L	<0.0020	<0.001	0.001	0.003	<0.001	<0.001	<0.001	0.006	0.004	0.00459	< 0.0020
Total Zirconium	mg/L	<0.00020	-	-	-	-	-	-	-	-	< 0.00020	< 0.00020

APPENDIX E
Historical Groundwater Monitoring Program Water Quality Data, 2003 to 2021
Agnico Eagle Mines Limited, Meadowbank Mine, Nunavut

		South Cell / Central Dike	South Cell / Central Dike	South Cell / Central Dike	South Cell / Central Dike	South Cell / Central Dike	South Cell / Central Dike	South Cell / Central Dike	South Cell / Central Dike	South Cell / Central Dike	South Cell / Central Dike	South Cell / Central Dike
Station ID		**MW-16-01**	**ST-S-5 GW**	**ST-S-5**	**ST-S-5**	**ST-S-5 DUP**	**ST-S-5**	**ST-S-5**	**ST-S-5**	**ST-S-5**	**ST-S-5**	**ST-S-5**
Sampling Date		**2021-09-04**	**2017-11-04**	**2018-07-09**	**2018-07-19**	**2018-07-19**	**2018-09-09**	**2019-07-11**	**2019-10-10**	**2020-09-14**	**2021-07-25**	**2021-09-07**
Field Parameters	**Unit**											
Dissolved Metals												
Dissolved Aluminum	mg/L	0.0051	<0.006	0.025	<0.006	<0.006	<0.005	0.007	0.0141	-	0.0036	0.0021
Dissolved Antimony	mg/L	<0.000040	0.0001	<0.0001	<0.0001	<0.0001	<0.0001	0.0016	0.0002	-	0.000168	0.000057
Dissolved Arsenic	mg/L	0.22	<0.0005	0.0013	0.0083	0.0131	0.0159	0.0144	0.0169	0.0110	0.0135	0.047
Dissolved Barium	mg/L	0.0219	0.0216	0.0226	0.0222	0.0195	0.0213	0.0251	0.0221	0.0214	0.0205	0.0173
Dissolved Beryllium	mg/L	<0.000020	<0.0005	<0.0005	<0.0005	<0.0005	<0.0005	<0.0005	<0.0005	-	< 0.000020	< 0.000020
Dissolved Bismuth	mg/L	<0.000010	-	-	-	-	-	-	-	-	< 0.000010	< 0.000010
Dissolved Boron	mg/L	0.084	0.08	0.1	0.08	0.03	0.12	0.07	0.15	-	0.105	0.108
Dissolved Cadmium	mg/L	<0.000010	0.00066	0.00143	0.00133	0.00075	0.00066	0.00009	0.00039	< 0.00002	< 0.000010	< 0.000010
Dissolved Calcium	mg/L	269	288	363	306	294	301	249	350	-	240	270
Dissolved Chromium	mg/L	0.00105	<0.0006	<0.0006	<0.0006	<0.0006	<0.0006	<0.0006	<0.0006	< 0.0006	< 0.00020	< 0.00020
Dissolved Cobalt	mg/L	0.0166	-	-	-	-	-	-	-	-	0.0298	0.0283
Dissolved Copper	mg/L	0.00033	0.0037	0.0031	0.0073	0.0063	0.005	0.0794	0.003	< 0.0005	0.00074	0.0002
Dissolved Iron	mg/L	5.77	0.05	0.04	0.15	0.2	0.18	<0.01	0.13	0.02	0.028	0.707
Dissolved Lead	mg/L	0.000024	<0.0003	<0.0003	<0.0003	<0.0003	<0.0003	<0.0003	<0.0003	< 0.00017	0.000033	< 0.000010
Dissolved Lithium	mg/L	0.0117	0.008	0.006	0.005	0.006	0.006	0.006	0.01	-	0.0092	0.0068
Dissolved Magnesium	mg/L	83.8	50	60.4	51.4	48.3	52.8	37.2	61.8	-	45	53
Dissolved Manganese	mg/L	2.39	1.669	2.401	1.773	1.784	2.648	1.141	2.392	1.8530	1.4	1.52
Dissolved Mercury	mg/L	<0.00010	0.00011	<0.00001	0.0001	<0.00001	<0.00001	0.00009	<0.00001	< 0.00001	< 0.00010	< 0.00010
Dissolved Molybdenum	mg/L	0.0519	0.201	0.2721	0.3174	0.2731	0.2833	0.2244	0.2871	0.1720	0.131	0.126
Dissolved Nickel	mg/L	0.00177	0.0222	0.0279	0.0201	0.0168	0.0259	0.0656	0.0262	0.0060	0.00993	0.00429
Dissolved Phosphorus	mg/L	-	-	-	-	-	-	-	-	-	-	-
Dissolved Potassium	mg/L	21.5	73.3	84.8	65.5	63.6	78.5	68.6	91.5	-	57	65
Dissolved Selenium	mg/L	<0.000080	0.008	0.019	0.014	0.01	0.0151	0.0014	0.0055	<0.001	0.000455	0.000548
Dissolved Silicon	mg/L	4.31	-	-	-	-	-	-	-	-	2.98	3.6
Dissolved Silver	mg/L	<0.000010	<0.0001	<0.0001	<0.0001	<0.0001	<0.0001	<0.0001	<0.0001	<0.0001	< 0.000010	< 0.000010
Dissolved Sodium	mg/L	321	377	553	428	410	596	391	354	-	330	390
Dissolved Strontium	mg/L	1.2	1.65	1.55	1.31	1.3	1.41	1.11	1.52	-	1.18	1.03
Dissolved Tellurium	mg/L	-	-	-	-	-	-	-	-	-	-	-
Dissolved Thallium	mg/L	0.0000083	<0.0008	<0.0008	<0.0008	<0.0008	<0.0002	<0.0002	<0.0002	< 0.0002	0.0000064	< 0.0000040
Dissolved Thorium	mg/L	-	-	-	-	-	-	-	-	-	-	-
Dissolved Tin	mg/L	<0.00040	<0.001	<0.001	<0.001	<0.001	<0.001	<0.001	<0.001	-	< 0.00040	< 0.00040
Dissolved Titanium	mg/L	<0.0010	0.28	0.35	0.37	0.37	0.15	<0.01	<0.01	-	< 0.0010	< 0.0010
Dissolved Uranium	mg/L	0.00476	0.028	0.025	0.026	0.025	0.024	0.016	0.021	-	0.0196	0.0198
Dissolved Vanadium	mg/L	<0.00040	<0.0005	<0.0005	<0.0005	<0.0005	<0.0005	<0.0005	0.0012	-	< 0.00040	< 0.00040
Dissolved Zinc	mg/L	0.00367	0.003	<0.001	<0.001	0.001	0.001	0.002	0.002	< 0.001	0.00307	0.00059
Dissolved Zirconium	mg/L	<0.00010	-	-	-	-	-	-	-	-	< 0.00020	< 0.00020
Anions												
Bromide	mg/L	2.3	1.96	3.03	2.8	2.98	2.85	2.01	2.91	-	1.2	< 1.0
Chloride	mg/L	290	214	394	83.2	82.1	414	300	330	268.5	200	200
Fluoride	mg/L	0.34	0.31	0.52	0.46	0.48	0.57	0.42	0.5	0.54	0.52	0.51
Sulphate (SO4)	mg SO4/L	1300	1368	1932	1731	1582	1976	1568	1489	1450	1200	1300
Nutrients												
Ammonium (N-NH4)	mg N/L	13	24.8	38.1	29.1	28.9	28.9	-	-	26.46	27	29
Total Nitrogen	mg N/L	-	-	-	-	-	-	57.9	53.3	-	-	-
Ammonia-Nitrogen (NH3-NH4)	mg N/L	11	25	38.8	29.6	29.4	29.5	26.85	22.4	-	23	24
Ammonia (NH3) (non-ionized)	mg N/L	0.36	0.15	0.74	0.45	0.44	0.55	0.45	-	0.44	0.19	0.4
Nitrate and Nitrite	mg N/L	<0.10	-	-	-	-	-	-	-	0.41	0.32	< 0.10
Nitrate	mg N/L	<0.10	4.88	0.08	0.13	0.13	0.1	2.14	0.35	0.35	0.28	< 0.10
Nitrite	mg N/L	<0.010	0.24	0.01	0.02	0.02	0.04	-	0.07	0.06	0.04	0.012
Orthophosphate	mg P/L	0.0014	0.02	<0.01	0.02	0.02	0.02	<0.01	0.03	-	0.0035	0.0024
Total Kjeldahl Nitrogen	mg N/L	45	32	67.9	54.7	141	56.9	-	-	-	41	45
Total Phosphorus	mg P/L	0.063	0.04	0.2	0.05	0.03	0.049	0.05	0.07	-	0.034	0.012
Cyanide												
Total Cyanide	mg/L	0.049	0.043	0.124	0.246	0.316	0.154	0.075	0.037	0.050	0.039	0.13
Free Cyanide	mg/L	0.031	-	-	-	-	-	-	-	0.006	0.052	0.015
Weak Acid Dissociable Cyanide	mg/L	0.014	0.015	0.126	0.104	0.095	0.084	0.037	0.004	0.006	0.015	0.02

APPENDIX E
Historical Groundwater Monitoring Program Water Quality Data, 2003 to 2021
Agnico Eagle Mines Limited, Meadowbank Mine, Nunavut

		South Cell / Central Dike	South Cell / Central Dike	South Cell / Central Dike	South Cell / Central Dike	South Cell / Central Dike	South Cell / Central Dike	South Cell / Central Dike	South Cell / Central Dike	South Cell / Central Dike	South Cell / Central Dike	South Cell / Central Dike
Station ID		**ST-S-5**	**ST-21-North**	**ST-21-North**	**ST-21 South**	**ST-21 South**	**ST-21 South**	**ST-21-South**	**ST-21-South**	**ST-21-South**	**ST-21-South**	**ST-21-South**
Sampling Date		**2021-09-07**	**2021-07-28**	**2021-09-22**	**2017-11-03**	**2018-07-09**	**2018-09-10**	**2019-07-14**	**2019-10-12**	**2020-09-07**	**2021-07-25**	**2021-09-22**
Field Parameters	**Unit**											
Temperature	degC	-	7.7	0.2	-	-	-	10.6	0.6	1.5	7.6	0.7
pH	-	-	8.27	7.94	-	-	-	8.26	8.2	7.81	7.99	7.98
Conductivity	µS/cm	-	2886	2004	-	-	-	2647	1703	1366	2142	1460
Oxygen Reduction Potential	mV	-	-	-	-	-	-	167.9	92.2	-	-	-
Turbidity	NTU	-	-	-	-	-	-	-	-	22.8	-	-
Salinity	ppt	-	121	6.95	-	-	-	1.38	0.84	-	47.7	16.4
Total Dissolved Solids	mg/l	-	-	-	-	-	-	1722	1111	-	-	-
Dissolved Oxygen	mg/l	-	-	-	-	-	-	-	-	2.7	-	-
Dissolved Oxygen	%	-	-	-	-	-	-	25.9	12.67	-	-	-
General												
Total Alkalinity	mg CaCO3/L	130	93	84	127	111	117	71	79	105	92	110
Bicarbonate Alkalinity HCO3	mg CaCO3/L	-	-	-	127	111	117	71	79	-	91	-
Carbonate Alkalinity CO3	mg CaCO3/L	-	-	-	<2	<2	<2	<2	<5	-	< 1.0	-
Dissolved Organic Carbon	mg/L	15	45	15	38.7	-	33.9	19	9.8	-	21	12
Hardness (CaCO3)	mg CaCO3/L	771	818	481	997	932	761	552	523	-	585	430
Reactive silica	mg/L	-	-	-	5.1	5.29	5.45	4.19	6.97	-	3.9	-
Salinity	ppt	-			-	-	-	-	-	-	-	-
Total Dissolved Solids	mg/L	2000	2090	1310	2847	2151	2190	1356	936	-	1620	1110
Total Organic Carbon	mg/L	-	-	-	38.7	40.4	34	19	5.4	-	23	-
Total Suspended Solids	mg/L	26	120	4	78	5	15	7	8	39	120	12
Turbidity	NTU	7.7	150	0.2	-	-	-	-	-	-	82	3.4
Total Metals												
Total Aluminium	mg/L	0.313	2.64	0.0797	0.157	0.151	0.112	0.013	0.055	0.52	3.42	0.146
Total Antimony	mg/L	-	0.00744	-	0.0168	0.006	0.0019	0.0047	0.002	-	0.0092	-
Total Arsenic	mg/L	0.104	0.149	0.087	<0.0005	0.0172	0.0148	0.05	0.0135	0.0215	0.283	0.064
Total Barium	mg/L	0.0203	0.08	0.0295	0.0906	0.0612	0.0429	0.0361	0.0247	0.041	0.0721	0.0374
Total Beryllium	mg/L	-	0.00012	-	<0.0005	<0.0005	<0.0005	<0.0005	<0.0005	-	0.000126	-
Total Bismuth	mg/L	-	< 0.00010	-	-	-	-	-	-	-	0.000058	-
Total Boron	mg/L	-	0.135	-	0.16	0.41	0.16	0.04	0.03	-	0.099	-
Total Cadmium	mg/L	< 0.000020	0.000137	0.0000803	0.00127	0.00224	0.00117	0.00007	0.00022	< 0.00002	0.00019	0.0000616
Total Calcium	mg/L	235	288	149	347	322	262	194	165	178	206	132
Total Chromium	mg/L	0.0092	0.0888	0.00243	0.0007	0.0013	0.0011	0.0009	0.0011	0.0029	0.105	0.00205
Total Cobalt	mg/L	-	0.438	-	-	-	-	-	-	-	0.264	-
Total Copper	mg/L	0.0044	9.15	0.285	0.6471	1.26	0.1549	0.4018	0.0462	0.0727	4.45	0.467
Total Iron	mg/L	3.27	7.78	0.258	0.03	0.43	0.42	<0.01	0.29	1.4	9.54	0.377
Total Lead	mg/L	0.00198	0.0238	0.0017	0.0008	<0.0003	<0.0003	<0.0003	0.0028	0.0041	0.0476	0.00252
Total Lithium	mg/L	-	< 0.0050	-	<0.005	<0.005	<0.005	<0.005	<0.005	-	0.0054	-
Total Magnesium	mg/L	44.9	24.1	26.6	31.9	31.3	26	16.3	26.6	37.91	17.2	24.4
Total Manganese	mg/L	1.6	0.333	0.165	0.1896	0.4469	0.5925	0.2035	0.3684	1.011	0.432	0.384
Total Mercury	mg/L	< 0.00010	< 0.00010	< 0.00010	0.00046	<0.00001	<0.00001	<0.00001	<0.00001	< 0.00001	0.00001	< 0.00010
Total Molybdenum	mg/L	0.13	0.0802	0.0493	0.4851	0.449	0.3144	0.2271	0.1112	0.0594	0.0609	0.0412
Total Nickel	mg/L	0.0116	5.58	0.386	0.1616	0.1652	0.0617	0.1197	0.0429	0.0401	1.25	0.413
Total Potassium	mg/L	56.5	103	55.7	94.3	113	78.3	62.1	44.7	37.6	68.8	40.8
Total Selenium	mg/L	0.00045	0.102	0.0325	0.034	0.076	0.0572	0.006	0.0027	< 0.001	0.0584	0.0321
Total Silicon	mg/L	-	6.36	-	-	-	-	-	-	-	8.62	-
Total Silver	mg/L	< 0.000040	0.00178	0.000338	0.0021	0.0005	<0.0001	0.0009	<0.0001	< 0.0001	0.00183	0.000222
Total Sodium	mg/L	-	273	146	429	623	593	247	183	132	200	128
Total Strontium	mg/L	-	0.87	-	1.98	1.25	1.12	0.799	0.772	-	0.731	-
Total Tellurium	mg/L	-	-	-	-	-	-	-	-	-	-	-
Total Thallium	mg/L	< 0.000020	0.000101	0.0000295	<0.0008	<0.0008	<0.0002	<0.0002	<0.0002	< 0.0002	0.000077	0.0000398
Total Thorium	mg/L	-	-	-	-	-	-	-	-	-	-	-
Total Tin	mg/L	-	< 0.0020	-	<0.001	<0.001	<0.001	<0.001	<0.001	-	< 0.00040	-
Total Titanium	mg/L	-	0.132	-	0.5	0.34	0.2	<0.01	<0.01	-	0.174	-
Total Uranium	mg/L	-	0.012	-	0.027	0.014	0.013	0.008	0.008	-	0.00762	-
Total Vanadium	mg/L	-	0.0055	-	<0.0005	<0.0005	<0.0005	<0.0005	0.0054	-	0.00869	-
Total Zinc	mg/L	< 0.010	0.015	0.00073	0.004	0.006	<0.001	0.007	0.009	0.008	0.0111	0.00265
Total Zirconium	mg/L	-	< 0.0010	-	-	-	-	-	-	-	0.00159	0.00063

APPENDIX E
Historical Groundwater Monitoring Program Water Quality Data, 2003 to 2021
Agnico Eagle Mines Limited, Meadowbank Mine, Nunavut

		South Cell / Central Dike	South Cell / Central Dike	South Cell / Central Dike	South Cell / Central Dike	South Cell / Central Dike	South Cell / Central Dike	South Cell / Central Dike	South Cell / Central Dike	South Cell / Central Dike	South Cell / Central Dike	South Cell / Central Dike
Station ID		**ST-S-5**	**ST-21-North**	**ST-21-North**	**ST-21 South**	**ST-21 South**	**ST-21 South**	**ST-21-South**	**ST-21-South**	**ST-21-South**	**ST-21-South**	**ST-21-South**
Sampling Date		**2021-09-07**	**2021-07-28**	**2021-09-22**	**2017-11-03**	**2018-07-09**	**2018-09-10**	**2019-07-14**	**2019-10-12**	**2020-09-07**	**2021-07-25**	**2021-09-22**
Field Parameters	**Unit**											
Dissolved Metals												
Dissolved Aluminum	mg/L	< 0.0060	0.0155	0.00568	0.122	0.048	0.009	0.011	<0.0005	-	0.0132	0.00485
Dissolved Antimony	mg/L	-	-	-	0.0193	0.0066	0.0018	0.0043	0.0021	-	0.00869	-
Dissolved Arsenic	mg/L	0.0459	0.107	0.0828	<0.0005	0.0118	0.0142	0.0479	0.0103	0.0102	0.165	0.0582
Dissolved Barium	mg/L	0.0179	0.0667	0.0287	0.0874	0.0583	0.0429	0.0351	0.0262	0.0425	0.0544	0.0354
Dissolved Beryllium	mg/L	-	-	-	<0.0005	<0.0005	<0.0005	<0.0005	<0.0005	-	< 0.000020	-
Dissolved Bismuth	mg/L	-	-	-	-	-	-	-	-	-	< 0.000010	-
Dissolved Boron	mg/L	-	-	-	0.16	0.39	0.17	0.05	0.01	-	0.09	-
Dissolved Cadmium	mg/L	< 0.000020	< 0.000050	0.0000735	0.00137	0.00231	0.00113	0.00004	0.0002	< 0.00002	0.00008	0.0000646
Dissolved Calcium	mg/L	-	-	-	347	304	264	196	163	-	210	-
Dissolved Chromium	mg/L	< 0.0020	< 0.0010	< 0.00010	<0.0006	<0.0006	0.0008	<0.0006	<0.0006	< 0.0006	< 0.00020	< 0.00010
Dissolved Cobalt	mg/L	-	-	-	-	-	-	-	-	-	0.248	-
Dissolved Copper	mg/L	< 0.00040	10.4	0.281	0.5703	1.059	0.1571	0.3937	0.0281	0.0055	4.43	0.361
Dissolved Iron	mg/L	0.776	0.194	0.0026	<0.01	<0.01	0.02	<0.01	0.07	< 0.01	0.0056	0.0161
Dissolved Lead	mg/L	< 0.00040	0.000132	0.0000764	<0.0003	<0.0003	<0.0003	<0.0003	<0.0003	< 0.00017	0.000236	0.000246
Dissolved Lithium	mg/L	-	-	-	<0.005	<0.005	<0.005	<0.005	<0.005	-	0.002	-
Dissolved Magnesium	mg/L	-	-	-	31.6	28.9	26.2	16.7	26.6	-	16	-
Dissolved Manganese	mg/L	1.55	0.116	0.154	0.1831	0.4166	0.608	0.2079	0.3607	0.9095	0.164	0.381
Dissolved Mercury	mg/L	< 0.00010	< 0.00010	< 0.00010	0.00052	<0.00001	<0.00001	0.0001	<0.00001	< 0.00001	< 0.00010	< 0.00010
Dissolved Molybdenum	mg/L	0.13	0.081	0.0491	0.4996	0.406	0.3291	0.2305	0.1131	0.0556	0.0613	0.0405
Dissolved Nickel	mg/L	0.0048	5.53	0.37	0.1538	0.1569	0.0628	0.1225	0.0418	-	1.16	0.399
Dissolved Phosphorus	mg/L	-	-	-	-	-	-	-	-	-	-	-
Dissolved Potassium	mg/L	-	-	-	97.3	109	84.8	63.9	45.4	-	77	-
Dissolved Selenium	mg/L	0.00087	0.102	0.0315	0.038	0.075	0.0615	0.0045	0.0026	< 0.001	0.0587	0.032
Dissolved Silicon	mg/L	-	-	-	-	-	-	-	-	-	1.82	-
Dissolved Silver	mg/L	< 0.000040	0.00359	0.000343	0.0018	0.0003	<0.0001	0.0007	<0.0001	< 0.0001	0.00187	0.000137
Dissolved Sodium	mg/L	-	-	-	436	603	611	251	190	-	210	-
Dissolved Strontium	mg/L	-	-	-	1.71	1.27	1.22	0.831	0.779	-	0.732	-
Dissolved Tellurium	mg/L	-	-	-	-	-	-	-	-	-	-	-
Dissolved Thallium	mg/L	< 0.000020	< 0.000020	0.0000277	<0.0008	<0.0008	<0.0002	<0.0002	<0.0002	< 0.0002	0.000015	0.000036
Dissolved Thorium	mg/L	-	-	-	-	-	-	-	-	-	-	-
Dissolved Tin	mg/L	-	-	-	<0.001	<0.001	<0.001	<0.001	<0.001	-	< 0.00040	-
Dissolved Titanium	mg/L	-	-	-	0.54	0.3	0.18	<0.01	<0.01	-	< 0.0010	-
Dissolved Uranium	mg/L	-	-	-	0.028	0.012	0.013	0.008	0.008	-	0.00674	-
Dissolved Vanadium	mg/L	-	-	-	<0.0005	<0.0005	<0.0005	<0.0005	0.0008	-	< 0.00040	-
Dissolved Zinc	mg/L	< 0.010	0.0024	0.00014	<0.001	0.003	<0.001	0.004	0.006	0.005	0.00178	0.00169
Dissolved Zirconium	mg/L	-	-	-	-	-	-	-	-	-	< 0.00020	-
Anions												
Bromide	mg/L	-	-	-	2.98	2.46	2.12	1.28	0.86	-	< 1.0	-
Chloride	mg/L	190	310	94	337	335	329	191	65.4	35.9	150	63
Fluoride	mg/L	0.5	0.26	0.24	0.31	0.52	0.5	0.37	0.34	0.32	0.26	0.28
Sulphate (SO4)	mg SO4/L	1200	1000	590	1772	1657	2121	983	639	439	840	530
Nutrients												
Ammonium (N-NH4)	mg N/L	28	32	44	43.6	44.9	32.7	-	-	-	29	16
Total Nitrogen	mg N/L	-	-	-	-	-	-	41.2	15.9	-	-	-
Ammonia-Nitrogen (NH3-NH4)	mg N/L	23	27	36	45	46.9	33.5	27.95	12.5	5.83	24	13
Ammonia (NH3) (non-ionized)	mg N/L	-	-	-	1.4	2	0.78	1.02	-	-	0.43	-
Nitrate and Nitrite	mg N/L	< 0.10	10.2	44.7	-	-	-	-	-	-	7.62	9.01
Nitrate	mg N/L	< 0.10	9.99	44.3	2.81	5.08	4.08	4.88	0.56	8.25	7.38	8.8
Nitrite	mg N/L	0.019	0.253	0.414	0.16	0.12	0.09	0.16	0.05	0.44	0.245	0.211
Orthophosphate	mg P/L	-	0.23	0.011	0.03	0.05	0.01	0.01	0.05	-	0.019	0.017
Total Kjeldahl Nitrogen	mg N/L	-	63	47	91.5	73.9	59.4	-	-	-	43	26
Total Phosphorus	mg P/L	-	< 0.05	-	0.08	0.04	0.08	0.05	0.04	-	0.093	-
Cyanide												
Total Cyanide	mg/L	0.064	2	0.41	0.552	0.173	0.028	0.048	0.02	0.017	0.056	0.044
Free Cyanide	mg/L	0.015	3.9	0.34	-	-	-	-	-	0.003	0.007	0.019
Weak Acid Dissociable Cyanide	mg/L	0.023	1.5	0.38	0.399	0.042	0.019	0.018	0.001	0.002	0.0015	0.018

APPENDIX E
Historical Groundwater Monitoring Program Water Quality Data, 2003 to 2021
Agnico Eagle Mines Limited, Meadowbank Mine, Nunavut

		South Cell / Central Dike	Portage Pit E	Portage Pit E	Portage Pit E	Portage Pit E	Portage Pit E	Portage Pit E	Portage Pit E	Portage Pit E	Portage Pit E	Portage Pit E	Portage Pit E	Portage Pit E	Portage Pit E	Portage Pit E	Portage Pit E	Portage Pit E	Portage Pit E
Station ID		ST-21-South	Pit E3-B2	Pit E3-B2	Pit E3-B6	Pit E3-B6	Pit E3-B7	Pit E3-B7	Pit E4	Pit-E-Seep-North	Pit-E-Seep-SW	Pit E seep	Pit E seep 40m	Pit E-SEEP-f	Pit-E-Seep-North	Pit-E-Seep-North	Pit-E seep-27m	Pit E Seep	MW-IPD-09
Sampling Date		2021-09-22	2015-12-13	2015-12-13	2015-12-17	2016-01-12	2016-07-03	2016-03-01	2016-08-18	2017-09-05	2017-09-05	2017-11-05	2017-11-05	2018-07-18	2018-07-18	2019-07-15	2020-09-17	2021-08-01	2018-07-08
Field Parameters	**Unit**																		
Temperature	degC	-	-	-	-	-	-	-	-	5	8.6	-	-	-	5	14	8.13	9.7	-
pH	-	-	7.66	7.66	7.71	8.14	7.71	-	7.31	8.15	8.3	8.22	-	-	8.05	8.23	7.47	7.96	-
Conductivity	µS/cm	-	307	307	300	1413	300	-	353	1426	438.1	255	-	-	1066	1350	1371	1298	-
Oxygen Reduction Potential	mV	-	-	-	-	-	-	-	-	-68.3	-82.9	-	-	-	-2.2	114.1	70.1	-	-
Turbidity	NTU	-	110.7	110.7	924	9.86	924	-	8.16	2.4	1.88	9.77	-	-	7.31	-	1.32	0.78	-
Salinity	ppt	-	-	-	-	-	-	-	-	-	-	-	-	-	-	0.68	0.69	-	-
Total Dissolved Solids	mg/l	-	-	-	-	-	-	-	-	-	-	-	-	-	-	877.57	685	-	-
Dissolved Oxygen	mg/l	-	-	-	-	-	-	-	-	-	-	-	-	-	-	-	-	10.14	-
Dissolved Oxygen	%	-	-	-	-	-	-	-	-	-	-	-	-	-	-	9.47	>100	98.9	-
General																			
Total Alkalinity	mg CaCO3/L	110	102	102	105	90	74	91	78	152	94	152	94	90	90	73	96.4	91	66
Bicarbonate Alkalinity HCO3	mg CaCO3/L	110	102	102	105	90	74	91	78	152	94	152	94	90	90	73	118	91	66
Carbonate Alkalinity CO3	mg CaCO3/L	< 1.0	<2	<2	<2	<2	<2	<2	<2	<2	<2	<2	<2	<2	<2	<2	<0.60	<0.1	<2
Dissolved Organic Carbon	mg/L	13	3.3	3.3	11.3	4.1	4.4	0.3	0.3	4.8	4.5	4.8	4.5	4.6	4.6	7.9	1.79	1.2	-
Hardness (CaCO3)	mg CaCO3/L	437	115	115	117	103	129	114	96	1214	324	1214	324	775	775	586	619	695	49
Reactive silica	mg/L	6.1	6	6	10	6.9	7	5.4	7.7	8.5	7.6	8.5	7.6	10	10	<0.02	6.8	7.5	11.23
Salinity	ppt	-	-	-	-	-	-	-	-	-	-	-	-	-	-	-	-	-	-
Total Dissolved Solids	mg/L	1100	55	55	185	260	271	-	180	1464	404	1464	404	393	393	786	988	1150	131
Total Organic Carbon	mg/L	13	51	51	10.1	3.6	4.4	2.2	1.9	4.8	4.5	4.8	4.5	4.6	4.6	8.4	1.61	1.3	1.2
Total Suspended Solids	mg/L	11	55	55	855	2	10	<1	19	<1	<1	<1	<1	16	16	56	4.7	60	53
Turbidity	NTU	11	-	-	-	-	-	-	-	-	-	-	-	-	-	-	-	0.2	-
Total Metals																			
Total Aluminium	mg/L	0.121	-	-	-	-	-	-	-	-	-	0.041	0.245	0.081	-	0.013	0.0502	0.302	0.421
Total Antimony	mg/L	0.00362	0.0012	0.0012	0.0014	0.0006	0.0007	<0.0001	0.0002	0.0023	0.0026	0.0023	0.0026	0.0038	0.0038	0.0003	0.00614	0.00116	0.0004
Total Arsenic	mg/L	0.0645	0.0673	0.0673	0.0044	<0.0005	0.0118	<0.0005	0.0175	0.0296	<0.0005	0.0296	<0.0005	0.0008	0.0008	0.0047	0.181	0.127	0.0109
Total Barium	mg/L	0.0374	0.0137	0.0137	0.0087	0.0016	0.0154	<0.0005	0.0063	0.0285	0.1065	0.0285	0.1065	0.0207	0.0207	0.0401	0.0221	0.0307	<0.0005
Total Beryllium	mg/L	< 0.000010	0.0035	0.0035	0.0014	<0.0005	<0.0005	<0.0005	<0.0005	<0.0005	<0.0005	<0.0005	<0.0005	<0.0005	<0.0005	<0.0005	<0.00010	< 0.00010	<0.0005
Total Bismuth	mg/L	0.0000084	-	-	-	-	-	-	-	-	-	-	-	-	-	-	-	-	-
Total Boron	mg/L	0.082	0.19	0.19	0.5	0.24	0.03	0.27	0.09	0.23	<0.01	0.23	<0.01	0.22	0.22	0.08	0.144	0.136	0.02
Total Cadmium	mg/L	0.0000628	0.00032	0.00032	0.00035	<0.00002	0.00007	0.00006	0.00002	0.00035	<0.00002	0.00035	<0.00002	0.00029	0.00029	0.00003	0.0000961	0.000018	<0.00002
Total Calcium	mg/L	134	23.7	23.7	27.4	23.8	29.1	24.8	21	257	76.8	257	76.8	166	166	156	153	185	10.8
Total Chromium	mg/L	0.00181	0.0571	0.0571	0.0355	<0.0006	0.002	0.0013	0.0015	-	-	<0.0006	0.0016	<0.0006	-	0.0007	0.00085	0.0095	0.0014
Total Cobalt	mg/L	0.109	-	-	-	-	-	-	-	-	-	-	-	-	-	-	-	-	-
Total Copper	mg/L	0.47	0.017	0.017	0.0101	<0.0005	<0.0005	<0.0005	0.0006	0.0015	<0.0005	0.0015	<0.0005	0.0012	0.0012	0.0057	0.00056	0.00096	0.0011
Total Iron	mg/L	0.32	42.4	42.4	41.7	0.25	0.61	0.11	0.32	0.24	0.37	0.24	0.37	0.39	0.39	0.02	0.108	0.688	0.72
Total Lead	mg/L	0.00262	0.0222	0.0222	0.0137	<0.0003	<0.0003	<0.0003	<0.0003	<0.0003	<0.0003	<0.0003	<0.0003	<0.0003	<0.0003	<0.0003	0.00009	0.00059	<0.0003
Total Lithium	mg/L	0.00453	0.019	0.019	0.02	<0.005	<0.005	<0.005	0.031	0.008	0.005	0.008	0.005	0.005	0.005	0.015	0.0092	0.0168	0.007
Total Magnesium	mg/L	25.1	13.7	13.7	11.9	10.8	13.9	-	10.7	139	32.3	139	32.3	87.7	87.7	47.9	68.9	56.5	5.41
Total Manganese	mg/L	0.391	0.2411	0.2411	0.1908	0.018	0.0945	0.0175	0.0681	0.2891	0.2214	0.2891	0.2214	0.091	0.091	0.1658	0.145	0.0532	0.0654
Total Mercury	mg/L	< 0.00010	0.00019	0.00019	0.00011	0.00025	<0.0001	0.00018	0.00018	<0.00001	0.00002	<0.00001	0.00002	<0.00001	<0.00001	<0.00001	<0.0000050	< 0.00001	<0.00001
Total Molybdenum	mg/L	0.0414	0.0537	0.0537	0.0654	0.0095	0.0254	0.0097	0.0119	0.1158	0.0163	0.1158	0.0163	0.078	0.078	0.0245	0.0255	0.0214	0.0105
Total Nickel	mg/L	0.418	0.0484	0.0484	0.0397	0.0009	0.0345	0.0017	0.0269	0.1993	0.0337	0.1993	0.0337	0.0643	0.0643	0.0336	0.122	0.0634	0.0141
Total Potassium	mg/L	41.3	3.16	3.16	1.42	1.32	6.24	0.77	2.17	56.6	11.8	56.6	11.8	26.5	26.5	23.2	24.9	23.3	1.2
Total Selenium	mg/L	0.0325	0.004	0.004	0.002	0.006	0.001	0.002	<0.001	0.001	<0.001	0.001	<0.001	0.013	0.013	<0.0005	0.00112	0.00122	<0.001
Total Silicon	mg/L	3.18	-	-	-	-	-	-	-	-	-	-	-	-	-	-	-	-	-
Total Silver	mg/L	0.00021	-	-	-	-	-	-	-	<0.0001	<0.0001	<0.0001	<0.0001	<0.0001	<0.0001	<0.0001	<0.000010	-	<0.0001
Total Sodium	mg/L	132	19.4	19.4	20.9	27.9	16.7	28.6	17	110	17.4	110	17.4	58.3	58.3	20.3	42.7	17.5	18.2
Total Strontium	mg/L	0.592	0.203	0.203	0.204	0.219	0.239	0.239	0.144	1.49	0.334	1.49	0.334	1.56	1.56	1.29	1.03	-	0.131
Total Tellurium	mg/L	-	-	-	-	-	-	-	-	-	-	-	-	-	-	-	-	-	-
Total Thallium	mg/L	0.0000391	<0.005	<0.005	<0.005	<0.005	<0.0008	<0.002	<0.0008	<0.0008	<0.0008	<0.0008	<0.0008	<0.0008	<0.0008	<0.0002	0.000059	0.000204	<0.0008
Total Thorium	mg/L	-	-	-	-	-	-	-	-	-	-	-	-	-	-	-	-	-	-
Total Tin	mg/L	< 0.00020	<0.001	<0.001	<0.001	<0.001	<0.001	<0.001	<0.001	<0.001	<0.001	<0.001	<0.001	<0.001	<0.001	<0.001	<0.00010	< 0.0050	<0.001
Total Titanium	mg/L	0.00311	0.07	0.07	0.04	0.01	0.02	-	0.01	0.21	0.05	0.21	0.05	0.17	0.17	<0.01	0.00078	< 0.0050	<0.01
Total Uranium	mg/L	0.0112	0.018	0.018	0.007	<0.001	0.003	0.001	0.001	0.229	0.028	0.229	0.028	0.08	0.08	0.059	0.05	-	0.002
Total Vanadium	mg/L	0.0003	0.012	0.012	0.013	<0.0005	<0.0005	<0.0005	0.0023	<0.0005	0.0022	<0.0005	0.0022	0.0008	0.0008	0.0006	0.00069	-	<0.0005
Total Zinc	mg/L	0.00336	0.016	0.016	0.015	<0.001	<0.001	-	0.12	0.001	0.004	0.001	0.004	<0.001	<0.001	0.012	<0.0030	<0.0050	0.002
Total Zirconium	mg/L	0.00063	-	-	-	-	-	-	-	-	-	-	-	-	-	-	-	-	-

APPENDIX E
Historical Groundwater Monitoring Program Water Quality Data, 2003 to 2021
Agnico Eagle Mines Limited, Meadowbank Mine, Nunavut

		South Cell / Central Dike	Portage Pit E	Portage Pit E	Portage Pit E	Portage Pit E	Portage Pit E	Portage Pit E	Portage Pit E	Portage Pit E	Portage Pit E	Portage Pit E	Portage Pit E	Portage Pit E	Portage Pit E	Portage Pit E	Portage Pit E	Portage Pit E	Portage Pit E
Station ID		ST-21-South	Pit E3-B2	Pit E3-B2	Pit E3-B6	Pit E3-B6	Pit E3-B7	Pit E3-B7	Pit E4	Pit-E-Seep-North	Pit-E-Seep-SW	Pit E seep	Pit E seep 40m	Pit E-SEEP-f	Pit-E-Seep-North	Pit-E-Seep-North	Pit-E seep-27m	Pit E Seep	MW-IPD-09
Sampling Date		2021-09-22	2015-12-13	2015-12-13	2015-12-17	2016-01-12	2016-07-03	2016-03-01	2016-08-18	2017-09-05	2017-09-05	2017-11-05	2017-11-05	2018-07-18	2018-07-18	2019-07-15	2020-09-17	2021-08-01	2018-07-08
Field Parameters	**Unit**																		
Dissolved Metals																			
Dissolved Aluminum	mg/L	0.00365	-	-	-	-	-	-	-	-	-	<0.006	<0.006	<0.006	-	0.007	0.0032	0.0084	<0.006
Dissolved Antimony	mg/L	0.00358	0.0015	0.0015	0.0016	0.0007	0.0007	-	<0.0001	0.002	0.0025	0.002	0.0025	0.0026	0.0026	0.0003	0.0062	0.00112	0.0009
Dissolved Arsenic	mg/L	0.0593	0.0089	0.0089	<0.0005	<0.0005	0.0082	-	0.0076	0.023	0.008	0.023	0.008	<0.0005	<0.0005	-	0.18	0.124	0.0109
Dissolved Barium	mg/L	0.0366	<0.0005	<0.0005	<0.0005	0.0018	0.0161	-	0.0048	0.0254	0.0906	0.0254	0.0906	0.013	0.013	0.0401	0.0216	0.029	<0.0005
Dissolved Beryllium	mg/L	< 0.000010	-	-	-	-	-	-	-	-	-	<0.0005	<0.0005	<0.0005	-	<0.0005	<0.00010	< 0.00010	<0.0005
Dissolved Bismuth	mg/L	< 0.0000050	-	-	-	-	-	-	-	-	-	-	-	-	-	-	-	-	-
Dissolved Boron	mg/L	0.078	0.21	0.21	0.2	0.23	0.03	-	0.09	0.26	<0.01	0.26	<0.01	0.15	0.15	0.06	0.143	0.117	0.01
Dissolved Cadmium	mg/L	0.0000647	0.00007	0.00007	0.00011	<0.00002	<0.00002	-	<0.00002	0.0003	<0.00002	0.0003	<0.00002	0.00022	0.00022	<0.00002	0.0000996	0.000011	<0.00002
Dissolved Calcium	mg/L	130	-	-	-	-	-	-	-	217	59.9	217	59.9	118	118	154	153	180	9.51
Dissolved Chromium	mg/L	0.00015	<0.0006	<0.0006	0.0036	<0.0006	<0.0006	-	<0.0006	<0.0006	<0.0011	<0.0006	<0.0006	<0.0006	<0.0006	<0.0006	<0.00010	< 0.0010	<0.0006
Dissolved Cobalt	mg/L	0.111	-	-	-	-	-	-	-	-	-	-	-	-	-	-	-		-
Dissolved Copper	mg/L	0.366	<0.0005	<0.0005	<0.0005	<0.0005	<0.0005	-	<0.0005	0.0013	0.0017	0.0013	0.0017	0.0011	0.0011	0.0045	0.00051	0.00063	<0.0005
Dissolved Iron	mg/L	0.014	<0.01	<0.01	<0.01	0.11	0.04	-	<0.01	0.1	0.01	0.1	0.01	0.05	0.05	<0.01	<0.010	< 0.0050	<0.01
Dissolved Lead	mg/L	0.000227	<0.0003	<0.0003	<0.0003	<0.0003	<0.0003	-	<0.0003	<0.0003	<0.0003	<0.0003	<0.0003	<0.0003	<0.0003	<0.0003	<0.000050	< 0.00020	<0.0003
Dissolved Lithium	mg/L	0.00418	<0.005	<0.005	<0.005	0.005	<0.005	-	<0.005	0.009	0.005	0.009	0.005	<0.005	<0.005	0.014	0.0078	0.0118	<0.005
Dissolved Magnesium	mg/L	27	-	-	-	-	-	-	-	110	25.1	110	25.1	62.9	62.9	45.6	57.5	58	4.4
Dissolved Manganese	mg/L	0.375	0.0126	0.0126	0.014	0.0174	0.0945	-	0.0594	0.2469	0.1595	0.2469	0.1595	0.0607	0.0607	0.1519	0.133	0.0337	0.0625
Dissolved Mercury	mg/L	< 0.00010	0.00021	0.00021	0.00051	0.00023	<0.0001	-	0.00019	<0.00001	0.00009	<0.00001	0.00009	0.00001	0.00001	<0.00001	<0.0000050	< 0.00001	<0.00001
Dissolved Molybdenum	mg/L	0.0413	0.0386	0.0386	0.0354	0.0095	0.026	-	0.0117	0.1027	0.0149	0.1027	0.0149	0.0544	0.0544	0.0213	0.0234	0.0214	0.0115
Dissolved Nickel	mg/L	0.406	0.0122	0.0122	0.0067	0.0007	0.0311	-	0.0259	0.1699	0.0332	0.1699	0.0332	0.0444	0.0444	0.0315	0.109	0.0599	0.0124
Dissolved Phosphorus	mg/L	-	-	-	-	-	-	-	-	-	-	-	-	-	-	-	-	-	-
Dissolved Potassium	mg/L	44	-	-	-	-	-	-	-	49.5	11.1	49.5	11.1	19	19	22.3	23.7	22	1.12
Dissolved Selenium	mg/L	0.0329	0.003	0.003	<0.001	<0.001	<0.001	-	<0.001	0.002	0.001	0.002	0.001	0.008	0.008	<0.0005	0.00129	0.00117	<0.001
Dissolved Silicon	mg/L	2.85	-	-	-	-	-	-	-	-	-	-	-	-	-	-	-	-	-
Dissolved Silver	mg/L	0.000149	-	-	-	-	-	-	-	<0.0001	<0.0001	<0.0001	<0.0001	<0.0001	<0.0001	<0.0001	<0.000010	-	<0.0001
Dissolved Sodium	mg/L	140	-	-	-	-	-	-	-	90.1	13.6	90.1	13.6	41.4	41.4	19.5	36.6	17	17
Dissolved Strontium	mg/L	0.593	0.169	0.169	0.157	0.22	0.188	-	0.138	1.55	0.371	1.55	0.371	1.39	1.39	1.19	0.926	-	0.113
Dissolved Tellurium	mg/L	-	-	-	-	-	-	-	-	-	-	-	-	-	-	-	-	-	-
Dissolved Thallium	mg/L	0.0000346	<0.005	<0.005	<0.005	<0.005	<0.0008	-	<0.0008	<0.0008	<0.0008	<0.0008	<0.0008	<0.0008	<0.0008	<0.0002	0.000053	0.000196	<0.0008
Dissolved Thorium	mg/L	-	-	-	-	-	-	-	-	-	-	-	-	-	-	-	-	-	-
Dissolved Tin	mg/L	< 0.00020	<0.001	<0.001	<0.001	<0.001	<0.001	-	<0.001	<0.001	<0.001	<0.001	<0.001	<0.001	<0.001	<0.001	<0.00010	< 0.0050	<0.001
Dissolved Titanium	mg/L	< 0.00050	0.01	0.01	0.01	0.01	0.02	-	0.01	0.17	0.04	0.17	0.04	0.12	0.12	<0.01	<0.00030	< 0.0050	<0.01
Dissolved Uranium	mg/L	0.0108	0.011	0.011	0.007	<0.001	0.003	-	0.001	0.196	0.024	0.196	0.024	0.058	0.058	0.056	0.0471	-	0.001
Dissolved Vanadium	mg/L	< 0.00020	<0.0005	<0.0005	<0.0005	<0.0005	<0.0005	-	<0.0005	<0.0005	0.0008	<0.0005	0.0008	<0.0005	<0.0005	0.0005	<0.00050	-	<0.0005
Dissolved Zinc	mg/L	0.00193	<0.001	<0.001	<0.001	<0.001	<0.001	-	0.098	<0.001	0.002	<0.001	0.002	<0.001	<0.001	0.008	0.001	< 0.0050	<0.001
Dissolved Zirconium	mg/L	< 0.00010	-	-	-	-	-	-	-	-	-	-	-	-	-	-	-	-	-
Anions																			
Bromide	mg/L	< 1.0	-	-	-	-	-	-	-	-	-	1.66	0.34	0.92	-	0.89	0.58	-	0.04
Chloride	mg/L	60	19.7	19.7	19.1	53.5	8.4	61	8.8	175	26.8	175	26.8	90.8	90.8	<0.5	84.3	84	2.5
Fluoride	mg/L	0.29	-	-	-	-	-	-	-	0.48	0.42	0.48	0.42	0.79	0.79	0.02	0.27	0.26	0.99
Sulphate (SO4)	mg SO4/L	580	9.5	9.5	13.3	15	89	14.7	45.1	702	132	702	132	682	682	<0.6	465	440	38.9
Nutrients																			
Ammonium (N-NH4)	mg N/L	16	-	-	-	-	-	-	-	6.45	0.13	6.45	0.13	1.63	1.63	-	-	-	-
Total Nitrogen	mg N/L	-	-	-	-	-	-	-	-	-	-	-	-	-	-	1.07	-	< 0.061	-
Ammonia-Nitrogen (NH3-NH4)	mg N/L	13	-	-	-	-	-	-	-	-	-	6.5	0.13	1.66	-	0.8	0.37	< 0.050	0.05
Ammonia (NH3) (non-ionized)	mg N/L	0.13	<0.01	<0.01	<0.01	<0.01	0.06	<0.01	0.01	0.05	<0.01	0.05	<0.01	0.03	0.03	0.02	-	-	<0.01
Nitrate and Nitrite	mg N/L	8.75	-	-	-	-	-	-	-	-	-	-	-	-	-	-	-	11.3	-
Nitrate	mg N/L	8.55	-	-	-	-	-	-	-	-	-	43.8	11.9	46.4	-	10.6	18	11.3	0.16
Nitrite	mg N/L	0.2	<0.01	<0.01	<0.01	0.01	0.3	<0.01	0.02	0.35	0.02	0.35	0.02	0.49	0.49	0.19	0.119	< 0.010	0.04
Orthophosphate	mg P/L	0.019	<0.01	<0.01	<0.01	0.01	0.01	0.01	0.01	0.02	0.01	0.02	0.01	0.01	0.01	<0.01	0.0043	0.029	0.05
Total Kjeldahl Nitrogen	mg N/L	22	<0.05	<0.05	8.55	0.13	3.78	0.2	0.34	6.5	1.4	6.5	1.4	<0.05	<0.05	-	0.26	< 0.50	0.22
Total Phosphorus	mg P/L	0.018	1.05	1.05	0.97	<0.01	0.14	<0.01	0.02	<0.04	<0.04	<0.04	<0.04	0.02	0.02	0.06	0.0035	0.01	0.02
Cyanide																			
Total Cyanide	mg/L	0.046	<0.005	<0.005	<0.005	0.005	0.031	-	<0.005	0.044	0.013	0.044	0.013	0.021	0.021	0.008	0.0037	< 0.0050	<0.001
Free Cyanide	mg/L	0.018	<0.005	<0.005	<0.005	<0.005	-	0.008	-	-	-	-	-	-	-	-	<0.0010	0.0025	-
Weak Acid Dissociable Cyanide	mg/L	0.015	-	-	-	-	-	-	-	0.019	0.008	0.019	0.008	0.005	0.005	0.002	0.0012	0.0014	<0.001

APPENDIX E
Historical Groundwater Monitoring Program Water Quality Data, 2003 to 2021
Agnico Eagle Mines Limited, Meadowbank Mine, Nunavut

		Portage Pit E	Portage Pit E	Portage Pit E	Portage Pit E	Portage Pit E	Portage Pit E	Portage Pit E	Portage Pit E	Portage Pit E	Portage Pit E	Portage Pit E	Portage Pit E	Portage Pit A	Portage Pit A	Portage Pit A	Portage Pit A	Portage Pit A	Portage Pit A
Station ID		MW-IPD-09 Dup	MW-IPD-09	MW-IPD-09	MW-IPD-09	MW-IPD-09	MW-IPD-09	MW-IPD-09	MW-IPD-09	MW-IPD-09	MW-IPD-09	MW-IPD-09	MW-IPD-09	MW-03-03	MW-03-03	MW-03-03	Pit A Seep E	Pit A-Seep-North	Pit-A-Seep-East
Sampling Date		2018-07-08	2019-07-12	2019-07-12	2018-09-10	2019-10-09	2019-10-09	2020-09-10	2020-09-10	2021-07-20	2021-07-20	2021-09-06	2021-09-06	2004-08-09	2004-08-09	2003-09-25	2017-11-05	2018-07-18	2019-07-16
Field Parameters	**Unit**																		
Temperature	degC	-	-	-	-	-	-	17.35	-	19.27	-	18.06	-	10.3	-	2.2	-	-	18.6
pH	-	-	-	-	-	-	-	8.31	-	7.86	-	8.27	-	7.77	-	8.63	-	-	7.64
Conductivity	µS/cm	-	-	-	-	160	-	204	-	221	-	213	-	627	-	350	-	-	972
Oxygen Reduction Potential	mV	-	-	-	-	-222.6	-	-263.4	-	-178	-	-232	-	3	-	79.9	-	-	80.8
Turbidity	NTU	-	-	-	-	-	-	2.04	-	0	-	1.4	-	-	-	-	-	-	-
Salinity	ppt	-	-	-	-	-	-	0.1	-	-	-	0	-	-	-	-	-	-	0.48
Total Dissolved Solids	mg/l	-	-	-	-	125.45	-	101	-	144	-	138	-	-	-	-	-	-	630.5
Dissolved Oxygen	mg/l	-	-	-	-	-	-	2.1	-	0	-	0	-	-	-	-	-	-	-
Dissolved Oxygen	%	-	-	-	-	35.1	-	21	-	-	-	-	-	-	-	-	-	-	2.57
General																			
Total Alkalinity	mg CaCO3/L	66	30	50	64	54	49	70.1	71.6	68	69	71	71	133	-	93.8	86	83	24
Bicarbonate Alkalinity HCO3	mg CaCO3/L	66	30	50	64	54	49	85.5	87.4	67	69	70	70	162	-	114	86	83	24
Carbonate Alkalinity CO3	mg CaCO3/L	<2	<2	<2	<2	<2	49	<0.60	<0.60	<1.0	<1.0	<1.0	<1.0	<0.5	-	<0.5	<2	<2	<2
Dissolved Organic Carbon	mg/L	-	0.96	0.99	0.8	1	2.4	1.11	1.39	1.1	0.96	0.83	0.81	-	-	-	3.1	5.2	0.81
Hardness (CaCO3)	mg CaCO3/L	71	52	55	46	68	72	65.4	73.6	65.3	65.7	62.6	62.2	213	-	140	557	692	464
Reactive silica	mg/L	11.01	10.9	10.9	10.4	6.3	6.7	9.5	9.4	11	11	9.9	10	-	-	-	4.6	5	5.5
Salinity	ppt	-	-	-	-	-	-	-	-	-	-	<2.0	<2.0	-	-	-	-	-	-
Total Dissolved Solids	mg/L	132	131	120	108	114	115	143	122	105	95	140	125	239	-	254	602	1222	546
Total Organic Carbon	mg/L	1.6	0.91	1.1	1.7	1.1	1	0.84	1.01	0.87	0.89	0.82	0.81	-	-	-	3.1	5.2	0.74
Total Suspended Solids	mg/L	43	32	31	2	14	9	<1.0	<1.0	<1	1	<1	<1	1	-	-	<1	4	2
Turbidity	NTU	-	-	-	-	-	-	-	-	0.2	0.3	0.1	<0.1	-	-	-	-	-	-
Total Metals																			
Total Aluminium	mg/L	0.702	<0.005	<0.005	0.039	0.25	0.26	0.008	0.0078	0.00454	0.00477	0.00549	0.00486	-	-	-	0.095	0.084	0.021
Total Antimony	mg/L	0.0004	0.0001	<0.0001	<0.0001	<0.001	<0.001	<0.00010	0.00012	0.000044	0.000044	0.000026	0.000033	0.0002	-	0.002	0.0026	0.0045	0.0011
Total Arsenic	mg/L	0.0174	0.0063	0.0063	0.0128	0.019	0.02	0.023	0.0233	0.0276	0.0278	0.0231	0.0232	0.015	-	0.004	<0.0005	<0.0005	<0.0005
Total Barium	mg/L	<0.0005	0.0049	0.0057	0.0031	0.0031	0.0029	0.00218	0.00225	0.00188	0.00185	0.00196	0.00154	0.05	-	0.02	0.0215	0.0677	0.0108
Total Beryllium	mg/L	<0.0005	<0.0005	<0.0005	<0.0005	<0.002	<0.002	<0.00010	<0.00010	<0.000010	<0.000010	<0.000010	<0.000010	<0.0002	-	<0.001	<0.0005	<0.0005	<0.0005
Total Bismuth	mg/L	-	-	-	-	-	-	-	-	<0.0000050	<0.0000050	<0.0000050	<0.0000050	<0.0002	-	<0.001	-	-	-
Total Boron	mg/L	0.03	0.02	0.01	0.03	0.12	0.12	0.087	0.089	0.086	0.088	0.09	0.092	0.19	-	0.09	<0.01	0.04	<0.01
Total Cadmium	mg/L	<0.00002	<0.00002	<0.00002	<0.00002	<0.0002	<0.0002	<0.0000050	0.0000076	<0.0000050	<0.0000050	<0.0000050	<0.0000050	0.00006	-	<0.0002	0.00037	0.00135	<0.00002
Total Calcium	mg/L	16.7	13.3	13.7	10.2	15	16	16.5	17	15	14.9	15.1	14.9	47.7	-	28	128	152	112
Total Chromium	mg/L	0.0026	<0.0006	<0.0006	<0.0006	<0.005	0.0056	0.00019	0.0002	0.00015	0.00018	<0.00010	0.00013	0.001	-	<0.001	0.0012	<0.0006	0.0009
Total Cobalt	mg/L	-	-	-	-	-	-	-	-	0.0000287	0.0000278	0.0000171	0.0000182	0.0004	-	<0.001	-	-	-
Total Copper	mg/L	0.0016	<0.0005	<0.0005	<0.0005	<0.001	<0.001	<0.00050	<0.00050	<0.000050	<0.000050	<0.000050	<0.000050	0.0014	-	<0.001	<0.0005	0.0008	0.0008
Total Iron	mg/L	0.91	<0.01	<0.01	0.16	0.86	0.9	0.182	0.181	0.227	0.227	0.184	0.182	0.46	-	<0.05	0.27	0.18	<0.01
Total Lead	mg/L	<0.0003	<0.0003	<0.0003	<0.0003	<0.0005	<0.0005	<0.000050	0.000117	0.0000137	0.0000147	0.0000195	0.0000207	0.0006	-	0.001	<0.0003	<0.0003	<0.0003
Total Lithium	mg/L	<0.005	<0.005	<0.005	<0.005	<0.01	<0.01	0.0024	0.0027	0.00205	0.00205	0.00215	0.00217	0.0092	-	0.007	<0.005	<0.005	0.006
Total Magnesium	mg/L	7.35	4.74	5.24	5.06	7.5	8	7.3	7.49	6.83	7.02	6.85	6.81	23.5	-	18	57.8	76.1	45
Total Manganese	mg/L	0.0969	0.0721	0.084	0.0346	0.052	0.054	0.0465	0.0475	0.0483	0.0494	0.0352	0.0349	0.131	-	0.11	0.0253	0.0925	0.1601
Total Mercury	mg/L	<0.00001	<0.00001	<0.00001	<0.00001	<0.0001	<0.0001	<0.0000050	<0.0000050	<0.00001	<0.00001	<0.00001	<0.00001	<0.00002	-	<0.00002	<0.00001	<0.00001	<0.00001
Total Molybdenum	mg/L	0.0126	0.0087	0.0095	0.0091	0.013	0.014	0.0119	0.0125	0.0118	0.012	0.012	0.0121	0.093	-	0.056	0.1336	0.3287	0.0782
Total Nickel	mg/L	0.018	0.0009	0.0008	0.0007	0.0024	0.0025	<0.00050	<0.00050	0.000862	0.000871	0.000262	0.000277	0.0024	-	0.003	0.0113	0.008	0.0379
Total Potassium	mg/L	1.77	0.97	1.13	0.8	1.1	1.2	0.933	0.966	0.996	1.03	0.947	0.935	2.65	-	3.51	14.7	12.1	11.6
Total Selenium	mg/L	<0.001	<0.0005	<0.0005	<0.0005	<0.003	<0.003	<0.000050	0.000054	<0.000040	<0.000040	<0.000040	<0.000040	<0.0002	-	<0.001	<0.001	0.006	0.0033
Total Silicon	mg/L	-	-	-	-	-	-	-	-	4.29	4.22	4.76	4.71	5.96	-	3.78	-	-	-
Total Silver	mg/L	<0.0001	<0.0001	<0.0001	<0.0001	<0.001	<0.001	<0.000010	<0.000010	<0.0000050	<0.0000050	<0.0000050	<0.0000050	0.0001	-	<0.0001	<0.0001	<0.0001	<0.0001
Total Sodium	mg/L	27.8	13.4	14.9	14.4	20	21	18	18.5	16.6	17	17	17.2	33.6	-	17.6	27.7	37.2	10.9
Total Strontium	mg/L	0.126	0.113	0.124	0.101	0.13	0.13	0.136	0.14	0.125	0.126	0.132	0.131	0.581	-	0.26	0.424	0.816	0.521
Total Tellurium	mg/L	-	-	-	-	-	-	-	-	-	-	-	-	<0.0002	-	<0.001	-	-	-
Total Thallium	mg/L	<0.0008	<0.0002	<0.0002	<0.0002	<0.002	<0.002	<0.000010	<0.000010	<0.0000020	<0.0000020	<0.0000020	<0.0000020	<0.00002	-	<0.0001	<0.0008	<0.0008	<0.0002
Total Thorium	mg/L	-	-	-	-	-	-	-	-	-	-	-	-	<0.0001	-	<0.0005	-	-	-
Total Tin	mg/L	<0.001	<0.001	<0.001	<0.001	<0.002	<0.002	<0.00010	<0.00010	<0.00020	<0.00020	<0.00020	<0.00020	<0.0002	-	<0.001	<0.001	<0.001	<0.001
Total Titanium	mg/L	0.01	<0.01	<0.01	0.01	<0.01	<0.01	<0.00030	<0.00030	<0.00050	<0.00050	<0.00050	<0.00050	0.0045	-	<0.001	0.1	0.16	<0.01
Total Uranium	mg/L	0.002	<0.001	<0.001	<0.001	<0.001	<0.001	0.000223	0.000224	0.000455	0.000454	0.000197	0.000202	0.0088	-	0.012	0.084	0.156	0.01
Total Vanadium	mg/L	<0.0005	<0.0005	<0.0005	<0.0005	<0.002	<0.002	<0.00050	<0.00050	<0.00020	<0.00020	<0.00020	<0.00020	0.0002	-	<0.001	<0.0005	<0.0005	<0.0005
Total Zinc	mg/L	0.006	<0.001	<0.001	<0.001	<0.007	<0.007	<0.0030	<0.0030	0.00059	0.00054	0.00054	0.00049	0.006	-	<0.005	<0.001	<0.001	0.008
Total Zirconium	mg/L	-	-	-	-	-	-	-	-	<0.00010	<0.00010			<0.002	-	<0.001	-	-	-

APPENDIX E
Historical Groundwater Monitoring Program Water Quality Data, 2003 to 2021
Agnico Eagle Mines Limited, Meadowbank Mine, Nunavut

		Portage Pit E	Portage Pit E	Portage Pit E	Portage Pit E	Portage Pit E	Portage Pit E	Portage Pit E	Portage Pit E	Portage Pit E	Portage Pit E	Portage Pit E	Portage Pit E	Portage Pit A	Portage Pit A	Portage Pit A	Portage Pit A	Portage Pit A	Portage Pit A
Station ID		MW-IPD-09 Dup	MW-IPD-09	MW-IPD-09	MW-IPD-09	MW-IPD-09	MW-IPD-09	MW-IPD-09	MW-IPD-09	MW-IPD-09	MW-IPD-09	MW-IPD-09	MW-IPD-09	MW-03-03	MW-03-03	MW-03-03	Pit A Seep E	Pit A-Seep-North	Pit-A-Seep-East
Sampling Date		2018-07-08	2019-07-12	2019-07-12	2018-09-10	2019-10-09	2019-10-09	2020-09-10	2020-09-10	2021-07-20	2021-07-20	2021-09-06	2021-09-06	2004-08-09	2004-08-09	2003-09-25	2017-11-05	2018-07-18	2019-07-16
Field Parameters	**Unit**																		
Dissolved Metals																			
Dissolved Aluminum	mg/L	<0.006	<0.005	<0.005	0.005	<0.03	<0.03	0.002	0.0017	0.00206	0.00251	0.00174	0.00166	-	-	-	<0.006	<0.006	0.011
Dissolved Antimony	mg/L	0.0008	0.0001	<0.0001	<0.0001	<0.003	<0.003	<0.00010	<0.00010	0.000043	0.000043	0.000028	0.000024	<0.0002	-	0.002	0.0021	0.004	0.0005
Dissolved Arsenic	mg/L	0.0124	0.0063	0.0063	0.0126	0.014	0.014	0.0217	0.0221	0.0272	0.0274	0.022	0.0221	0.013	-	0.004	<0.0005	<0.0005	<0.0005
Dissolved Barium	mg/L	<0.0005	0.0049	0.0057	0.002	<0.02	<0.02	0.0024	0.00242	0.00184	0.0018	0.00171	0.00179	0.048	-	0.018	0.0193	0.0585	0.0115
Dissolved Beryllium	mg/L	<0.0005	<0.0005	<0.0005	<0.0005	<0.002	<0.002	<0.00010	<0.00010	<0.000010	<0.000010	<0.000010	<0.000010	-	-	-	<0.0005	<0.0005	<0.0005
Dissolved Bismuth	mg/L	-	-	-	-	-	-	-	-	<0.0000050	<0.0000050	<0.0000050	<0.0000050	<0.0002	-	<0.001	-	-	-
Dissolved Boron	mg/L	0.01	0.02	0.01	0.04	0.1	0.12	0.083	0.092	0.087	0.085	0.09	0.089	0.17	-	0.08	0.01	0.02	<0.01
Dissolved Cadmium	mg/L	<0.00002	<0.00002	<0.00002	<0.00002	<0.001	<0.001	<0.0000050	<0.0000050	<0.0000050	<0.0000050	<0.0000050	<0.0000050	0.00004	-	<0.0002	0.00037	0.00119	0.00003
Dissolved Calcium	mg/L	12.6	13.3	13.7	9.78	15	16	15.8	16.4	15.9	15.2	14.3	14.3	47.1	-	26.3	96.7	127	96.2
Dissolved Chromium	mg/L	<0.0006	<0.0006	<0.0006	<0.0006	<0.005	-	<0.00010	<0.00010	0.00013	0.00013	<0.00010	<0.00010	0.0003	-	<0.001	<0.0006	0.0011	<0.0006
Dissolved Cobalt	mg/L	-	-	-	-	-	-	-	-	0.0000219	0.0000225	0.0000142	0.0000137	0.0003	-	<0.001	-	-	-
Dissolved Copper	mg/L	<0.0005	<0.0005	<0.0005	<0.0005	<0.003	<0.003	<0.00020	<0.00020	<0.000050	<0.000050	<0.000050	<0.000050	0.0002	-	<0.001	0.0006	0.0009	0.0008
Dissolved Iron	mg/L	<0.01	<0.01	<0.01	0.1	<0.1	<0.1	0.083	0.096	0.211	0.207	0.169	0.166	<0.01	-	<0.05	0.01	0.02	<0.01
Dissolved Lead	mg/L	<0.0003	<0.0003	<0.0003	<0.0003	<0.001	<0.001	<0.000050	<0.000050	<0.0000050	<0.0000050	0.0000055	<0.0000050	<0.0002	-	<0.001	<0.0003	<0.0003	<0.0003
Dissolved Lithium	mg/L	<0.005	<0.005	<0.005	<0.005	<0.1	<0.1	0.0021	0.0025	0.00221	0.00207	0.00206	0.00197	0.0081	-	0.007	<0.005	<0.005	0.005
Dissolved Magnesium	mg/L	5.38	4.74	5.24	4.88	7.1	8	6.32	7.91	7.18	7.04	6.55	6.47	22.4	-	17.1	41	59.7	37.4
Dissolved Manganese	mg/L	0.0786	0.0721	0.084	0.034	0.046	0.048	0.0451	0.0488	0.0491	0.0491	0.0323	0.0317	0.13	-	0.1	0.0151	0.075	0.1365
Dissolved Mercury	mg/L	<0.00001	<0.00001	<0.00001	<0.00001	<0.0001	<0.0001	<0.0000050	<0.0000050	<0.00001	<0.00001	<0.00001	<0.00001	<0.02	-	<0.00002	<0.00001	<0.00001	<0.00001
Dissolved Molybdenum	mg/L	0.0118	0.0087	0.0095	0.0095	0.012	0.013	0.012	0.0123	0.0118	0.0119	0.0113	0.011	0.09	-	0.052	0.1089	0.2837	0.0638
Dissolved Nickel	mg/L	0.0134	0.0009	0.0008	0.0006	<0.01	<0.01	<0.00050	<0.00050	0.000783	0.000786	0.000179	0.000197	0.0018	-	0.003	0.0087	0.0054	0.0303
Dissolved Phosphorus	mg/L	-	-	-	-	-	-	-	-	0.0222	0.0216	-	-	<0.03	-	0.07	-	-	-
Dissolved Potassium	mg/L	1.46	0.97	1.13	0.62	1.1	1.2	0.964	1.08	1.05	1.04	0.884	0.851	2.64	-	3.33	11.8	10	9.68
Dissolved Selenium	mg/L	<0.001	<0.0005	<0.0005	<0.0005	<0.001	<0.001	0.000072	0.000092	<0.000040	<0.000040	<0.000040	<0.000040	<0.0002	-	<0.001	0.002	0.004	0.0028
Dissolved Silicon	mg/L	-	-	-	-	-	-	-	-	4.23	4.28	4.48	4.42	5.7	-	3.62	-	-	-
Dissolved Silver	mg/L	<0.0001	<0.0001	<0.0001	<0.0001	<0.0003	<0.0003	<0.000010	<0.000010	<0.0000050	<0.0000050	<0.0000050	<0.0000050	<0.00005	-	<0.0001	<0.0001	<0.0001	<0.0001
Dissolved Sodium	mg/L	21.1	13.4	14.9	14.4	20	21	16.8	20.4	17.5	17.4	16.9	16.6	32	-	16.5	20.2	27.1	9.16
Dissolved Strontium	mg/L	0.121	0.113	0.124	0.098	0.13	0.13	0.141	0.149	0.125	0.125	0.123	0.122	0.556	-	0.24	0.446	0.768	0.427
Dissolved Tellurium	mg/L	-	-	-	-	-	-	-	-	-	-	-	-	<0.0002	-	<0.001	-	-	-
Dissolved Thallium	mg/L	<0.0008	<0.0002	<0.0002	<0.0002	<0.01	<0.01	<0.000010	<0.000010	<0.0000020	<0.0000020	<0.0000020	<0.0000020	<0.00002	-	<0.0001	<0.0008	<0.0008	<0.0002
Dissolved Thorium	mg/L	-	-	-	-	-	-	-	-	-	-	-	-	<0.0001	-	<0.0005	-	-	-
Dissolved Tin	mg/L	<0.001	<0.001	<0.001	<0.001	<0.05	<0.05	<0.00010	<0.00010	<0.00020	<0.00020	<0.00020	<0.00020	<0.0002	-	<0.001	<0.001	<0.001	<0.001
Dissolved Titanium	mg/L	0.01	<0.01	<0.01	0.01	<0.05	0.01	<0.00030	<0.00030	<0.00050	<0.00050	<0.00050	<0.00050	0.0003	-	<0.001	0.07	0.13	<0.01
Dissolved Uranium	mg/L	0.001	<0.001	<0.001	<0.001	-	-	0.000201	0.000205	0.000465	0.000446	0.000197	0.000195	0.0087	-	0.012	0.068	0.134	0.009
Dissolved Vanadium	mg/L	<0.0005	<0.0005	<0.0005	<0.0005	<0.01	0.02	<0.00050	<0.00050	<0.00020	<0.00020	<0.00020	<0.00020	<0.0002	-	<0.001	<0.0005	<0.0005	<0.0005
Dissolved Zinc	mg/L	0.001	<0.001	<0.001	<0.001	<0.005	<0.005	0.0015	<0.0010	0.00135	0.00178	0.00018	0.00015	0.004	-	<0.005	0.003	<0.001	0.004
Dissolved Zirconium	mg/L	-	-	-	-	-	-	-	-	<0.00010	<0.00010	<0.00010	<0.00010	<0.002	-	<0.001	-	-	-
Anions																			
Bromide	mg/L	0.04	0.02	<0.01	0.02	-	-	<0.10	<0.10	0.028	0.029	0.025	0.038	-	-	-	0.23	0.46	0.12
Chloride	mg/L	2.8	1.8	2.1	1.8	1.8	1.7	1.52	1.62	2.4	2.3	1.8	1.9	121	-	50.4	12	60.1	5.8
Fluoride	mg/L	0.91	0.94	0.93	1.01	1.07	1.06	0.986	1.1	1	1.1	1.1	1.1	0.38	-	0.46	0.29	0.24	0.21
Sulphate (SO4)	mg SO4/L	39.2	33.1	33.5	25	29	28.8	34.8	36.4	37	36	35	35	6.2	-	26.6	226	615	447
Nutrients																			
Ammonium (N-NH4)	mg N/L	-	-	-	0.04	-	-	-	-	<0.0016	<0.0016	<0.05	<0.05	-	-	-	0.05	1.88	-
Total Nitrogen	mg N/L	-	0.14	0.1	-	0.13	0.3	-	-	-	-	-	-	-	-	-	-	-	0.3
Ammonia-Nitrogen (NH3-NH4)	mg N/L	0.1	0.05	0.07	0.04	0.04	0.045	0.042	0.056	0.054	0.052	0.049	0.047	-	-	-	0.05	1.92	0.025
Ammonia (NH3) (non-ionized)	mg N/L	<0.01	<0.01	<0.01	<0.01	<0.01	<0.01	-	-	<0.0016	<0.0016	<0.0037	<0.0037	-	-	-	<0.01	0.04	<0.01
Nitrate and Nitrite	mg N/L	-	-	-	-	-	-	-	-	<0.10	<0.10	<0.10	<0.10	<0.05	<0.01	0.15	-	-	-
Nitrate	mg N/L	0.17	<0.01	<0.01	<0.01	0.013	0.014	<0.020	<0.020	<0.10	<0.10	<0.10	<0.10	-	-	-	38.5	20.6	4.99
Nitrite	mg N/L	0.04	0.01	0.01	<0.01	0.04	0.05	<0.010	<0.010	<0.010	<0.010	<0.010	<0.010	<0.002	-	0.003	0.01	0.25	<0.01
Orthophosphate	mg P/L	0.05	0.05	0.04	0.03	0.02	0.02	0.0207	0.02	0.024	0.023	0.028	0.029	-	-	-	0.02	<0.01	<0.01
Total Kjeldahl Nitrogen	mg N/L	0.29	-	-	0.05	-	-	<0.20	<0.20	0.1	<0.10	<0.10	<0.10	0.2	0.2	-	1.8	1.35	-
Total Phosphorus	mg P/L	0.01	0.03	0.02	0.06	0.02	0.03	0.0296	0.0284	0.016	0.017	0.023	0.022	0.065	0.1	0.07	<0.04	0.03	0.02
Cyanide																			
Total Cyanide	mg/L	<0.001	0.002	0.002	<0.001	<0.001	<0.001	<0.0010	<0.0010	<0.0050	<0.0050	<0.0050	<0.0050	<0.01	<0.01	-	0.003	0.025	0.001
Free Cyanide	mg/L	-	-	-	-	-	-	<0.0010	<0.0010	<0.0010	<0.0010	<0.0010	<0.0010	<0.1	<0.1	-	-	-	-
Weak Acid Dissociable Cyanide	mg/L	<0.001	0.003	0.002	<0.001	<0.001	<0.001	<0.0010	<0.0010	<0.0010	<0.0010	0.0016	<0.0010	-	-	-	0.002	0.008	<0.001

APPENDIX E
Historical Groundwater Monitoring Program Water Quality Data, 2003 to 2021
Agnico Eagle Mines Limited, Meadowbank Mine, Nunavut

		Portage Pit A	Stormwater Management Pond				
Station ID		**Pit A Seep**	**SWMP**	**SWMP**	**SWMP**	**SWMP**	**SWMP**
Sampling Date		**2021-08-01**	**2018-07-09**	**2019-07-15**	**2020-09-17**	**2021-07-25**	**2021-09-08**
Field Parameters	**Unit**						
Temperature	degC	9.3	-	-	10.22	7.5	8.8
pH	-	7.72	-	-	10.42	9.75	10.11
Conductivity	µS/cm	960	-	-	1377	491	568
Oxygen Reduction Potential	mV	-	-	-	-1.6	-	-
Turbidity	NTU	0.81	-	-	71.5	25.4	50.3
Salinity	ppt	-	-	-	0.7	-	-
Total Dissolved Solids	mg/l	-	-	-	689	-	-
Dissolved Oxygen	mg/l	9.38	-	-	-	-	-
Dissolved Oxygen	%	92	-	-	>100	-	-
General							
Total Alkalinity	mg CaCO3/L	35	129	74	87	99	77
Bicarbonate Alkalinity HCO3	mg CaCO3/L	35	<2	6	72	89	61
Carbonate Alkalinity CO3	mg CaCO3/L	< 1.0	128	67	16.8	9.3	15
Dissolved Organic Carbon	mg/L	0.91	-	26	36.5	27	30
Hardness (CaCO3)	mg CaCO3/L	510	134	113	218	208	216
Reactive silica	mg/L	8.7	13.52	7.56	3.5	4.6	3.0
Salinity	ppt	-	-	-	-	-	-
Total Dissolved Solids	mg/L	865	293	271	541	380	390
Total Organic Carbon	mg/L	0.76	66.1	22	50.9	48	66
Total Suspended Solids	mg/L	1	28	37	76.7	56	110
Turbidity	NTU	<0.1	-	-	-	17	22
Total Metals							
Total Aluminium	mg/L	0.0336	0.229	0.038	0.173	0.756	0.173
Total Antimony	mg/L	0.00072	0.0002	<0.0001	0.00046	0.000752	0.000592
Total Arsenic	mg/L	0.00147	0.004	0.0064	0.0161	0.0423	0.0294
Total Barium	mg/L	0.0106	0.0195	0.004	0.0336	0.0242	0.0226
Total Beryllium	mg/L	< 0.00010	<0.0005	<0.0005	<0.00010	0.000036	0.000029
Total Bismuth	mg/L	-	-	-	-	0.000026	0.000016
Total Boron	mg/L	0.085	0.03	<0.01	0.141	0.117	0.142
Total Cadmium	mg/L	0.000058	<0.00002	<0.00002	0.0000237	0.0000521	0.0000431
Total Calcium	mg/L	124	37.2	30.4	60.9	57.2	59.7
Total Chromium	mg/L	< 0.0010	0.0019	0.0008	0.00152	0.00838	0.00082
Total Cobalt	mg/L	-	-	-	-	0.00429	0.00368
Total Copper	mg/L	0.00408	0.0034	0.0029	0.00287	0.00503	0.00340
Total Iron	mg/L	0.032	0.88	0.1	0.976	1.74	0.725
Total Lead	mg/L	< 0.00020	<0.0003	<0.0003	0.000605	0.00176	0.000710
Total Lithium	mg/L	0.0153	0.008	0.007	0.0157	0.0113	0.0120
Total Magnesium	mg/L	48.9	10.2	9.11	23.5	15.8	16.3
Total Manganese	mg/L	0.421	0.4095	0.09	0.676	0.435	0.371
Total Mercury	mg/L	< 0.00001	<0.00001	<0.00001	<0.0000050	< 0.00001	< 0.00001
Total Molybdenum	mg/L	0.232	0.0036	0.0057	0.00665	0.00605	0.00599
Total Nickel	mg/L	0.0717	0.0105	0.0074	0.018	0.0293	0.0221
Total Potassium	mg/L	12.4	14.8	11.8	23.7	15.5	17.4
Total Selenium	mg/L	0.00068	0.003	<0.0005	0.000195	0.000190	0.000231
Total Silicon	mg/L	-	-	-	-	3.13	2.44
Total Silver	mg/L	-	<0.0001	<0.0001	0.000011	0.000022	< 0.000010
Total Sodium	mg/L	10.8	30.9	29	45.9	23.8	23.8
Total Strontium	mg/L	-	0.294	0.244	0.594	0.474	0.519
Total Tellurium	mg/L	-	-	-	-	-	-
Total Thallium	mg/L	0.000104	<0.0008	<0.0002	0.000012	0.0000143	0.0000140
Total Thorium	mg/L	-	-	-	-	-	-
Total Tin	mg/L	< 0.0050	<0.001	<0.001	<0.00010	< 0.00020	< 0.00020
Total Titanium	mg/L	< 0.0050	0.03	<0.01	0.00235	0.0134	< 0.0020
Total Uranium	mg/L	-	0.002	0.003	0.00356	0.00490	0.00367
Total Vanadium	mg/L	-	<0.0005	<0.0005	0.00113	0.00190	0.00066
Total Zinc	mg/L	<0.0050	0.005	0.001	0.0032	0.0092	0.0062
Total Zirconium	mg/L	-	-	-	-	0.00044	0.00020

APPENDIX E
Historical Groundwater Monitoring Program Water Quality Data, 2003 to 2021
Agnico Eagle Mines Limited, Meadowbank Mine, Nunavut

		Portage Pit A	Stormwater Management Pond				
Station ID		**Pit A Seep**	**SWMP**	**SWMP**	**SWMP**	**SWMP**	**SWMP**
Sampling Date		**2021-08-01**	**2018-07-09**	**2019-07-15**	**2020-09-17**	**2021-07-25**	**2021-09-08**
Field Parameters	**Unit**						
Dissolved Metals							
Dissolved Aluminum	mg/L		0.027	0.026	0.0039	0.0383	0.00705
Dissolved Antimony	mg/L	0.0153	0.0002	<0.0001	0.00048	0.000705	0.000750
Dissolved Arsenic	mg/L	0.00073	<0.0005	0.0057	0.0106	0.0338	0.0160
Dissolved Barium	mg/L	0.00135	0.007	0.0041	0.0265	0.0133	0.0188
Dissolved Beryllium	mg/L	0.0105	<0.0005	<0.0005	<0.00010	< 0.000010	< 0.000010
Dissolved Bismuth	mg/L	< 0.00010	-	-	-	0.0000050	< 0.0000050
Dissolved Boron	mg/L	0.084	0.03	<0.01	0.135	0.102	0.117
Dissolved Cadmium	mg/L	0.000026	<0.00002	<0.00002	0.0000109	0.0000193	0.0000056
Dissolved Calcium	mg/L	130	31.7	29.7	58.3	53.9	59.6
Dissolved Chromium	mg/L	< 0.0010	<0.0006	<0.0006	<0.00010	0.00020	0.00031
Dissolved Cobalt	mg/L	-	-	-	-	0.00285	0.00213
Dissolved Copper	mg/L	0.00348	0.0021	0.0023	0.00959	0.00360	0.00294
Dissolved Iron	mg/L	< 0.0050	0.14	0.05	0.04	0.124	0.0601
Dissolved Lead	mg/L	< 0.00020	<0.0003	<0.0003	0.000117	0.000277	0.000110
Dissolved Lithium	mg/L	0.0136	0.009	0.006	0.0139	0.00910	0.0110
Dissolved Magnesium	mg/L	53	8.6	8.73	17.5	13.7	12.9
Dissolved Manganese	mg/L	0.432	0.0713	0.0503	0.0205	0.121	0.0127
Dissolved Mercury	mg/L	< 0.00001	<0.00001	<0.00001	<0.0000050	< 0.00001	< 0.00001
Dissolved Molybdenum	mg/L	0.235	0.0034	0.0048	0.00611	0.00573	0.00598
Dissolved Nickel	mg/L	0.0717	0.0087	0.0079	0.0113	0.0194	0.0125
Dissolved Phosphorus	mg/L	-	-	-	-	-	-
Dissolved Potassium	mg/L	12	13.7	11.8	22.7	14.6	15.8
Dissolved Selenium	mg/L	0.00067	<0.001	<0.0005	0.000152	0.000159	0.000200
Dissolved Silicon	mg/L	-	-	-	-	2.13	1.46
Dissolved Silver	mg/L	-	<0.0001	<0.0001	<0.000010	< 0.0000050	< 0.0000050
Dissolved Sodium	mg/L	11	29.3	28.9	39.3	22.0	22.8
Dissolved Strontium	mg/L	-	0.285	0.223	0.518	0.42	0.485
Dissolved Tellurium	mg/L	-	-	-	-	-	-
Dissolved Thallium	mg/L	0.000105	<0.0008	<0.0002	<0.000010	0.0000025	0.0000023
Dissolved Thorium	mg/L	-	-	-	-	-	-
Dissolved Tin	mg/L	< 0.0050	<0.001	<0.001	<0.00010	< 0.00020	< 0.00020
Dissolved Titanium	mg/L	< 0.0050	0.02	<0.01	<0.00030	< 0.00050	< 0.00050
Dissolved Uranium	mg/L	-	0.002	0.002	0.00253	0.00403	0.00201
Dissolved Vanadium	mg/L	-	<0.0005	<0.0005	<0.00050	0.00048	0.00035
Dissolved Zinc	mg/L	< 0.0050	<0.001	<0.001	0.0036	0.00168	0.00052
Dissolved Zirconium	mg/L	-	-	-	-	0.00018	< 0.00010
Anions							
Bromide	mg/L	-	0.3	0.21	0.8	< 1.0	< 1.0
Chloride	mg/L	5.3	52.2	44.1	110	62	74
Fluoride	mg/L	0.26	0.86	0.28	0.404	0.27	0.31
Sulphate (SO4)	mg SO4/L	440	30.2	37.1	113	82	130
Nutrients							
Ammonium (N-NH4)	mg N/L	0.068	0.33	-	-	0.57	< 0.061
Total Nitrogen	mg N/L	-	-	5.82	-	-	-
Ammonia-Nitrogen (NH3-NH4)	mg N/L	0.056	1.32	0.46	0.028	0.51	0.043
Ammonia (NH3) (non-ionized)	mg N/L	-	0.98	0.54	-	0.27	< 0.042
Nitrate and Nitrite	mg N/L	3.93	-	-	-	0.35	< 0.10
Nitrate	mg N/L	3.93	0.06	0.34	<0.020	0.22	< 0.10
Nitrite	mg N/L	< 0.010	0.14	0.06	<0.010	0.133	< 0.010
Orthophosphate	mg P/L	< 0.010	1.57	1.38	0.237	0.60	0.15
Total Kjeldahl Nitrogen	mg N/L	0.42	9.62	-	8.3	2.4	2.0
Total Phosphorus	mg P/L	0.0016	2.38	2.27	1.13	1.2	1.2
Cyanide							
Total Cyanide	mg/L	< 0.0050	0.002	0.002	<0.010	0.0080	< 0.0050
Free Cyanide	mg/L	0.0027	-	-	<0.010	0.0029	0.0012
Weak Acid Dissociable Cyanide	mg/L	< 0.0010	<0.001	0.001	<0.010	0.0059	0.0026

wsp GOLDER

golder.com