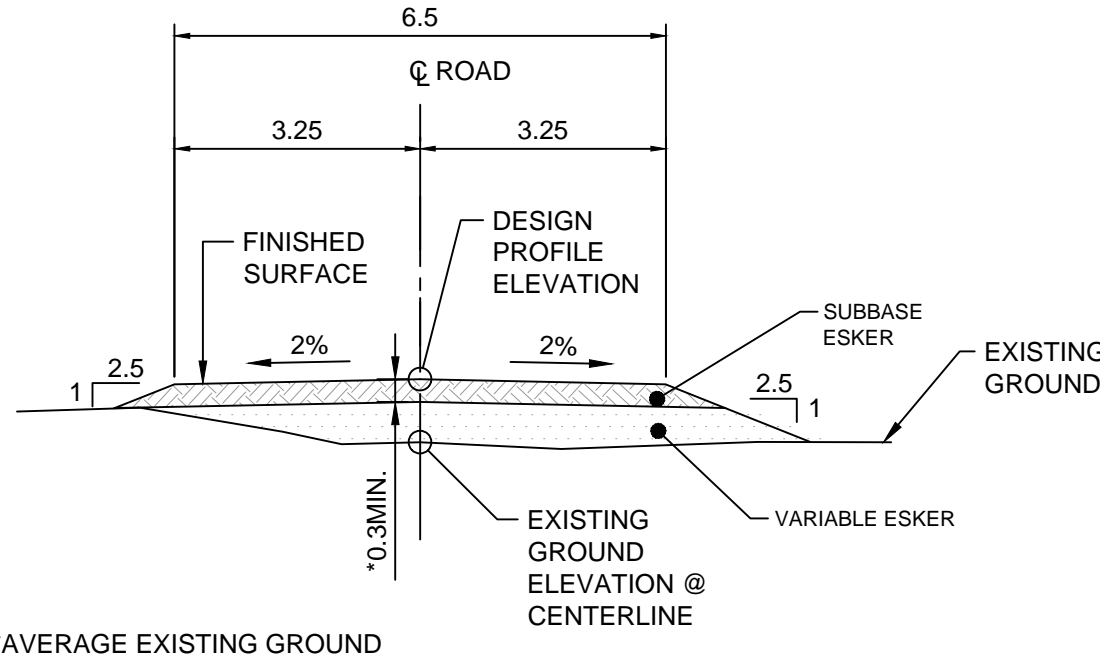



TYPICAL SECTION ACCES ROAD
THAW SUSCEPTIBLE SOIL
(SEE NOTE 1)

HOR. 1:100
VERT. 1:100



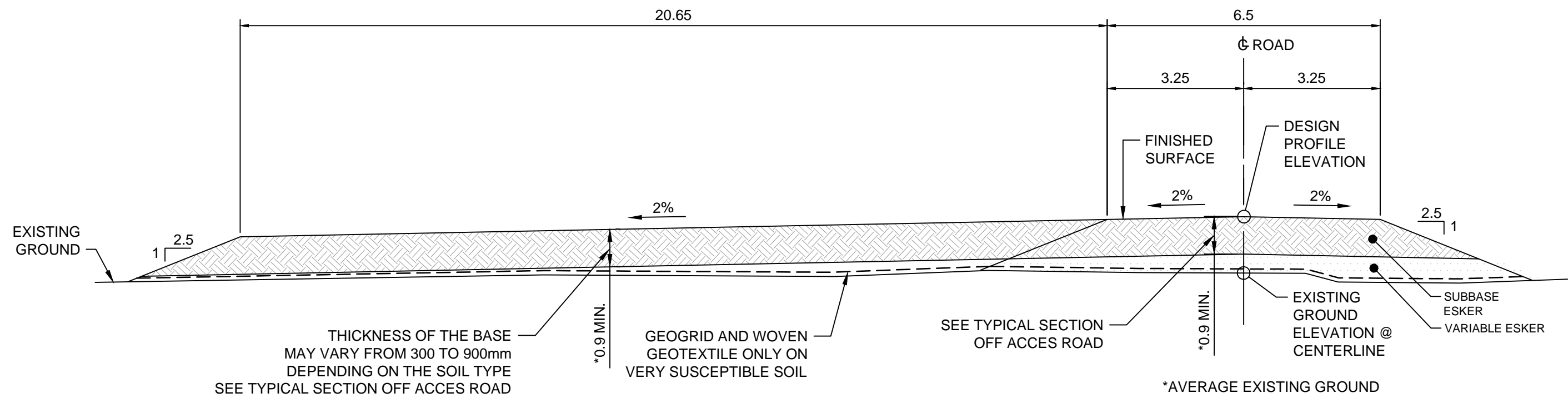
TYPICAL SECTION ACCES ROAD
ROC SOIL
(SEE NOTE 2)

HOR. 1:100
VERT. 1:100



TYPICAL SECTION CONTENEUR SITE

HOR. 1:100
VERT. 1:100



TYPICAL SECTION FUEL FARM SITE

HOR. 1:100
VERT. 1:100

NOTES:

1. SOILS RELATIVELY SUSCEPTIBLE TO FREEZE AND THAW INDUCED SETTLEMENT WHERE THAWING OF THE NEAR-SURFACE SUB-GRADE IS EXPECTED TO RESULT IN SIGNIFICANT STRENGTH LOSS AND EXCESSIVE SETTLEMENTS.
2. SOILS RELATIVELY UNSUSCEPTABLE TO FREEZE AND THAW SETTLEMENT WHERE THAWING OF THE NEAR-SURFACE SUB-GRADE IS EXPECTED TO RESULT IN MINIMAL STRENGTH LOSS AND TOLERABLE SETTLEMENTS.
3. ALL DIMENSIONS IN METERS, UNLESS NOTED OTHERWISE.

PLAN CLE
KEY PLAN

NOTE GÉNÉRALE / GENERAL NOTE



L'INFORMATION D-CONTENUE EST LA PROPRIÉTÉ DE AGNICO EAGLE LTD ET DOIT ÊTRE RETENUE SUR DEMANDE, SANS AUTORIZATION ÉCRITE.
PROHIBÉES, TOUTE TRANSMISSION DE COPIES À MOINS DE TOUTE ÉCRITURE AVEC DES DROITS D'AGNICO EAGLE LTD.
TOUTES REPRODUCTIONS SONT INTERDITES. © AGNICO EAGLE LTD.
ALL INFORMATION HEREIN IS THE PROPERTY OF AGNICO EAGLE LTD. AND MUST BE RETURNED UPON REQUEST. REPRODUCTION WITHOUT WRITTEN PERMISSION.
ANY COPYING TRANSMITTAL TO OTHERS AND ANY USE EXCEPT THAT FOR WHICH IT IS LOANED ARE PROHIBITED.
© AGNICO EAGLE LTD.

DESSINS EN RÉFÉRENCE / REFERENCE DRAWINGS

TITRE / TITLE	# DWG



REVISIONS

TITRE / TITLE
AGNICO-EAGLE - MEADOWBANK DIVISION
610-OFF SITE INFRASTRUCTURE
230-GENERAL EARTH WORK
TYPICAL SECTION

DESSINÉ PAR
DRAWN BY SYLVIE DUFOUR

DATE

VERIFIÉ PAR
CHECKED BY JEAN MATTE, ing.

APPROUVÉ PAR
APPROVED BY STEPHAN DUPUIS, ing.

ÉCHELLE
SCALE

DATE 2015-07-30

NO. DESSIN
DRAWING NO. 61-417-230-202_RA

NO. PROJET
PROJECT NO. 141-21815-00

REVISION

FEUILLE / SHEET

1 / 1