RECEIVED
By Richard Dwyer at 5:21 pm, Mar 31, 2011

SITE BENCH MARK

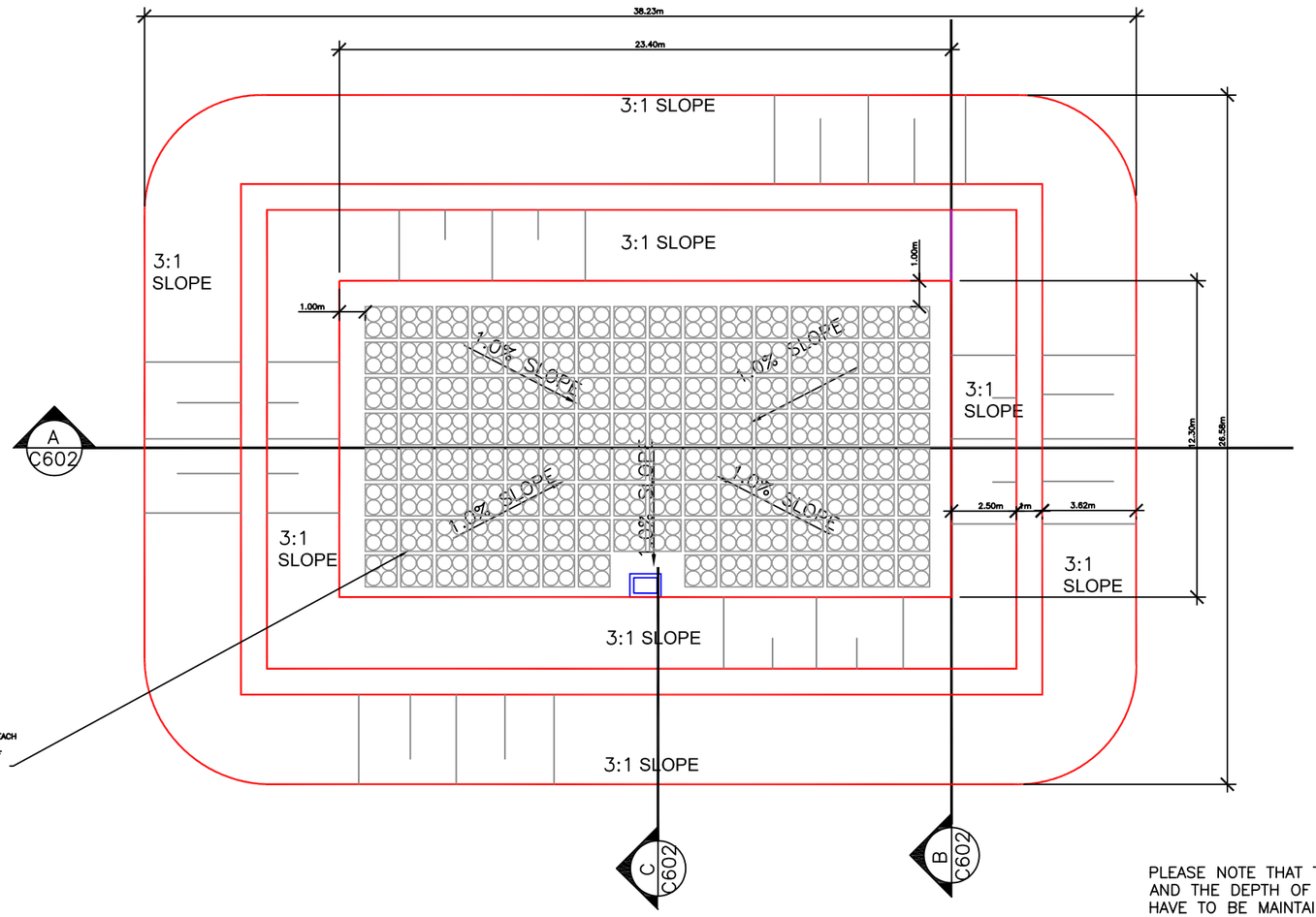

PLEASE NOTE THAT THE HEIGHT OF THE BERMS AND THE DEPTH OF THE CONTAINMENT WILL HAVE TO BE MAINTAINED. IF THE ORIGINAL GROUND ELEVATION VARIES FROM ONE END OF THE BERM TO THE OTHER, THE HIGHEST ELEVATION OF THE ORIGINAL GROUND AT EACH CORNER OF THE BERM SHALL BE CONSIDERED THE LOWEST ELEVATION OF THE CONTAINMENT FLOOR TO MAINTAIN THE REQUIRED VOLUME WITHIN THE CONTAINMENT.

MINIMUM LINER REQUIREMENTS NOT INCLUDING SUMP AND FUEL LOADING AREA:
LINER LENGTH = 31.1m OR 102 FEET
LINER WIDTH = 18.6m OR 62.0 FEET

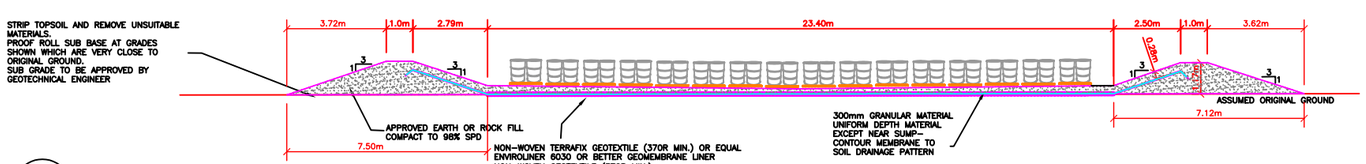

A C502 **CROSS-SECTION**

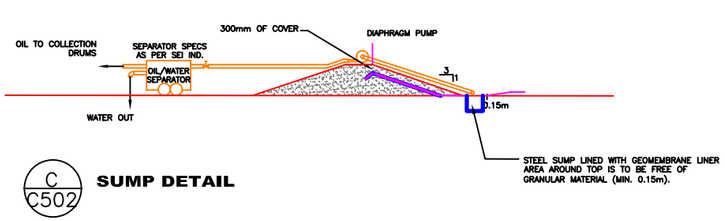

C C502 **SUMP DETAIL**

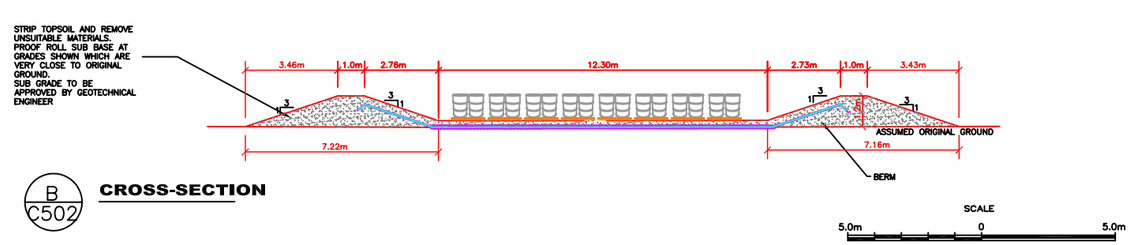

B C502 **CROSS-SECTION**

This Drawing is an instrument of service and shall remain the property of B.H. Martin Consultants Ltd. It may not be reproduced or copied in any form. It shall not be used for the construction, enlargement or alteration of a building other than the said project without the authorization of the ARCHITECT and/or ENGINEER.

Contractors shall verify and be responsible for all dimensions and conditions on the job and report any discrepancies to the Architect and/ or Engineer before proceeding with the work.

Drawings shall not be scaled.

THE POSITION OF POLE LINES , CONDUITS, WATERMAINS, SEWERS, AND OTHER UNDERGROUND AND OVERGROUND UTILITIES AND STRUCTURES IS NOT NECESSARILY SHOWN ON THIS DRAWING AND WHERE SHOWN, THE ACCURACY OF THE POSITION OF SUCH UTILITIES AND STRUCTURES IS NOT GUARANTEED. BEFORE STARTING WORK, THE CONTRACTOR SHALL INFORM HIMSELF OF ALL SUCH UTILITIES AND STRUCTURES AND SHALL ASSUME ALL LIABILITY FOR DAMAGE TO THEM.

Revisions and Issues		
Description	Date	No.
ISSUED FOR TENDER/REVIEW	Mar. 25, 2007	0
ISSUED FOR CONSTRUCTION	July 03, 2007	1

NORTH

Date Printed

B.H. MARTIN CONSULTANTS LTD.
Consulting Engineers and Architect
Timmins Ontario
www.bhmartin.com

ARCHITECT | STRUCTURAL/CIVIL

MECHANICAL | ELECTRICAL

Project
MARY RIVER PROJECT
BAFFINLAND
IRON ORE MINES
BAFFIN ISLAND, NUNAVUT

Drawing
STEENSBY INLET CAMP
FUEL BARREL FARM
SECTION AND DETAILS

Date: MAR 2008	CADD File Number: [illegible]
Scale: 1:100	Job Number: **06-090**
Drawn: MK	
Checked: MK	Drawing Number: **C602**
Approved:	