

Nunavut – Baffin
RCD 064 – SPILL CONTINGENCY PLAN

Date prepared: February 13, 2007

This plan is prepared in accordance with De Beers Canada Inc. - Exploration Division ISO 14001 Environmental Management System and the NWT "A Guide to the Spill Contingency Planning and Reporting Regulations January 2002"

The Baffin Island Project is a tent camp for up to 30 people situated near the eastern edge of an un-named lake at latitude 70° 56' 04"N and longitude 80° 11' 03" W.

Responsible Person: Jenna McKenzie, Project Manager (24-hour contact)
(416) 645-1710

Head Office Information: De Beers Canada Inc. - Exploration Division
Divisional Manager– Don Boucher
65 Overlea Blvd., Suite 300
Toronto, Ontario
M4H 1P1
Phone: (416) 645-1710
Fax: (416) 423-9944
don.boucher@ca.debeersgroup.com

1. Spill Response Equipment

- 1.1. Responsible Persons will ensure that an appropriate inventory of spill response equipment is kept at each facility.

Small spill kits will contain:

10 pads 16" x 20"

3 SOCS 3" x 4'

2 disposable bags

Nitrile gloves

Large spill kits will contain:

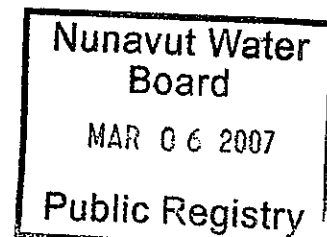
50 pads 16" x 20"

4 SOCs 3" x 12'

8 pillows 18" x 18"

Goggles

Nitrile gloves



Prepared by: C. Redhead	Approved By: M. Pickard	Date Issued: 28 July 2005
Form No.: RCD 064	Revision No: 04	Date of Revision: 13 February 2007

Note: All printed copies of this document are uncontrolled. Please see ISOsoft for most current versions.

Page 1 of 11

Nunavut – Baffin
RCD 064 – SPILL CONTINGENCY PLAN

5 disposable bags

1.2. All fuel depots will be fully equipped with spill response equipment. The Responsible Person will ensure the equipment inventory is sufficient and is inspected on a regular basis, using the Spill Kit Checklist (CL 032).

1.3. All fuel caches will have secondary containment.

2. Spills Response and Clean-up Procedures

A variety of techniques may be used to respond to and clean-up spills, depending on the type of material spilled and the area in which it is spilled. The following actions are recommended for these specific types of spills as well as referring to the generic procedure above and the Spill Reporting and Response Checklist (CL 008). Reference Material Safety Data Sheets for the material spilled. Material Safety Data Sheets for all site products can be obtained at <http://eservice.msds.com>.

Login

User Name: DeBeers

Password: Toronto

3. Spills Response and Clean-up Procedures – Types of Terrain

3.1. Fuel Spills

3.1.1. Response and Clean-up for Fuel Spills on Land

“Land” may be defined as soil, gravel, sand, rock and vegetation. The Responsible Person shall refer to the following instructions, as necessary, for containment and cleanup in the event of a spill on land:

- Obtain absorbent sheeting, “Spagh-zorb” or other ultra-dry absorbent and any other necessary spill containment equipment, pump, hoses, etc.
- If the material is flowing, a berm of peat, native soil or snow is constructed down-slope from the seepage or spill. The tarp is placed in such a way that the fuel can pool for collection and removal (e.g., at the foot of the berm.) If there is a large volume of spilled product, pump the liquid into spare empty

Prepared by: C. Redhead	Approved By: M. Pickard	Date Issued: 28 July 2005
Form No.: RCD 064	Revision No: 04	Date of Revision: 13 February 2007

Note: All printed copies of this document are uncontrolled. Please see ISOsoft for most current versions.

Page 2 of 11

Nunavut – Baffin

RCD 064 – SPILL CONTINGENCY PLAN

drums for sealing and disposal in accordance with Waste Disposal Procedure (OP 022).

- If the material is on the surface place absorbent sheeting to soak up spilled oil, gasoline, etc.
- Saturated sheeting is disposed of in an empty drum, which is then labelled and sealed. Alternatively, the pads may be wrung out into the empty drum(s); the drums marked and then secured for disposal in accordance with Waste Disposal Procedure (OP 022).

3.1.2. Response and Clean-up for **Fuel Spills on Water**

Prompt responses are required when fuel is spilled on water, to mitigate the spread of the impact. The Responsible Person shall refer, as required, to the following instructions for containment and cleanup in the event of a spill on water:

- If the spill is small, deploy hydrophobic (water-repellent) absorbent pads on water. Hydrophobic pads readily absorb hydrocarbons. Alternatively, an ultra-dry absorbent designed for use on water-based spills may be deployed.
- If the spill is larger, ready several empty drums to act as refuge containers for the spill.
- Deploy containment booms on the water surface to "fence in" the spill area gradually and to prevent it from spreading. Keep in mind those environmental factors such as high winds and wave action can adversely affect attempts at spill cleanup.
- Absorbent booms can then be deployed to encircle and then absorb any hydrocarbon spillage that may have escaped the containment boom.
- Once a boom has been secured, a skimmer may be brought on-scene to aid in capture of the hydrocarbon, or, utilize an absorbent pad; once captured, the product should be pumped to the empty fuel drums and held for disposal in accordance with the Waste Disposal Procedure (OP 022).

3.1.3. Response and Clean-up for **Fuels Spills on Snow**

By its nature, snow is an absorbent, and fuel spilled on snow is collected with relative ease, either by shovel, in the case of small-range spills, and by loader, in the case of more extensive spills.

Prepared by: C. Redhead	Approved By: M. Pickard	Date Issued: 28 July 2005
Form No.: RCD 064	Revision No: 04	Date of Revision: 13 February 2007

Note: All printed copies of this document are uncontrolled. Please see ISOsoft for most current versions.

Page 3 of 11

Nunavut – Baffin
RCD 064 – SPILL CONTINGENCY PLAN

The Responsible Person shall refer, as required, to the following instructions for containment and cleanup in the event of a spill on snow:

- Assess the nature of the spill. Necessary equipment might include shovels, plastic tarp(s), empty drums, and loader.
- Shovel or scrape contaminated snow and deposit in empty refuge drums. If the spill is more extensive, build peat-bale berms or compacted-snow berms with plastic over top, around the affected area.
- Dispose of contaminated snow and ice as liquid industrial waste, in accordance with the Waste Disposal Procedure (OP 022).

3.1.4. Response and Clean-up for Fuels Spills on Ice

Spills on ice are handled in similar fashion as those on snow. However, as ice presents the added danger of immediate access to water, care must be taken to respond quickly to such spills. Should fuel seep or flow through cracks or breaks in the ice, despite all precautions, assistance should be sought immediately.

The Responsible Person shall refer to the following instructions for containment and cleanup in the event of a spill on ice:

- Construct a compacted-snow berm around the edge of the spill area as fuels will likely sit on the ice surface.
- Although hard ice will retard or prevent fuel entry to the receiving waters below, all contaminated snow and ice, as well as objects embedded in the ice (such as gravel) must be scraped from the ice surface and disposed of in an appropriate manner.
- Dispose of contaminated snow and ice as liquid industrial waste, in accordance with the Waste Disposal Procedure (OP 022).

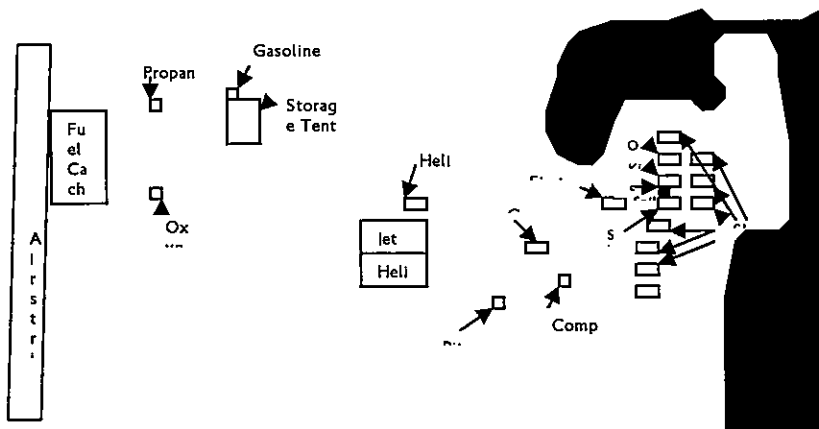
Prepared by: C. Redhead	Approved By: M. Pickard	Date Issued: 28 July 2005
Form No.: RCD 064	Revision No: 04	Date of Revision: 13 February 2007

Note: All printed copies of this document are uncontrolled. Please see ISOsoft for most current versions.

Page 4 of 11

Nunavut – Baffin RCD 064 – SPILL CONTINGENCY PLAN

Site Map:



Type and maximum amount of contaminants:

3000 litres of grey water in sump
1 x 2 metre square of sewage in pit privy
70 drums of gasoline
350 drums of jet fuel
50 drums of diesel fuel
60 30 lb. propane cylinders

Reporting a spill:

1. What to Report – External Reporting to Regulatory Agencies

Spill Reporting Thresholds

Jurisdiction	Compressed Gas	Flammable Liquids	Corrosive Substances	Environmentally Hazardous Substances	Dangerous Wastes	Other Contaminants
Nunavut	***	100 L	5 L/ 5 kg	1 L/ 1 kg	5 L/5 kg	100 L/ 100 kg

All radioactive spills must be immediately reported, however small.

Prepared by: C. Redhead	Approved By: M. Pickard	Date Issued: 28 July 2005
Form No.: RCD 064	Revision No: 04	Date of Revision: 13 February 2007

Note: All printed copies of this document are uncontrolled. Please see ISOsoft for most current versions.

Page 5 of 11

Nunavut – Baffin
RCD 064 – SPILL CONTINGENCY PLAN

*** A spill is “any discharge into the natural environment that is abnormal in quality or quantity in light of all the circumstances of the discharge”. ALL spills that are discharged to the environment are to be reported.

- Note that regulatory authorities must be notified **forthwith**, upon discovery of a reportable spill, as required by legislation.
- If the Responsible Person is unsure about the “reportability” of a spill, the Safety, Health and Environmental Management Representative is to be contacted for direction. If you are unable to reach the Environmental Management Representative please err on the side of caution and report the incident.

A sufficiently trained Responsible Person that determines that external reporting is required will provide required information to regulatory authorities. This information may include:

- ☐ Date and time of spill _____
- ☐ Location of spill _____
- ☐ Direction spill is moving _____
- ☐ Name and phone number of a contact person close to the location of spill

- ☐ Type of contaminant spilled and quantity spilled

- ☐ Cause of spill _____

- ☐ Whether spill is continuing or has stopped _____
- ☐ Description of existing/planned containment measures

Prepared by: C. Redhead	Approved By: M. Pickard	Date Issued: 28 July 2005
Form No.: RCD 064	Revision No: 04	Date of Revision: 13 February 2007

Note: All printed copies of this document are uncontrolled. Please see ISOsoft for most current versions.

Page 6 of 11

Nunavut – Baffin
RCD 064 – SPILL CONTINGENCY PLAN

☐ Actions taken to contain, recover, clean up and dispose of spilled contaminant

☐ Name and phone number of person reporting spill

☐ Name of owner or person in charge, management or control of contaminants at time of spill

2. What to Report – Internal Reporting to De Beers Canada Authorities

☐ Report completed through Incident/Accident and Nonconformance reporting system (required as soon as possible, as per DBC System Level Procedure PROC 4.5.2 SYS)

☐ Report to Safety, Health and Environmental Management Representative if MAJOR spill

3. Where to report – Regulatory Reporting

TELEPHONE NUMBERS

24 hr Spill Reporting (call collect)

Mine Site and Exploration Site Accidents
DIAND Inspector (Iqaluit)
DFO (Iqaluit)
Environment Canada (Iqaluit)
Environment Canada 24 hour pager service
R.C.M.P. (Iqaluit)

1-867-920-8130
1-867-873-0123
1-867-979-6445
1-867-979-8039
1-867-475-4644
1-867-920-5232
1-867-979-0123

Spill Clean up and Disposal:

Prepared by: C. Redhead	Approved By: M. Pickard	Date Issued: 28 July 2005
Form No.: RCD 064	Revision No: 04	Date of Revision: 13 February 2007

Note: All printed copies of this document are uncontrolled. Please see ISOsoft for most current versions.

Page 7 of 11

Nunavut – Baffin
RCD 064 – SPILL CONTINGENCY PLAN

All contaminated material will be removed to containers which will be flown for disposal at an approved waste disposal facility.

The NWT Spill Report Form below must be submitted to the FAX number listed on the form.

Prepared by: C. Redhead	Approved By: M. Pickard	Date Issued: 28 July 2005
Form No.: RCD 064	Revision No: 04	Date of Revision: 13 February 2007

Note: All printed copies of this document are uncontrolled. Please see ISOsoft for most current versions.

Page 8 of 11

Nunavut – Baffin RCD 064 – SPILL CONTINGENCY PLAN



NWT SPILL REPORT (Oil, Gas, Hazardous Chemicals or other Materials)

24 – Hour Report Line
Phone: (867) 920-8130
Fax: (867) 873-6924

A Report Date and Time	B Date and Time of spill (if known)	C <input type="checkbox"/> Original Report <input type="checkbox"/> Update no. _____	Spill Number							
D Location and map coordinates (if known) and direction (if moving)										
E Partly responsible for spill										
F Product(s) spilled and estimated quantities (provide metric volumes/weights if possible)										
G Cause of spill										
H Is spill terminated? <input type="checkbox"/> yes <input type="checkbox"/> no	I If spill is continuing, give estimated rate	J Is further spillage possible? <input type="checkbox"/> yes <input type="checkbox"/> no	K Extent of contaminated area (in square meters if possible)							
L Factors effecting spill or recovery (weather conditions, terrain, snow cover, etc.)		M Containment (natural depression, dikes, etc.)								
N Action, if any, taken or proposed to contain, recover, clean up or dispose of product(s) and contaminated materials										
O Do you require assistance? <input type="checkbox"/> no <input type="checkbox"/> yes, describe:		P Possible hazards to person, property, or environment: eg: fire, drink water, fish or wildlife								
Q Comments or recommendations		<table border="1" style="width: 100%; border-collapse: collapse;"> <tr> <th style="text-align: left; padding: 2px;">FOR SPILL LINE USE ONLY</th> </tr> <tr> <td style="padding: 2px;">Lead agency</td> </tr> <tr> <td style="padding: 2px;">Spill significance</td> </tr> <tr> <td style="padding: 2px;">Lead Agency contact and time</td> </tr> <tr> <td style="padding: 2px;">_____</td> </tr> <tr> <td style="padding: 2px;">_____</td> </tr> <tr> <td style="padding: 2px;">Is this file now closed? <input type="checkbox"/> yes <input type="checkbox"/> no</td> </tr> </table>		FOR SPILL LINE USE ONLY	Lead agency	Spill significance	Lead Agency contact and time	_____	_____	Is this file now closed? <input type="checkbox"/> yes <input type="checkbox"/> no
FOR SPILL LINE USE ONLY										
Lead agency										
Spill significance										
Lead Agency contact and time										

Is this file now closed? <input type="checkbox"/> yes <input type="checkbox"/> no										
Reported by	Position, Employer, Location	Telephone								
Reported to	Position, Employer, Location	Telephone								

NWT 1762-0-202

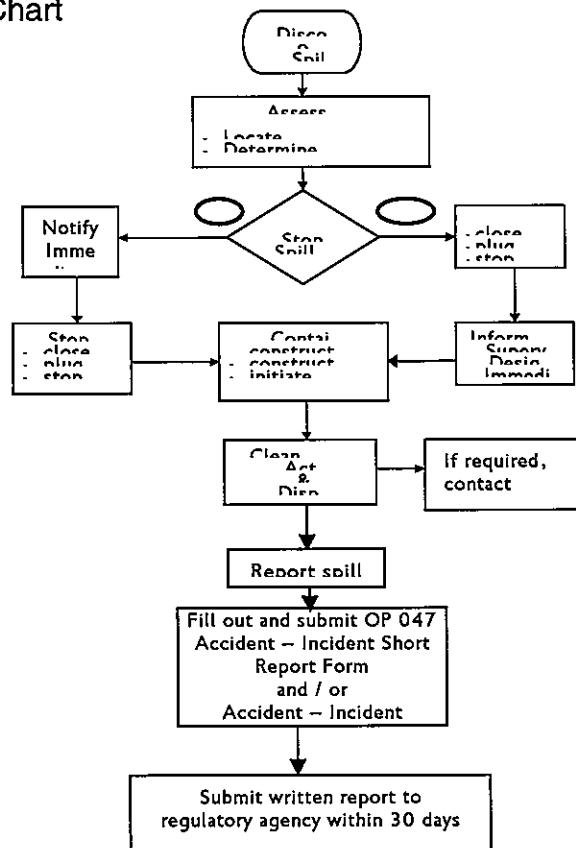
Prepared by: C. Redhead	Approved By: M. Pickard	Date Issued: 28 July 2005
Form No.: RCD 064	Revision No: 04	Date of Revision: 13 February 2007

Note: All printed copies of this document are uncontrolled. Please see ISOsoft for most current versions.

Page 9 of 11

Nunavut – Baffin RCD 064 – SPILL CONTINGENCY PLAN

Spill Response Flow Chart



Prepared by: C. Redhead	Approved By: M. Pickard	Date Issued: 28 July 2005
Form No.: RCD 064	Revision No: 04	Date of Revision: 13 February 2007

Note: All printed copies of this document are uncontrolled. Please see ISOsoft for most current versions.

Page 10 of 11

Nunavut – Baffin
RCD 064 – SPILL CONTINGENCY PLAN

Training:

All personnel at site will be trained in spill response entitled De Beers Canada Inc. - Exploration Division Spill Prevention and Cleanup programme.

This programme includes training in:

- types of substances that make up a spill,
- a definition of a spill,
- preventing a spill,
- clean up of a spill,
- and reporting a spill

Response and clean-up:

Baffin Island project maintains 6 200 litre spill kits and 10 small spill kits.

The location of the spill kits is noted on the Site Map above.

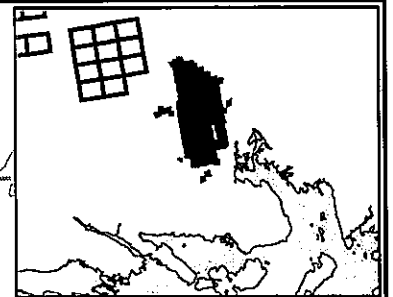
There is also a Honda pump for pumping grey water further away from the lake.

Prepared by: C. Redhead	Approved By: M. Pickard	Date Issued: 28 July 2005
Form No.: RCD 064	Revision No: 04	Date of Revision: 13 February 2007

Note: All printed copies of this document are uncontrolled. Please see ISOsoft for most current versions.

Page 11 of 11

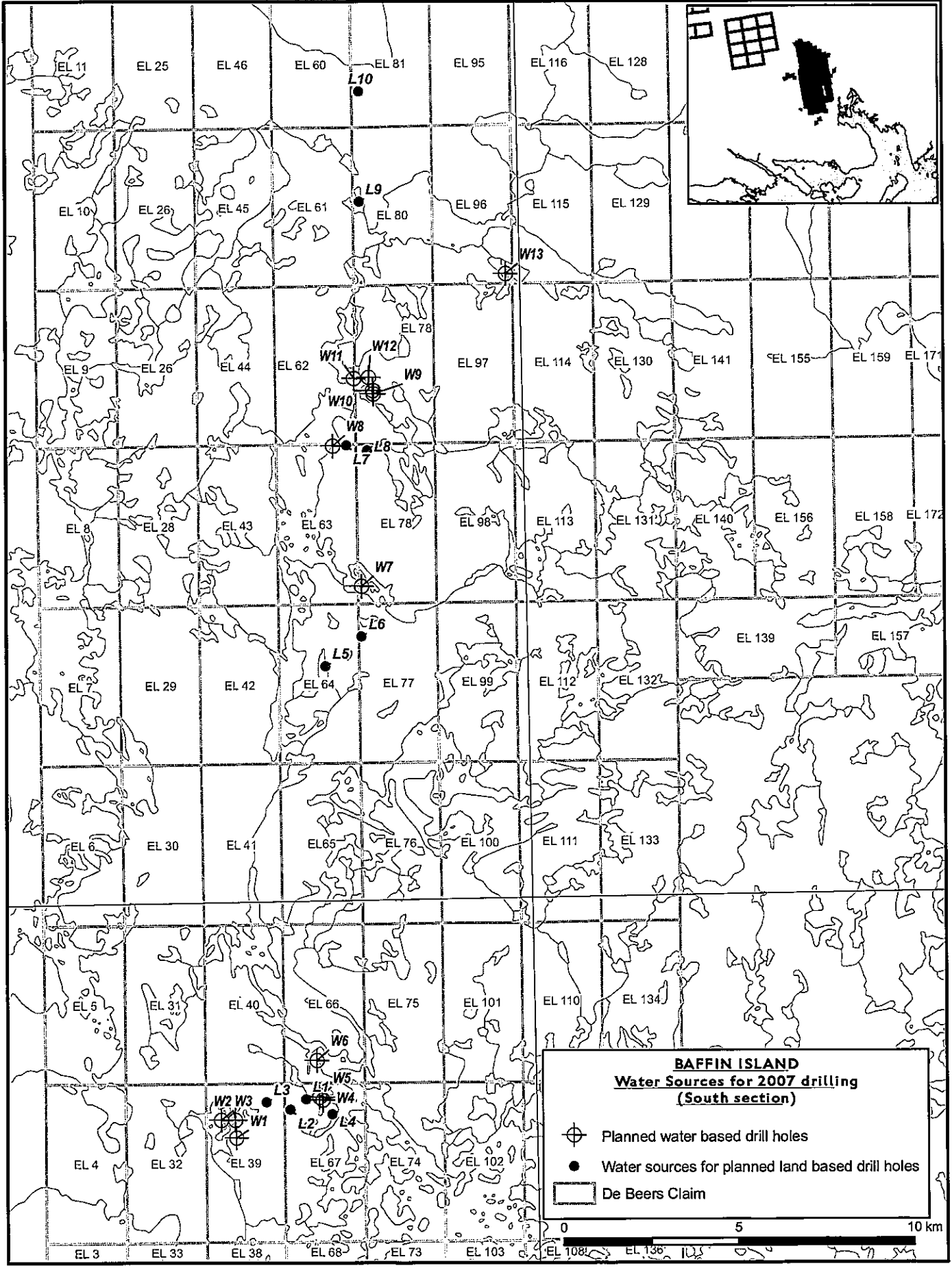
80°W



70°45'N

70°45'N

80°W



BAFFIN ISLAND
Water Sources for 2007 drilling
(South section)

- ⊕ Planned water based drill holes
- Water sources for planned land based drill holes
- ▭ De Beers Claim

0 5 10 km

80°W

