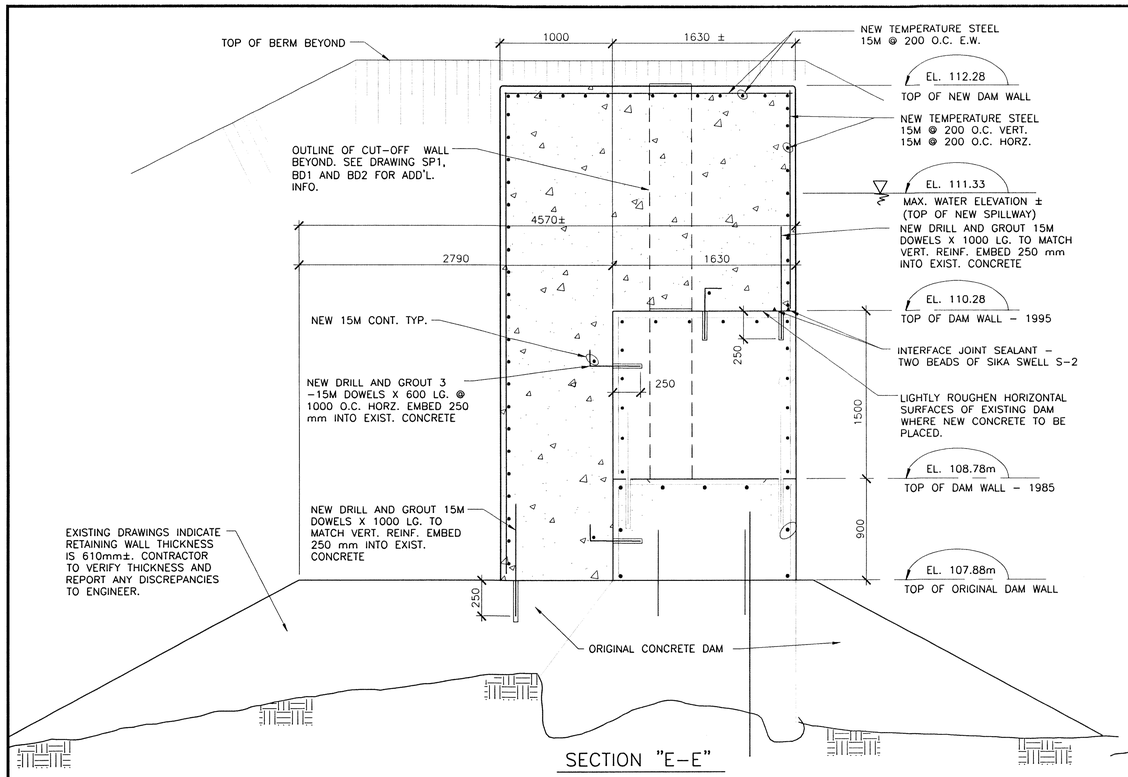

SECTION "E–E"

SCALE: 1 : 25

PROPOSED CONCRETE END WALL
SECTION ADJACENT TO BERM

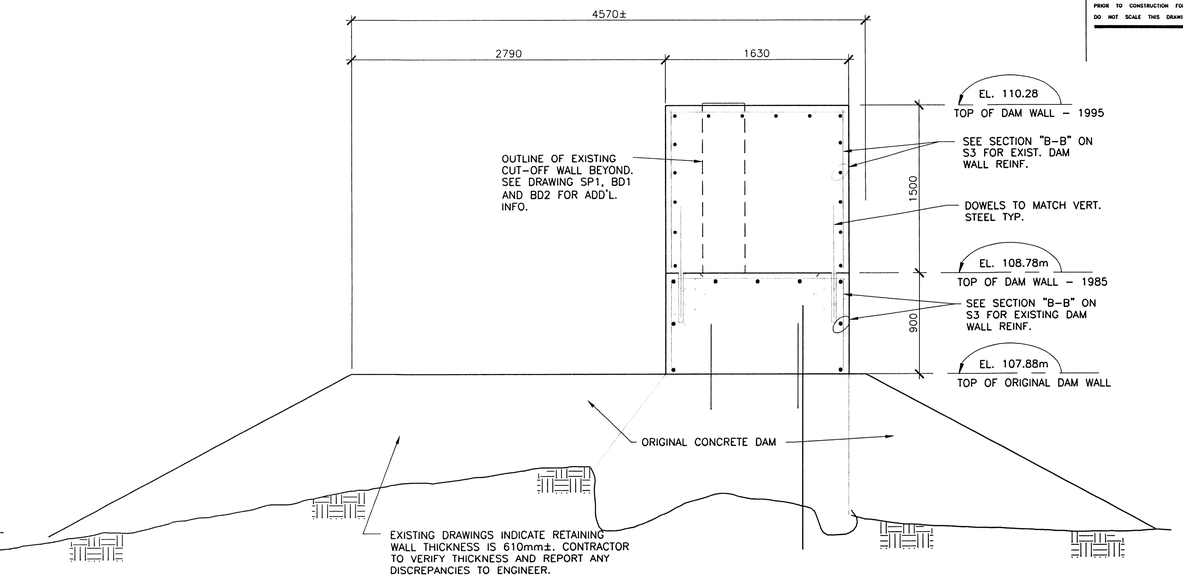

SECTION "E–E"

SCALE: 1 : 25

EXISTING CONCRETE END WALL
SECTION ADJACENT TO BERM

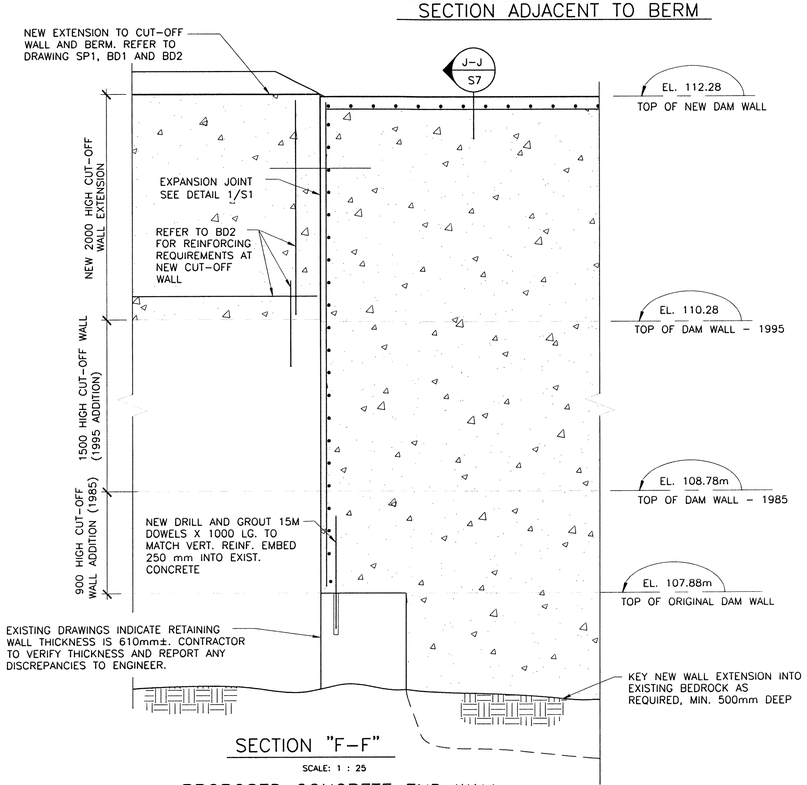

SECTION "F–F"

SCALE: 1 : 25

PROPOSED CONCRETE END WALL
SECTION ADJACENT TO BERM

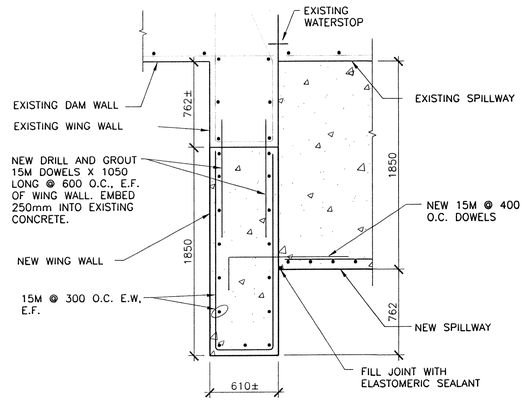

SECTION "G–G"

SCALE: 1 : 25

SECTION "H–H"

OPPOSITE HAND

PROPOSED CONCRETE WING WALL

ISSUED FOR CONSTRUCTION	no. 2 date 29/06/06 by KAB
TENDER ISSUE	no. 1 date 10/04/06 by KAB
95% SUBMISSION	no. 0 date 28/02/06 by KAB

REVISIONS

NOTES: GENERAL CONTRACTOR TO VERIFY ALL DIMENSIONS WITH FINAL ARCHITECTURAL AND MECHANICAL DRAWINGS. NOTIFY THE ENGINEERS OF ANY ERRORS AND / OR OMISSIONS PRIOR TO CONSTRUCTION FOR DIRECTION. DO NOT SCALE THIS DRAWING.

REGISTERED PROFESSIONAL ENGINEER 2006 06 29 K.A. BAKER LICENCE N.W.T.

PERMIT TO PRACTICE
TROW ASSOCIATES INC.
Signature
Date June 29/2006
PERMIT NUMBER: P184
The Association of Professional Engineers, Geologists and Geophysicists of the NWT/NU

Trow Associates Inc.
Trow 154 Colonnade Road South, Ottawa, Ontario K2E 7J5 Tel: (613) 225-9940 Fax: (613) 225-7337

CLIENT
CITY OF IQALUIT

PROJECT
LAKE GERALDINE DAM
EARTH AND CONCRETE
WORK – 2006

DRAWING
SECTIONS "E–E", "F–F", "G–G" & "H–H"

design by	K.A.B.	project no.	OTBS00017616C
drawn by	M.N.	drawing no.	**S6**
checked by	K.A.B./R.W.P.		
date	FEB. 2006		
scale	AS NOTED	revision no.	2