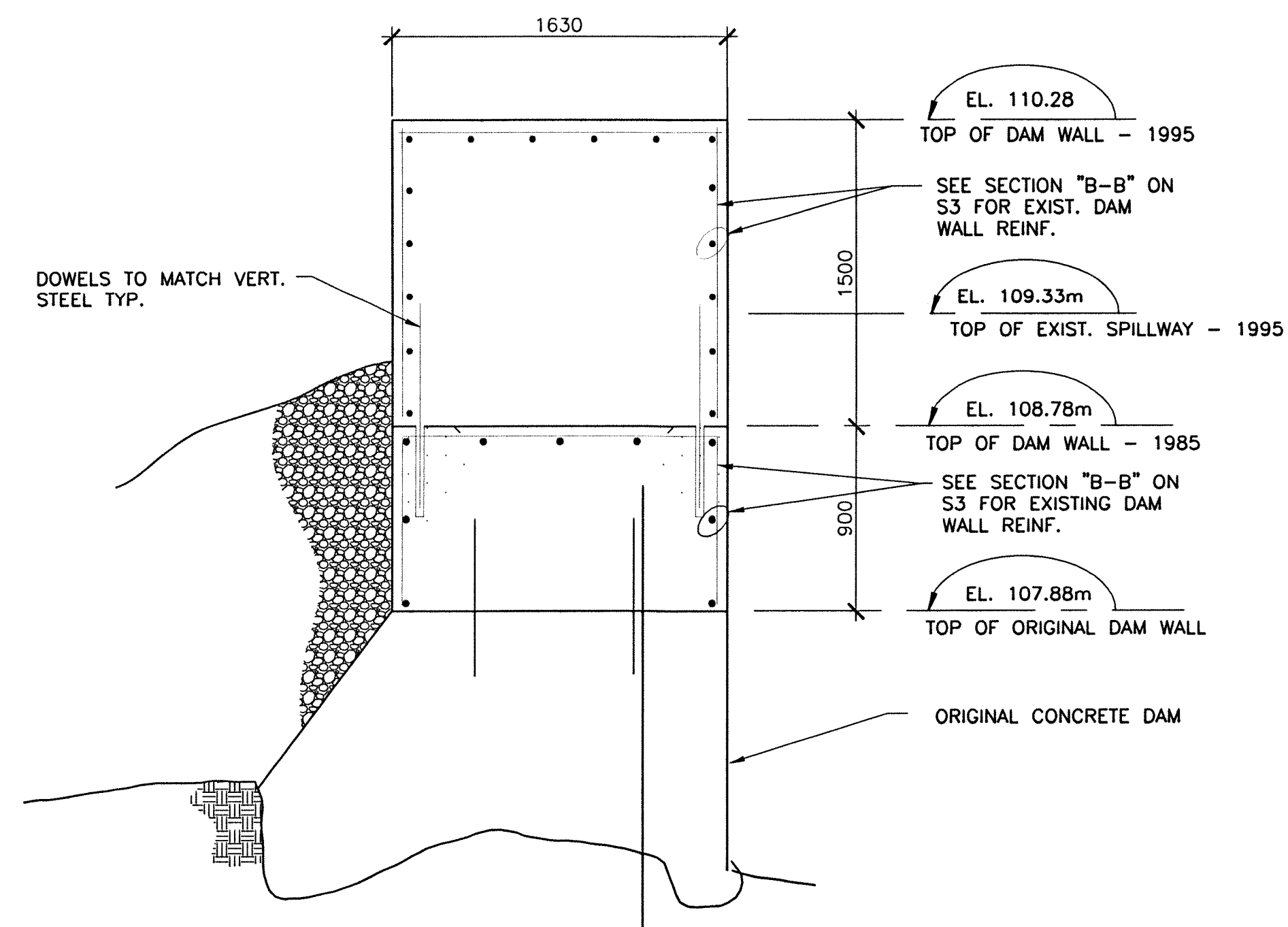
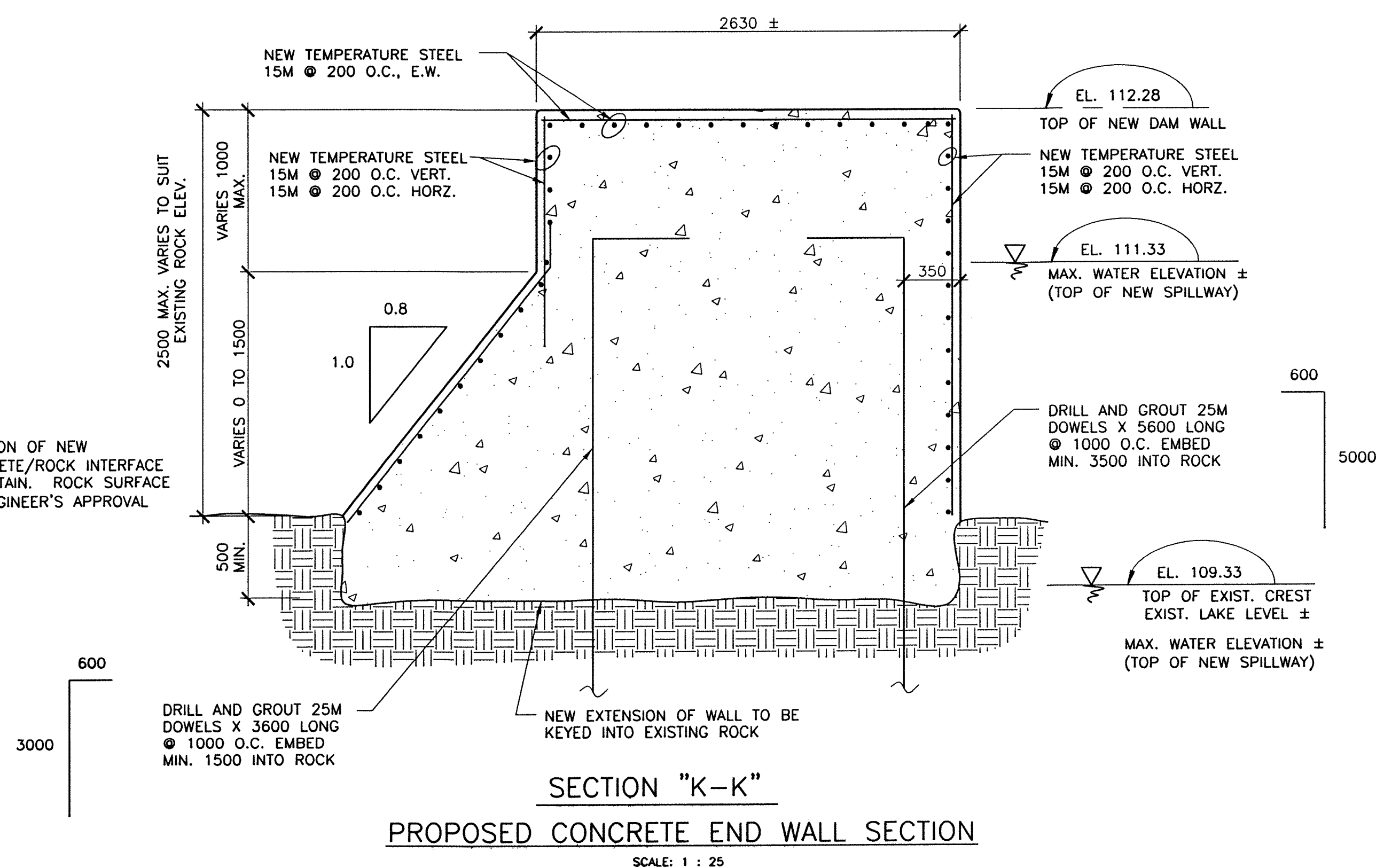


SECTION "J-J"
SCALE: 1 : 25
PROPOSED CONCRETE END WALL
SECTION ADJACENT TO BERM




SECTION "J-J"
SCALE: 1 : 25
EXISTING CONCRETE END WALL
SECTION ADJACENT TO BERM



SECTION "K-K"
SCALE: 1 : 25
PROPOSED CONCRETE END WALL SECTION

ISSUED FOR CONSTRUCTION	Rev. 2 Date 29/06/06 By KAB
TENDER ISSUE	Rev. 1 Date 10/04/06 By KAB
95% SUBMISSION	Rev. 0 Date 28/02/06 By KAB
REVISIONS	
NOTES: GENERAL CONTRACTOR TO VERIFY ALL DIMENSIONS WITH FINAL ARCHITECTURAL AND MECHANICAL DRAWINGS. NOTIFY THE ENGINEERS OF ANY ERRORS AND / OR OMISSIONS PRIOR TO CONSTRUCTION FOR CORRECTION. DO NOT SCALE THIS DRAWING.	



PERMIT TO PRACTICE
TROW ASSOCIATES INC.
Signature: *K.A.B. Baker*
Date: *June 27/2006*
PERMIT NUMBER: P184
The Association of Professional Engineers,
Geologists and Geophysicists of the NW1/NU

Trow Associates Inc.
154 Colborne Road South,
Ottawa, Ontario K2E 7J6
Tel: (613) 226-6640
Fax: (613) 226-7337

CLIENT
CITY OF IQALUIT

PROJECT
**LAKE GERALDINE DAM
EARTH AND CONCRETE
WORK - 2006**

DRAWING
**SECTIONS "J-J"
& "K-K"**

design by	K.A.B.	project no.	OTBS00017616C
drawn by	M.N.	drawing no.	
checked by	K.A.B./R.W.P.		
date	FEB. 2006		
scale	AS NOTED	revision no.	2

S7