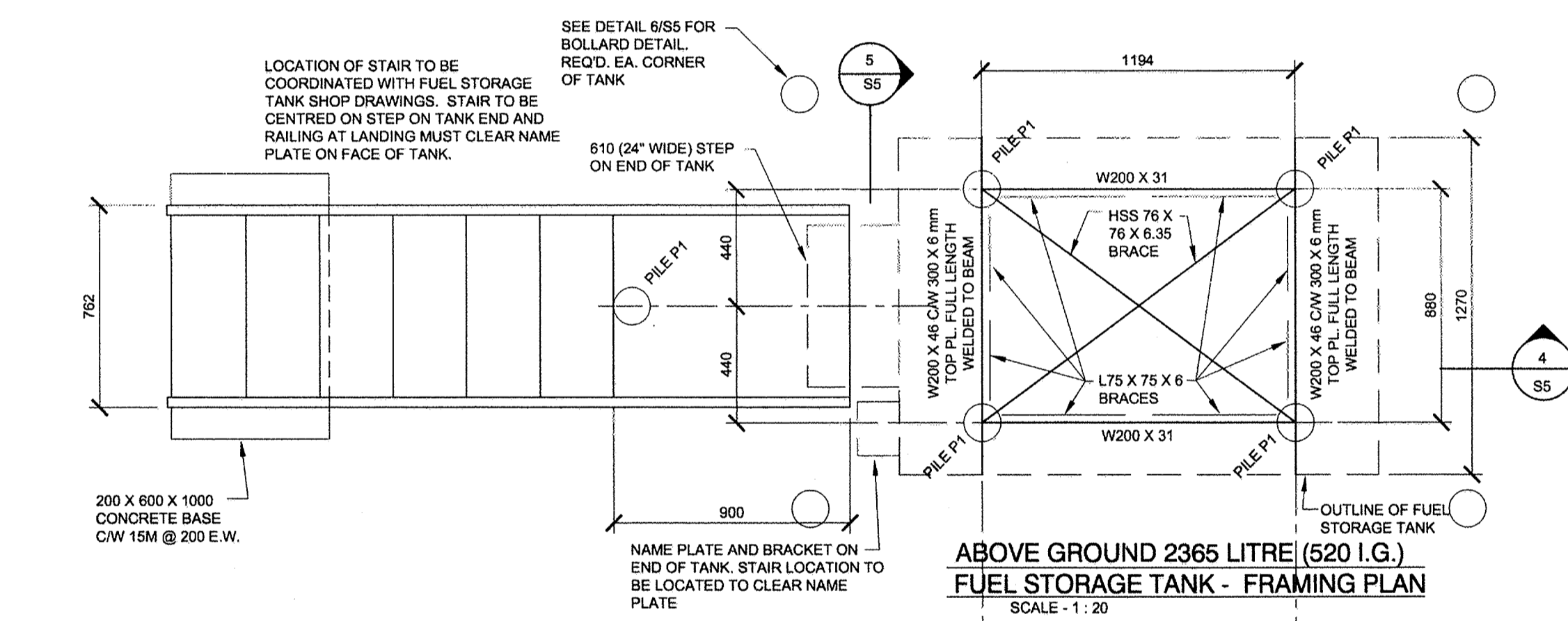


HANDRAIL DESIGNED TO THE FOLLOWING
 1. 0.9 kN POINT LOAD APPLIED TO TOP RAIL AT ANY POINT AND IN ANY DIRECTION OR NOTE 'Z'
 2. 1.5 kN/M APPLIED VERTICALLY ON TOP RAIL

REMOVABLE HANDRAIL SECTIONS
 TYPICAL AT LANDING

SECTION 2
 SCALE - 1:10
 S5



NOTES:
 CONFIRM ALL DIMENSIONS AND NUMBER AND LOCATION OF SADDLES WITH TANK SUPPLIER AND PROVIDE TO ENGINEER PRIOR TO FABRICATION AND PILE INSTALLATION

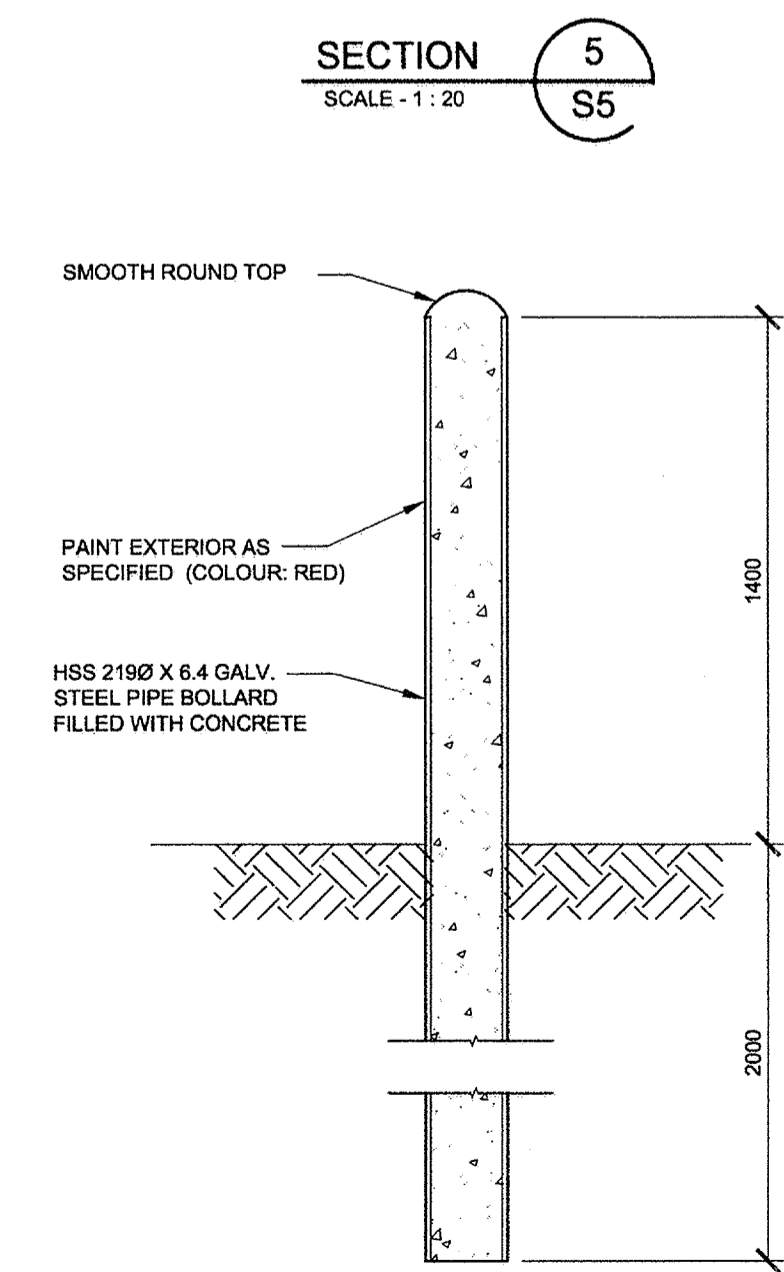
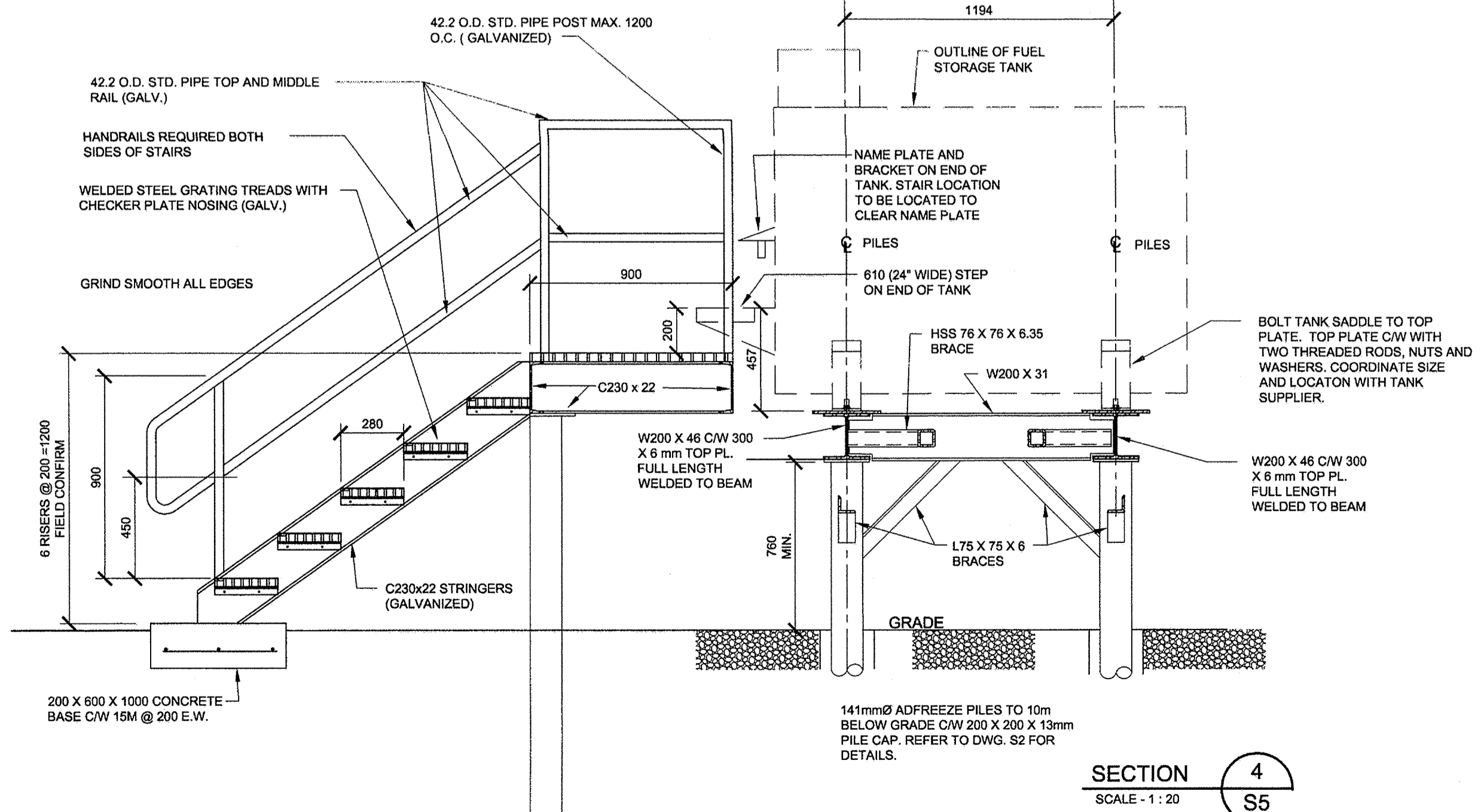
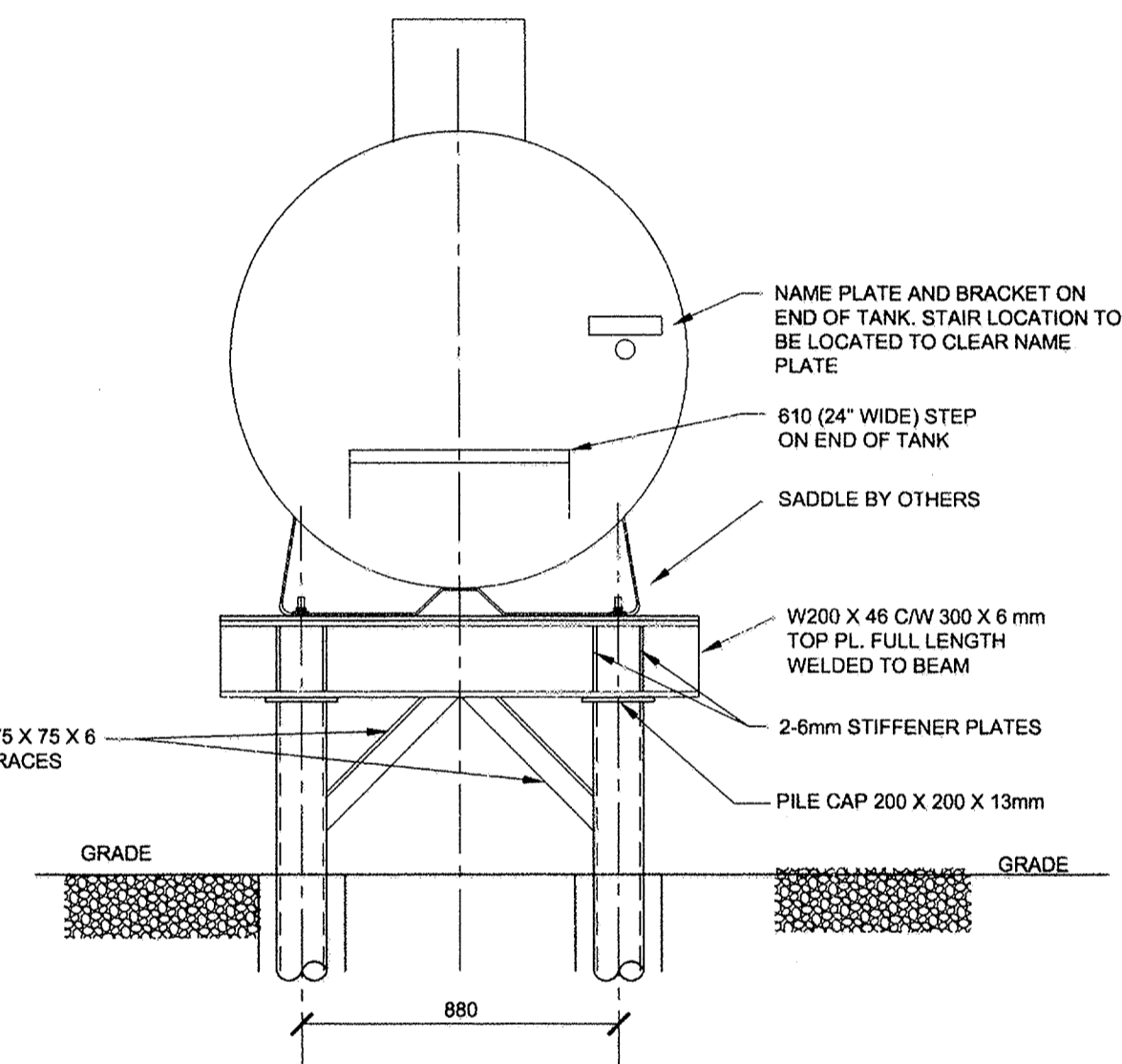
SEE DETAIL 6/S5 FOR BOLLARD DETAIL

WELD FULL PERIMETER OF ALL JOINTS TO SEAL JOINTS.

TANK TO BE CENTERED IN BOTH DIRECTIONS OVER PILES

LOCATION OF PILES FOR FUEL TANK TO BE CONFIRMED ON SITE.

REFER TO SPECIFICATIONS FOR PAINTING REQUIREMENTS



TYPICAL BOLLARD DETAIL 6
 SCALE - 1:20
 S2, S5

KEY PLAN

LEGEND

Kudlik Construction Ltd.
 154 Colonnade Road South
 Ottawa, Ont. K2E 7J5
 Tel: (613) 225-9940
 Fax: (613) 225-7337
 Issue for As Built: 08-02-2012

NOTES: GENERAL CONTRACTOR TO VERIFY ALL DIMENSIONS WITH FINAL ARCHITECTURAL AND MECHANICAL DRAWINGS. NOTIFY THE ENGINEERS OF ANY ERRORS AND/OR OMISSIONS PRIOR TO CONSTRUCTION FOR DIRECTION. DO NOT SCALE THIS DRAWING.

No.	DESCRIPTION	DATE	BY	APP'D
2	ISSUED FOR CONSTRUCTION	10/05/2010	M.N.	K.A.B.
1	ISSUED FOR TENDER	15/06/2009	M.N.	K.A.B.
0	90% SUBMISSION	23/04/2009	M.N.	K.A.B.

REVISIONS

PERMIT TO PRACTICE
TROW ASSOCIATES INC.
 Signature: *Jason A. Dyer*
 Date: *May 10 / 2010*
PERMIT NUMBER: P184
 The Association of Professional Engineers, Geologists and Geophysicists of the NWT/NU

Trow Associates Inc.
 154 Colonnade Road South
 Ottawa, Ont. K2E 7J5
 Tel: (613) 225-9940
 Fax: (613) 225-7337

CITY OF IQALUIT

LIFT STATION NO. 2
 MODIFICATIONS

SECTIONS

design by	K.A. BAKER	project no.	OTBS00019365A
drawn by	M. NUGENT	drawing no.	S5
checked by	K.A. BAKER		
date	03/03/2009		
scale	SECTIONS		