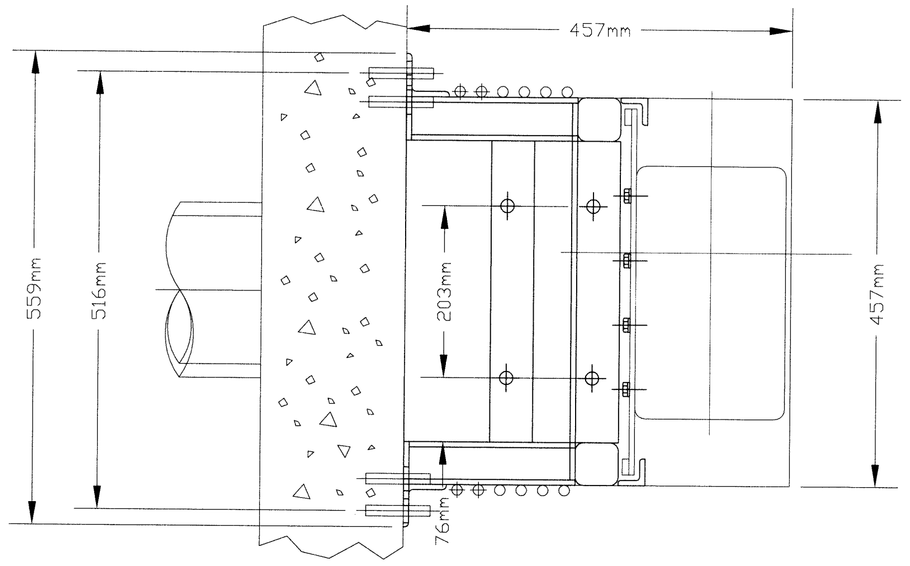

PLAN VIEW

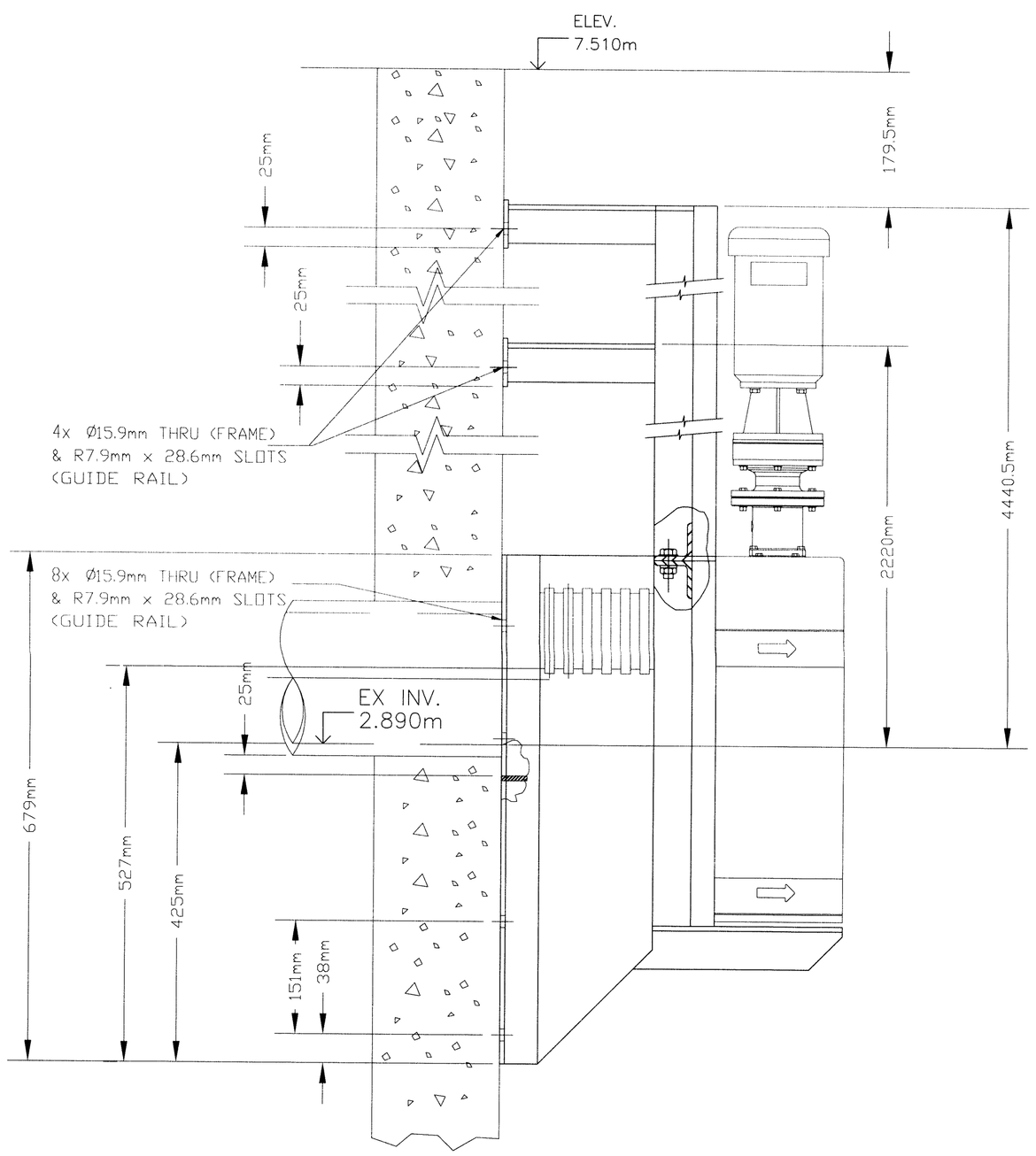

GUIDE RAIL DETAILS

NOTES:

1. ANCHOR TO BE Ø13mm STAINLESS STEEL, HILTI KWIK BOLT II EXPANSION ANCHORS OR APPROVED EQUAL, AISI 304 STAINLESS STEEL, MINIMUM EMBEDMENT 89mm.
2. CONTRACTOR SHALL GROUT OR SEAL GAPS BETWEEN FRAME AND WALL TO PREVENT ANY LARGE PARTICLES FROM PASSING.
3. ALL DIMENSIONS TO BE CONFIRMED TO ENSURE PROPER FIT.
4. APPROX. FRAME WEIGHT 50kg.
   APPROX. GUIDE RAIL WEIGHT 32kg.
   APPROX. GRINDER WEIGHT 149kg
5. GUIDE RAIL, FRAME AND GUIDE PLATE TO BE 304-STAINLESS STEEL

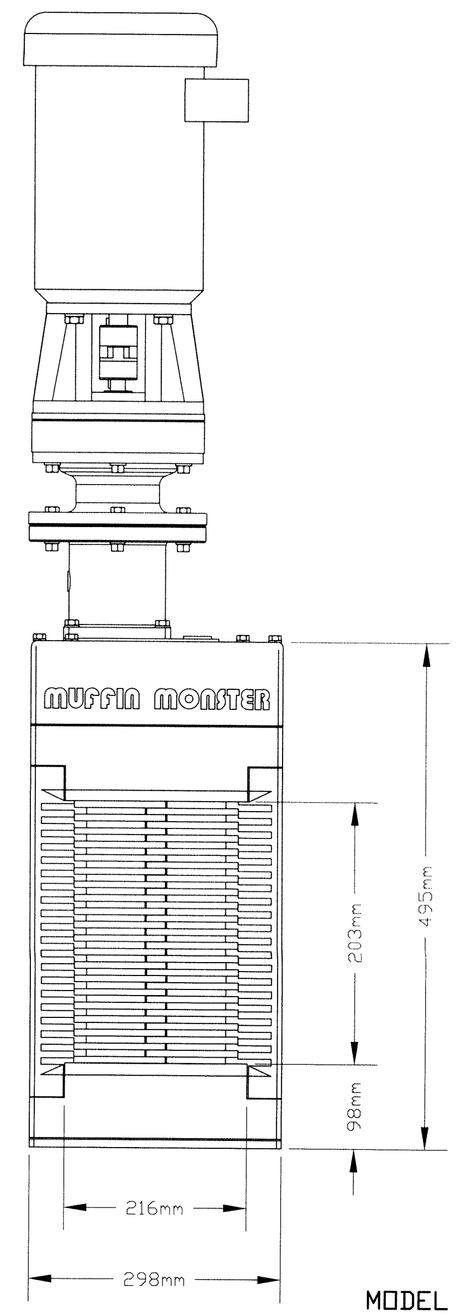

MODEL
30005-8

FRONT VIEW

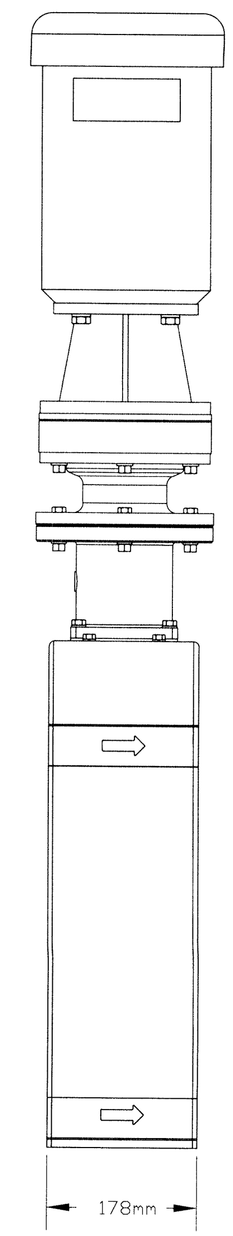

SIDE VIEW

GRINDER OVERVIEW

Iqaluit

LEGEND

PERMIT OF PRACTICE
TROW ASSOCIATES INC.
Signature
Date May 11, 2010
PERMIT NUMBER: P184
The Association of Professional Engineers Geologists and Geophysicists of the NWT/NU

No.	DESCRIPTION	DATE	BY	APP'D
03	ISSUED FOR CONSTRUCTION	10/05/10	ABZ	SLB
02	ISSUED FOR TENDER	05/06/09	ABZ	SLB
01	90% SUBMISSION	17/04/09	ABZ	SLB

REVISIONS

REGISTERED PROFESSIONAL ENGINEER
A.R.ABOZARAD
LICENSEE
May 11, 2010
NWT/NU

Trow Associates Inc.
154 Colonnade Road South
Ottawa, Ont. K2E 7J5
Tel:(613)225-9940
Fax:(613)225-7337

CLIENT
CITY OF IQALUIT

PROJECT
LIFT STATION No. 2
MODIFICATIONS

TITLE
GRINDER DETAILS

design by	ABZ	project no.	OTCD19365A
drawn by	ABZ	drawing no.	P-4
checked by	SLB		
date	30/01/09		
scale	1:5		