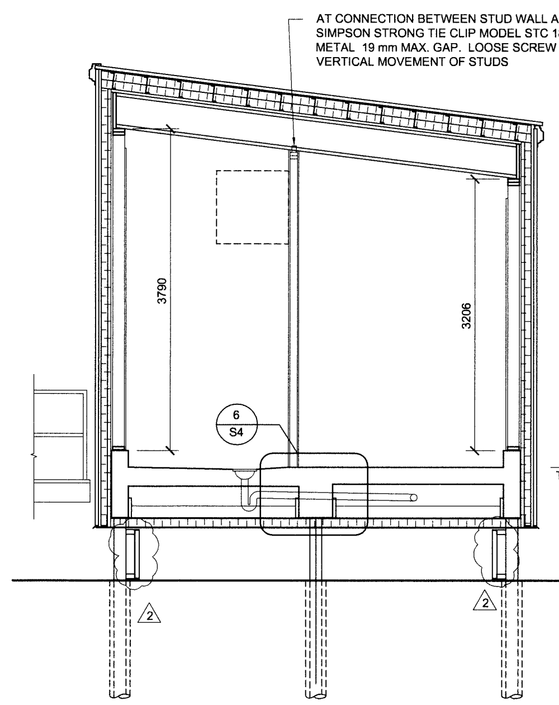

SECTION 1 S1, S2
SCALE - 1 : 50

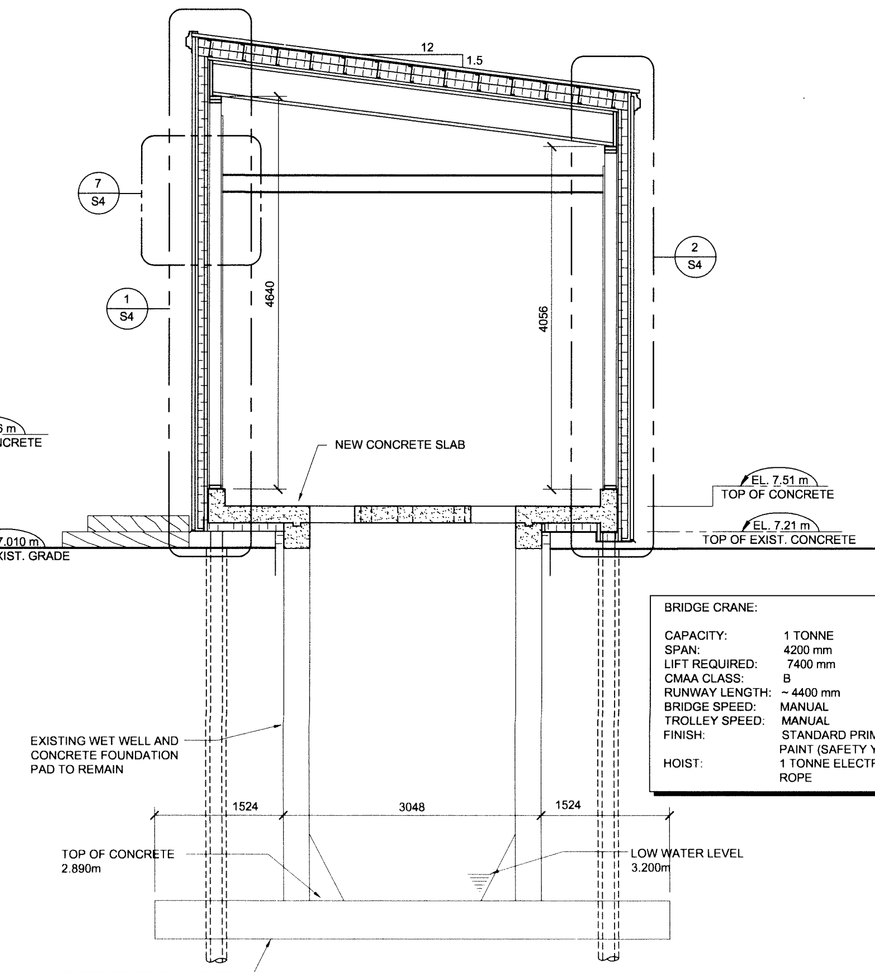

BRIDGE CRANE:

CAPACITY:	1 TONNE
SPAN:	4200 mm
LIFT REQUIRED:	7400 mm
CMAA CLASS:	B
RUNWAY LENGTH:	~ 4400 mm
BRIDGE SPEED:	MANUAL
TROLLEY SPEED:	MANUAL
FINISH:	STANDARD PRIME & FINISH PAINT (SAFETY YELLOW)
HOIST:	1 TONNE ELECTRIC WIRE ROPE

SECTION 2 S1, S2
SCALE - 1 : 50

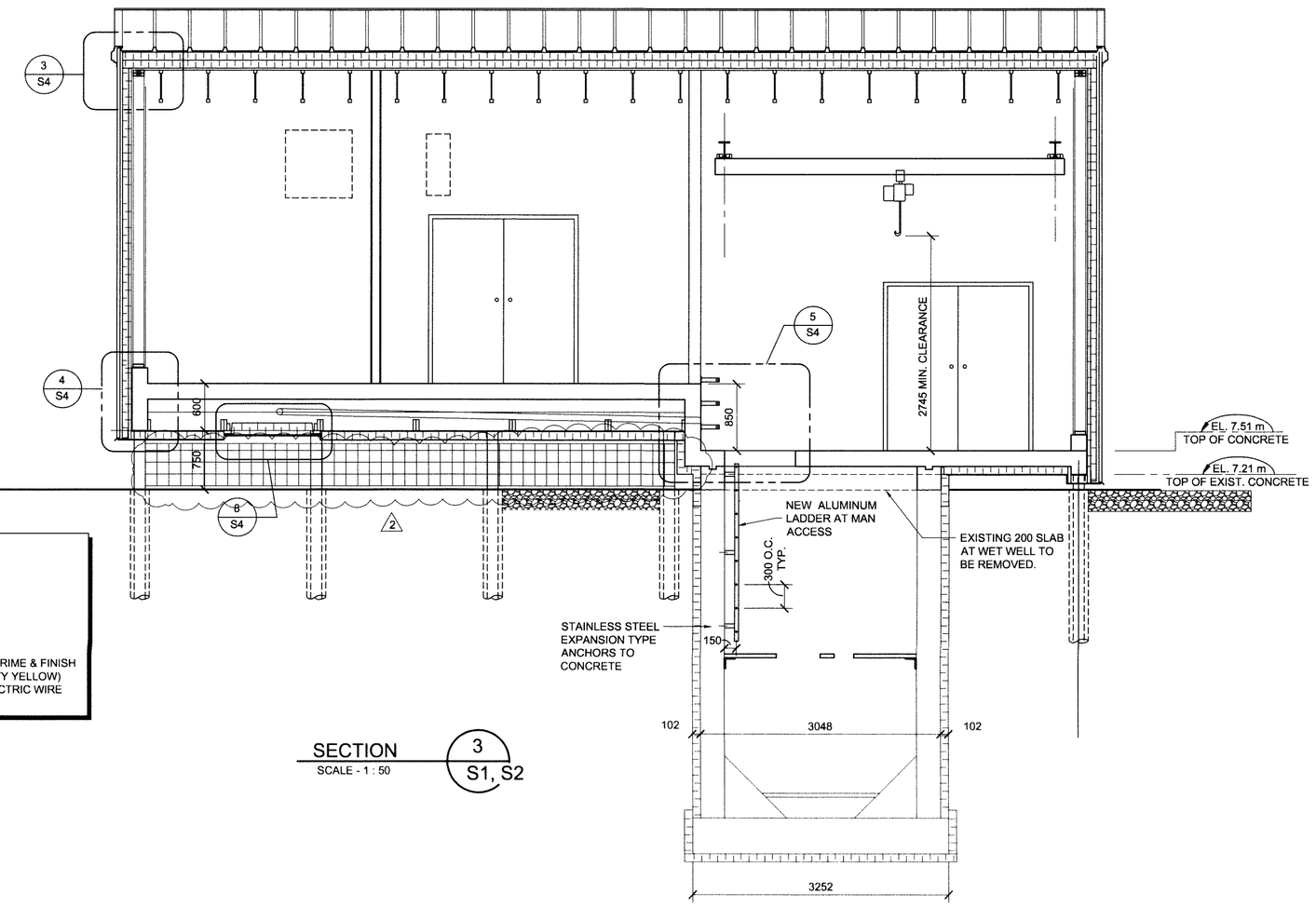

SECTION 3 S1, S2
SCALE - 1 : 50

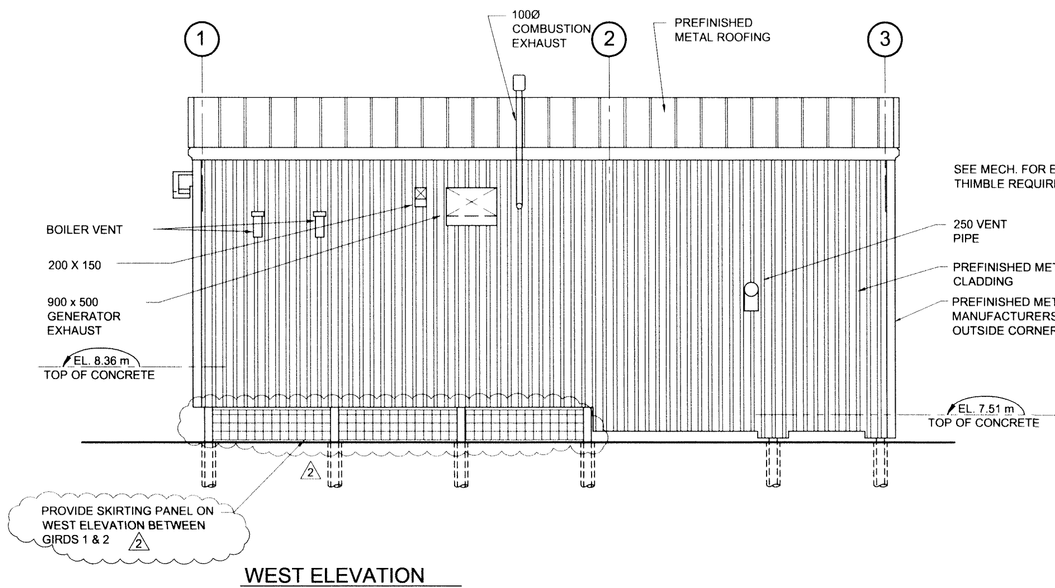

WEST ELEVATION
SCALE 1:75

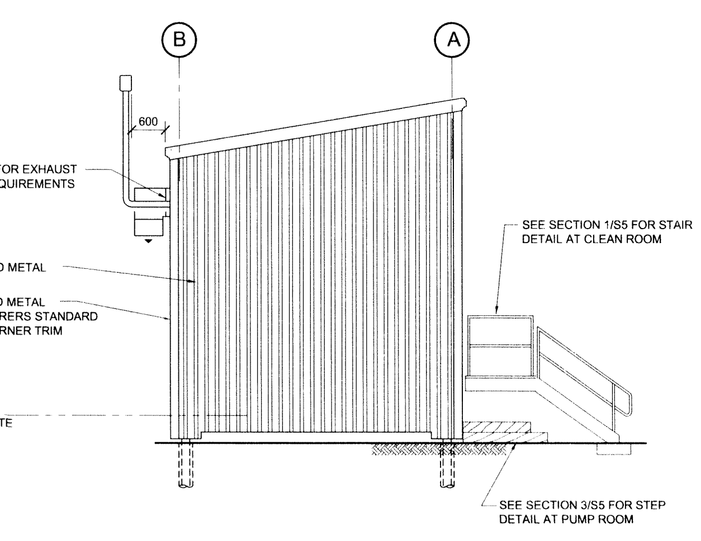

SOUTH ELEVATION
SCALE 1:75

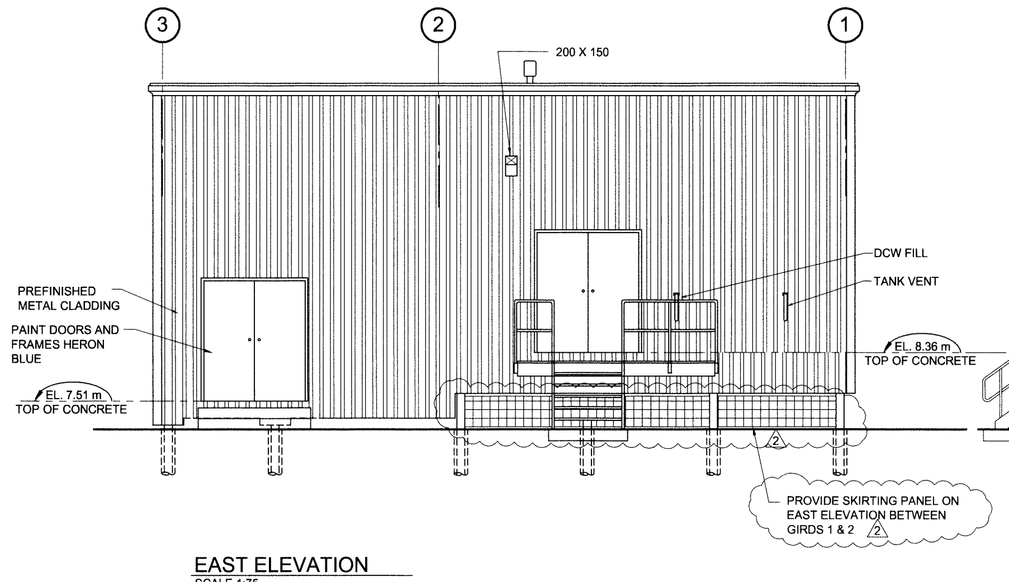

EAST ELEVATION
SCALE 1:75

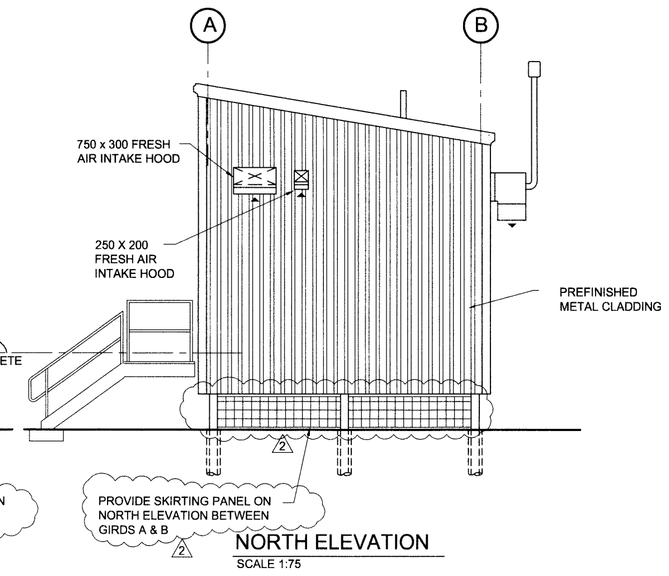

NORTH ELEVATION
SCALE 1:75

KEY PLAN

LEGEND

NOTES: GENERAL CONTRACTOR TO VERIFY ALL DIMENSIONS WITH FINAL ARCHITECTURAL AND MECHANICAL DRAWINGS. NOTIFY THE ENGINEERS OF ANY ERRORS AND / OR OMISSIONS PRIOR TO CONSTRUCTION FOR DIRECTION. DO NOT SCALE THIS DRAWING.

No.	DESCRIPTION	DATE	BY	APP'D
2	ISSUED FOR CONSTRUCTION	10/05/2010	M.N.	K.A.B.
1	ISSUED FOR TENDER	15/06/2009	M.N.	K.A.B.
0	90% SUBMISSION	23/04/2009	M.N.	K.A.B.

R E V I S I O N S

REGISTERED PROFESSIONAL ENGINEER 2010/05/10 K.A. BAKER LICENSED N.W.T.

PERMIT TO PRACTICE
TROW ASSOCIATES INC.
Signature Kevin A Baker
Date May 10/2010
PERMIT NUMBER: P184
The Association of Professional Engineers, Geologists and Geophysicists of the NWT/NU

Trow Associates Inc.
154 Colonnade Road South
Ottawa, Ont. K2E 7J5
Tel:(613)225-9940
Fax:(613)225-7337

CLIENT
CITY OF IQALUIT

PROJECT
LIFT STATION NO. 2 MODIFICATIONS

TITLE
SECTIONS AND ELEVATIONS

design by	K.A. BAKER	project no.	OTBS00019365A
drawn by	M. NUGENT	drawing no.	S3
checked by	K.A. BAKER		
date	03/03/2009		
scale	AS NOTED		