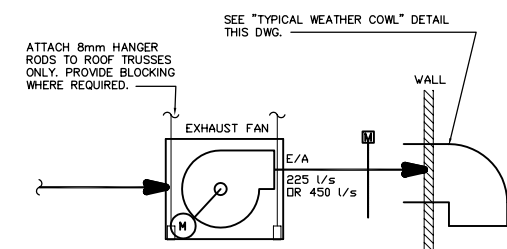


ELEVATION
SECTION
TYPICAL WEATHER COWL DETAIL

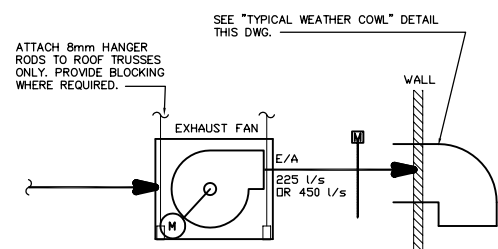


TYPICAL UNIT HEATER
& FORCE FLOW SCHEMATIC

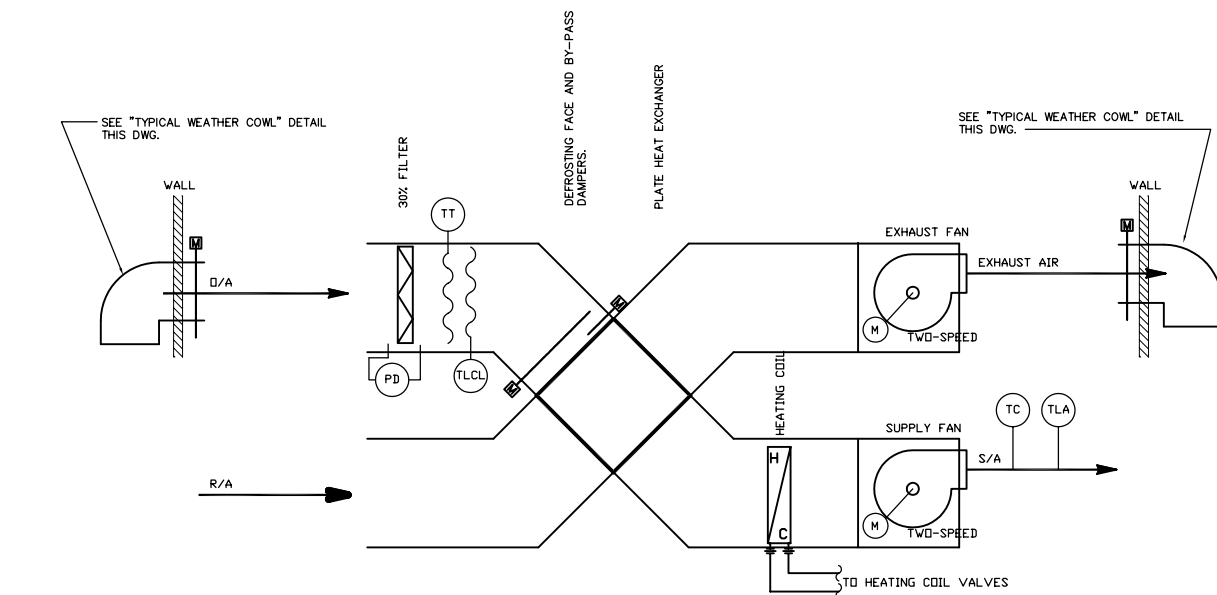
TYPICAL AHU HEATING AND
PREHEAT COILS SCHEMATIC




CABINET EXHAUST AIR FANS EF-XX & EF-XX



CABINET EXHAUST AIR FANS EF-XX & EF-XX



AIR HANDLING UNITS AHU-2 & AHU-3



EXISTING AIR HANDLING UNIT AHU-1

**PRELIMINARY
Not For Construction**

OCT.15.2004

No.	Date	Description
B	2004 10/15	ISSUED FOR 95% REVIEW
A	2004 08/13	ISSUED FOR 50% REVIEW

REVISIONS



Design DCW

Drawn E.J.L.

Approved Chief

Director

Project Title

**CITY OF IQALUIT
WASTEWATER
TREATMENT PLANT**

Drawing Title

**VENTILATION
SCHEMATIC
MECHANICAL**

Scale
N.T.S.

Project No.

75360

Drawing No.
M4-02

Date

30.07.04

Revision
B