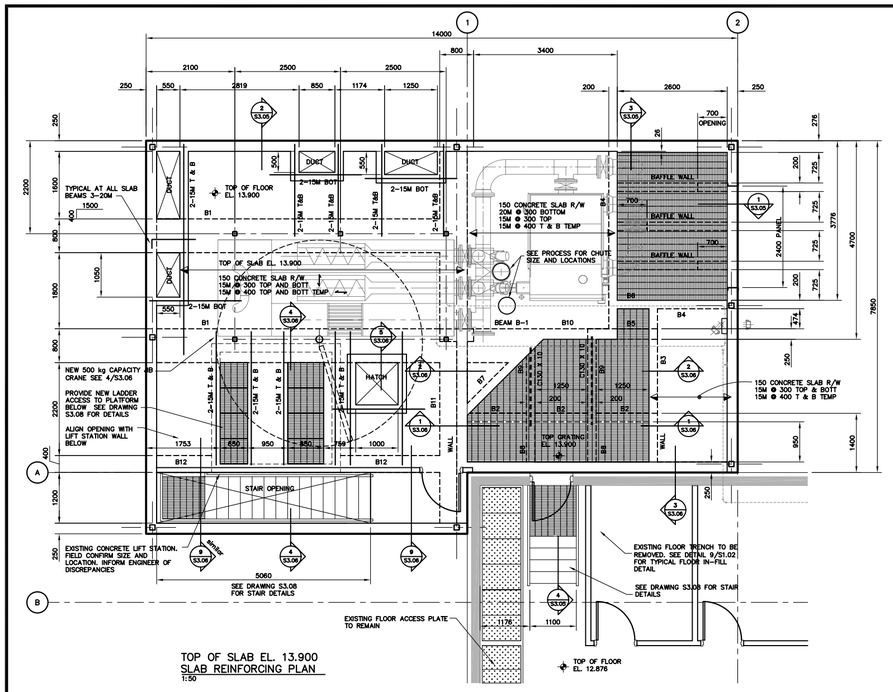

TOP OF SLAB EL. 13.900
SLAB REINFORCING PLAN
1:50

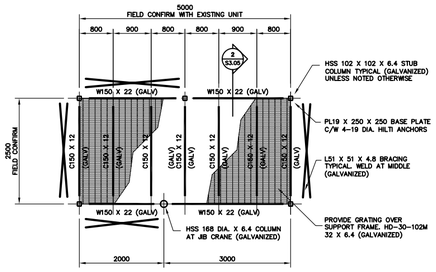

AUGER SUPPRT FRAME PLAN
1:50

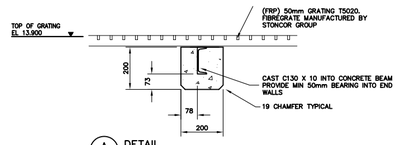

A S3.05 DETAIL
1:10

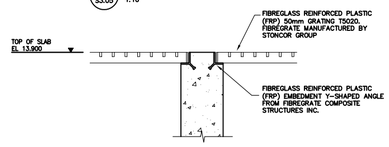

B S3.05 DETAIL
1:10

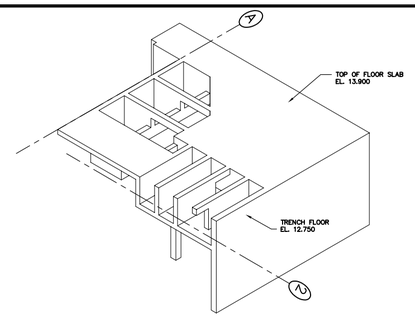

HEADWORKS TRENCH-A
NTS

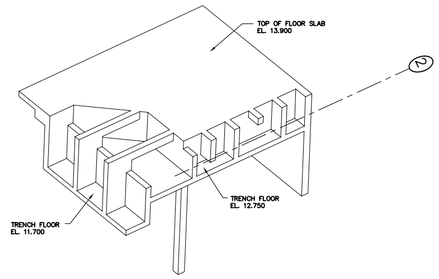

HEADWORKS TRENCH-B
NTS

BEAM SCHEDULE							
TYPE	WIDTH	DEPTH	REINFORCING			STIRRUPS	REMARKS
			TOP	MID.	BOT.		
B1	800	500	6-25M	–	6-25M	10M @ 300	
B2	200	1950	2-20M	10M @ 250	2-20M	10M @ 300	
B3	200	1400/1830	2-25M	10M @ 250	2-25M	10M @ 300	
B4	200	1400	2-25M	10M @ 250	2-25M	10M @ 300	
B5	250	1100	2-20M	10M @ 250	2-20M	10M @ 300	
B6	200	900	2-20M	10M @ 250	2-20M	10M @ 300	
B7	200	2450	2-20M	10M @ 250	2-20M	10M @ 300	
B8	200	2450	2-20M	10M @ 250	2-20M	10M @ 300	
B9	200	200	–	–	–	–	C130 X 10
B10	250	1830	2-25M	10M @ 250	2-25M	10M @ 300	
B11	800	500	6-25M	–	6-25M	10M @ 280	
B12	400	500	4-20M	–	6-25M	10M @ 300	

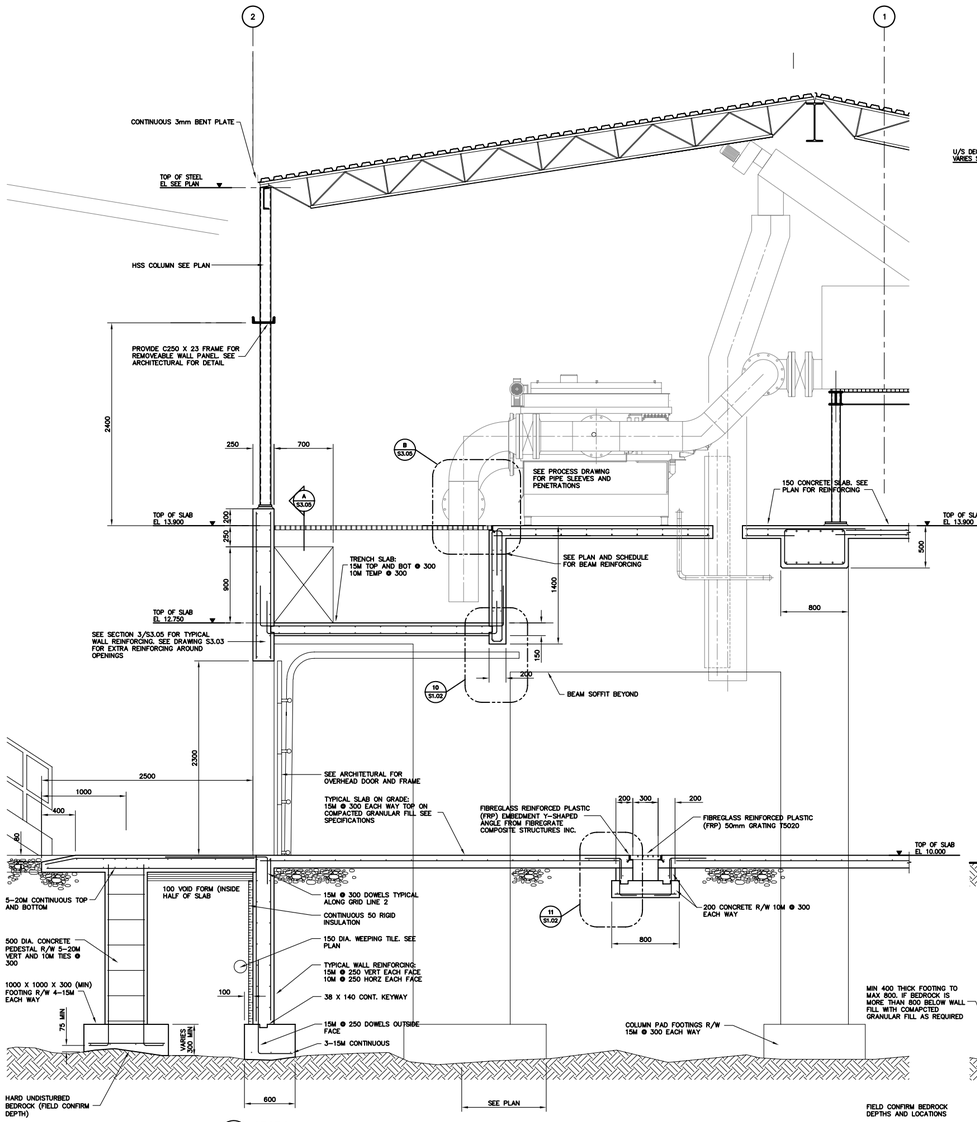

1 S3.05 SECTION
1:25

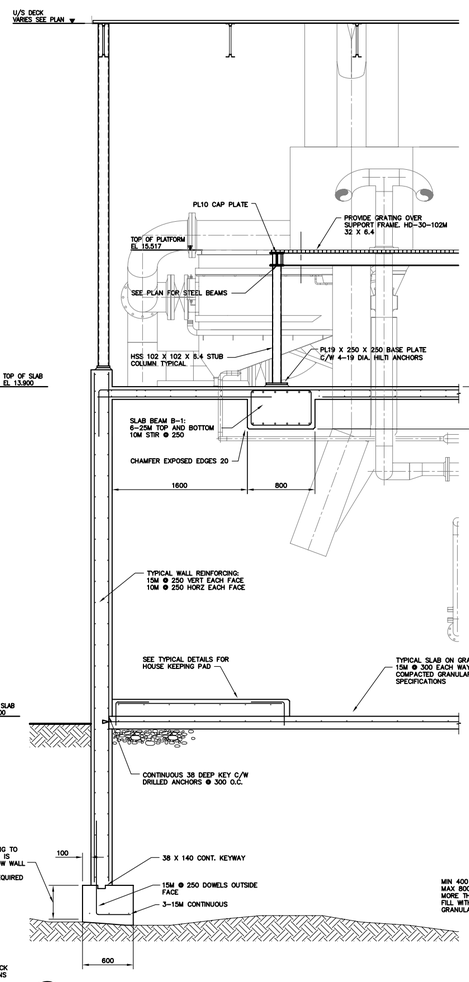

2 S3.05 SECTION
1:25

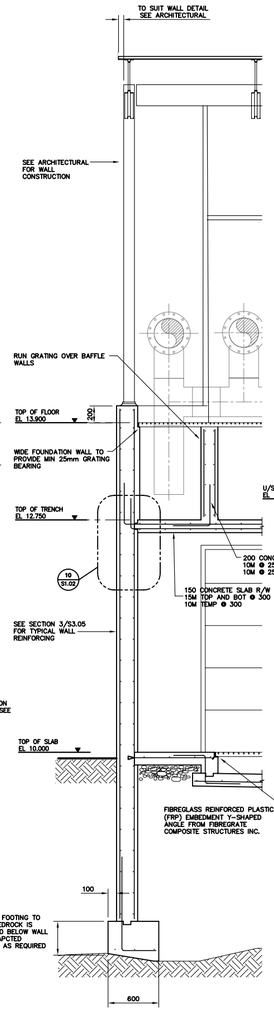

3 S3.05 SECTION
1:25

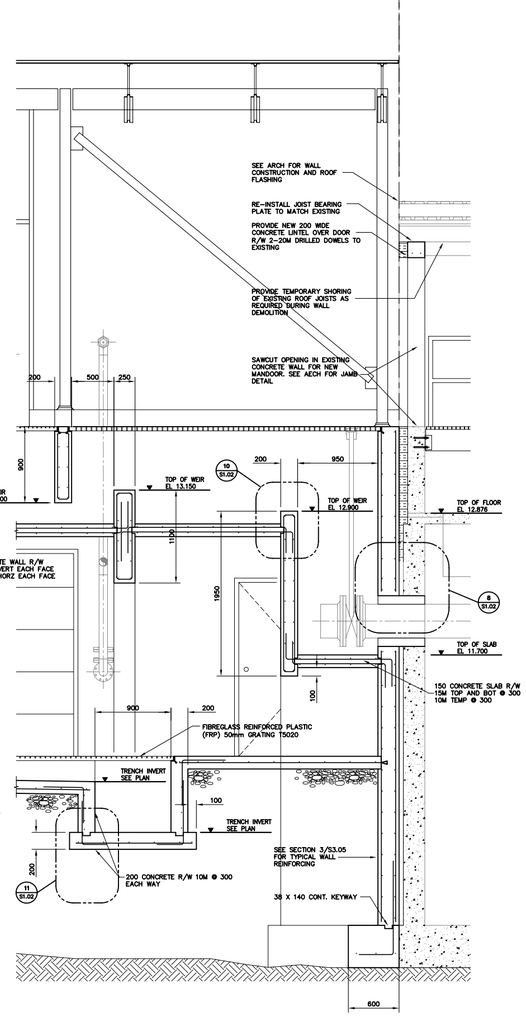

4 S3.05 SECTION
1:25

EarthTech
A Tyco International Ltd. Company
17203-103rd Avenue
EDMONTON, ALBERTA
T5S 1J4 CANADA
Tel. 780-488-6800
Fax. 780-488-2121
www.earthtech.ca

PRELIMINARY
Not For Construction
OCT.15.2004

No.	Date	Description
B	2004 OCT.15	ISSUED FOR 95% CLIENT REVIEW
A	2004 JULY 30	ISSUED FOR CLIENT REVIEW

REVISIONS

iqaluit
CITY of IQALUIT, Nunavut

Design: RJG
Drawn: NV
Approved
Chief
Director

Project Title
CITY OF IQALUIT WASTEWATER TREATMENT PLANT

Drawing Title
STRUCTURAL ENLARGED HEADWORKS FLOOR PLAN

Scale: AS NOTED
Project No.: 75360
Date
Drawing No.: S3-05
Revision: B