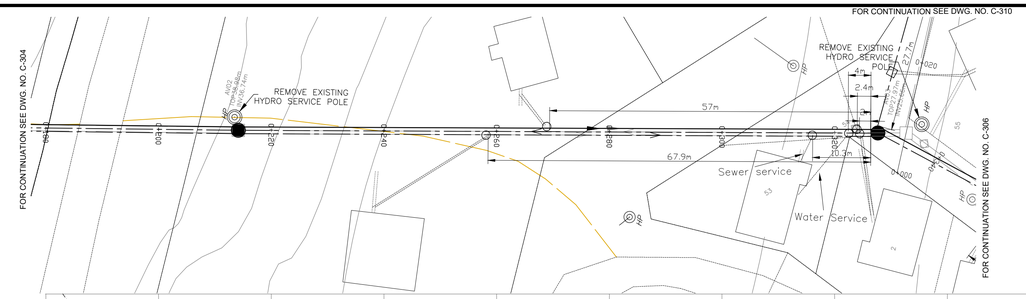

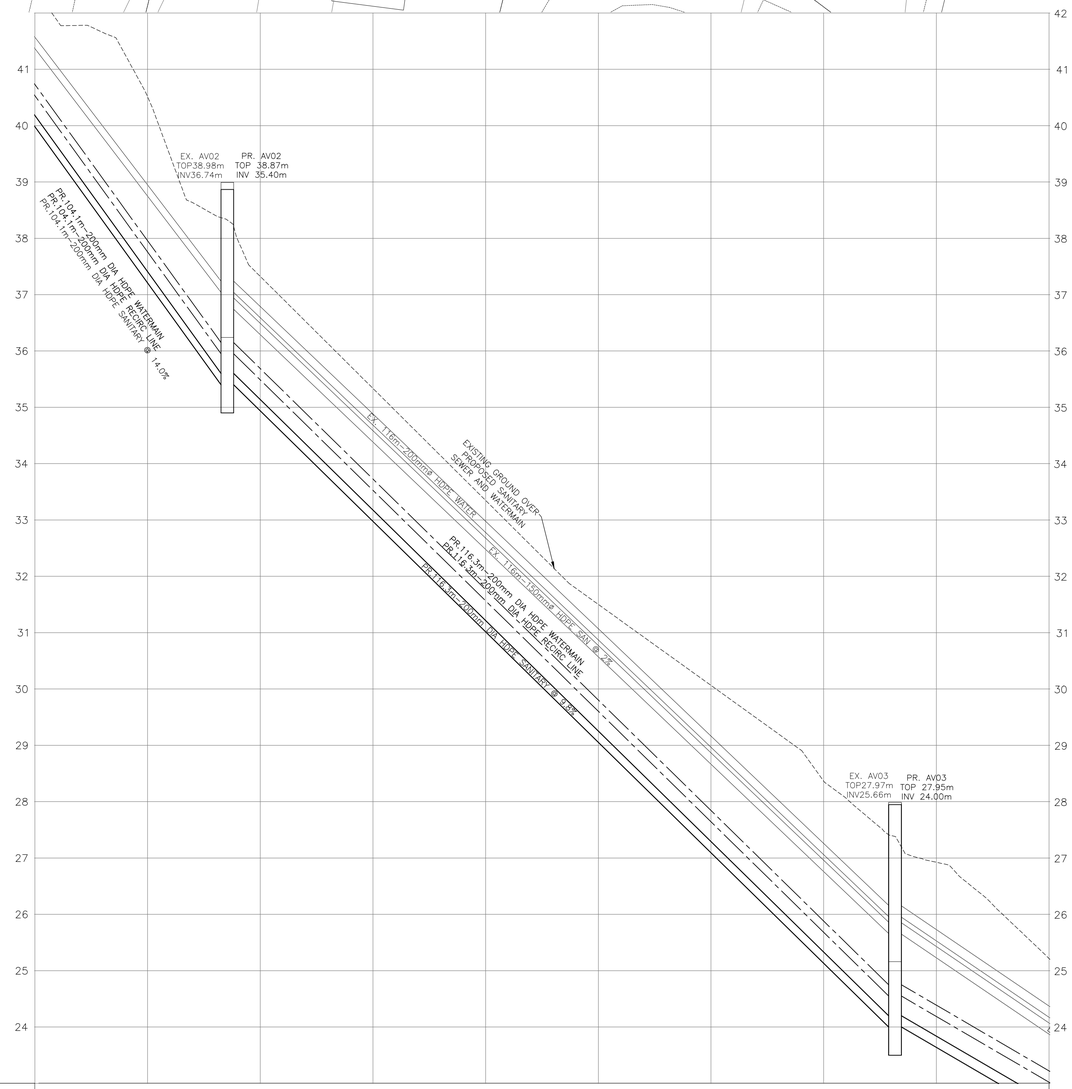

PROPOSED ELEVATION	40.51		37.05		34.25		32.54		30.89		29.16		28.36		26.92
TOP OF WATERMAIN ELEVATION		36.15	36.15	116.3m–200mmø SERIES 128 HDPE WATERMAIN								NW24.75	SW24.75 E 24.75	
TOP OF WATER RECIRC. ELEVATION		36.15	36.15	116.3m–200mmø SERIES 128 HDPE RECIRCULATION								NW24.75		
SANITARY SEWER INVERT		35.40	35.40	116.3m–200mmø SERIES 128 HDPE SAN @ 9.8%								24.00	24.00	
EXISTING ELEVATION	40.51		37.05		34.25		32.54		30.89		29.16		28.36		27.47
CHAINAGE	0+200	214.17	0+220		0+240		0+260		0+280		0+300		0+320	332.66	0+340

No.	Issue	Date
01	ISSUED FOR TENDER	2013-MAR-25
02	REISSUED FOR TENDER	2013-OCT-25
03	ISSUED FOR CONSTRUCTION	2014-APR-21
04	ISSUED FOR AS-BUILT	2016-APR-26

Nunavut

AS-BUILT

DATE: APRIL 26, 2016

No.	Revision	Ckd. By	Date
00	100% SUBMISSION	SLB	2013-MAR-04

Const. North

Drawn By: I.CRAWFORD

Dwg. Standards Ckd. By:

Designed By: A. ZARAD

Dwg. Design Ckd. By: S. BURDEN

Date Printed

exp Services Inc.
t: +1.613.688.1899 | f: +1.613.225.7330
2650 Queensview Drive, Unit 100
Ottawa, ON K2B 8H6
CANADA
www.exp.com

• BUILDINGS • EARTH & ENVIRONMENT • ENERGY •
• INDUSTRIAL • INFRASTRUCTURE • SUSTAINABILITY •

Project Title

NEW UTILIDOR DESIGN
RESOLUTE BAY, NU

Dwg. Title

PLAN AND PROFILE AV02 TO AV03

Project No. OTT-00206333-A0

Dwg. No. **C-305**

Rev. No. 03

Scale 1:500

This drawing is not to be scaled

exp Services Inc. © 2012

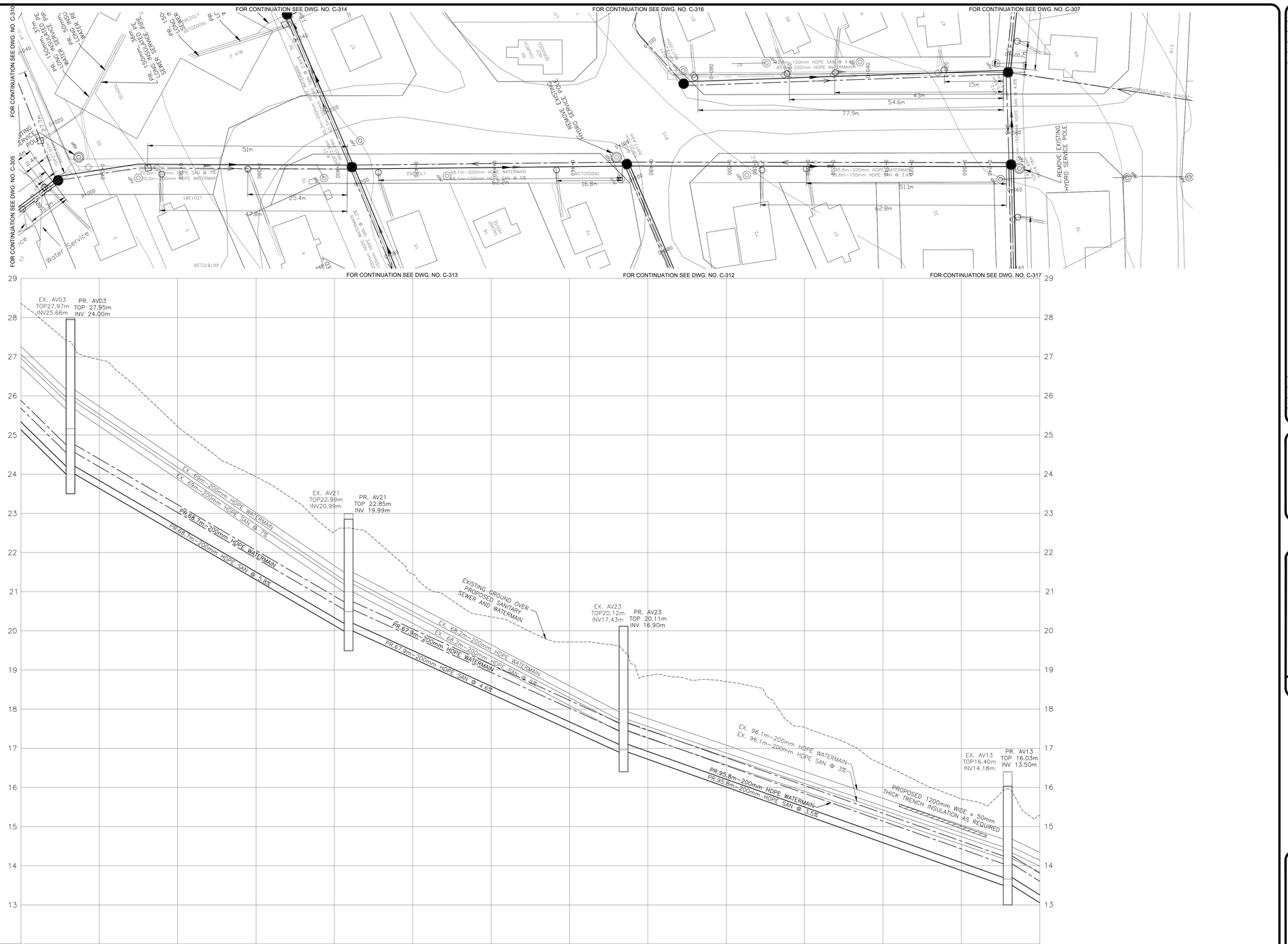
FOR CONTINUATION SEE DWG. NO. C-314
FOR CONTINUATION SEE DWG. NO. C-316
FOR CONTINUATION SEE DWG. NO. C-307
FOR CONTINUATION SEE DWG. NO. C-305
FOR CONTINUATION SEE DWG. NO. C-310
FOR CONTINUATION SEE DWG. NO. C-313
FOR CONTINUATION SEE DWG. NO. C-312
FOR CONTINUATION SEE DWG. NO. C-317
EX. AV03 TOP27.97m INV25.66m
PR. AV03 TOP 27.95m INV 24.00m
EX. AV21 TOP22.99m INV20.99m
PR. AV21 TOP 22.85m INV 19.99m
EX. AV23 TOP20.12m INV17.43m
PR. AV23 TOP 20.11m INV 16.90m
EX. AV13 TOP16.40m INV14.18m
PR. AV13 TOP 16.03m INV 13.50m
EX. 68m-200mm HDPE WATERMAIN
EX. 68m-200mm HDPE SAN @ 7%
PR.68.7m-200mm HDPE WATERMAIN
PR.68.7m-200mm HDPE SAN @ 5.8%
EXISTING GROUND OVER PROPOSED SANITARY SEWER AND WATERMAIN
EX. 68.7m-200mm HDPE WATERMAIN
EX. 68.7m-200mm HDPE SAN @ 3%
PR.67.9m-200mm HDPE WATERMAIN
PR.67.9m-200mm HDPE SAN @ 4.6%
EX. 96.1m-200mm HDPE WATERMAIN
EX. 96.1m-200mm HDPE SAN @ 3%
PR.95.8m-200mm HDPE WATERMAIN
PR.95.8m-200mm HDPE SAN @ 3.5%
PROPOSED 1200mm WIDE x 50mm THICK TRENCH INSULATION AS REQUIRED
REMOVE EXSTING HYDRO SERVICE POLE
REMOVE EXISTING HYDRO SERVICE POLE
PROPOSED 150mm HDPE SAN @ 4.6%
PROPOSED 200mm HDPE WATERMAIN
PROPOSED 200mm HDPE WATERMAIN
PROPOSED 150mm HDPE SAN @ 3.4%
PROPOSED 150mm HDPE SAN @ 7%
PROPOSED 200mm HDPE WATERMAIN
PROPOSED 200mm HDPE WATERMAIN
PROPOSED 200mm HDPE WATERMAIN

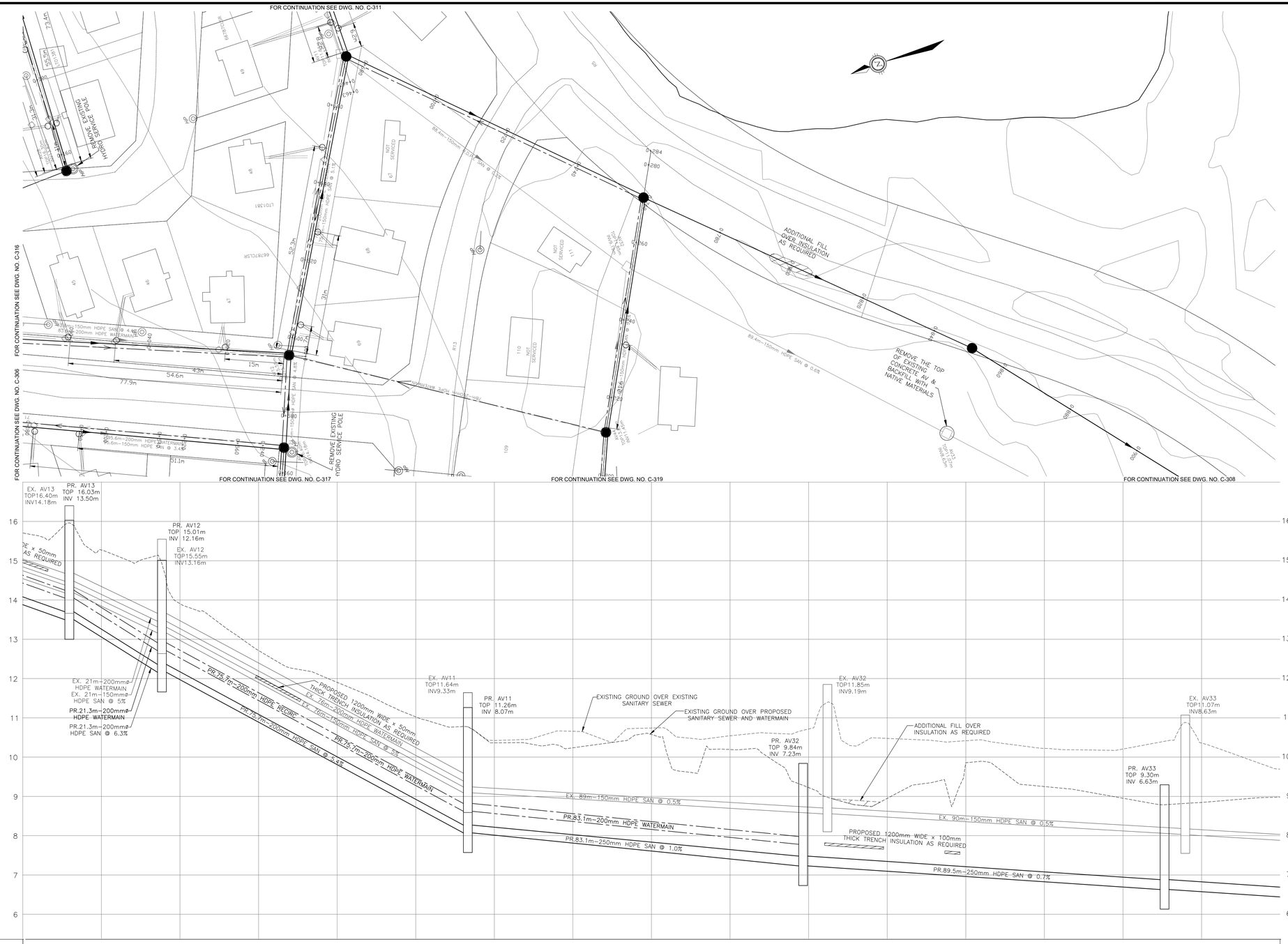
FOR CONTINUATION SEE DWG. NO. C-311
FOR CONTINUATION SEE DWG. NO. C-316
FOR CONTINUATION SEE DWG. NO. C-306
FOR CONTINUATION SEE DWG. NO. C-317
FOR CONTINUATION SEE DWG. NO. C-319
FOR CONTINUATION SEE DWG. NO. C-308
REMOVE EXISTING HYDRO SERVICE POLE
ADDITIONAL FILL OVER INSULATION AS REQUIRED
REMOVE THE TOP OF EXISTING CONCRETE AV & BACKFILL WITH NATIVE MATERIALS
89.4m–150mm HDPE SAN @ 0.6%
EX. AV13 TOP16.40m INV14.18m
PR. AV13 TOP 16.03m INV 13.50m
PR. AV12 TOP 15.01m INV 12.16m
EX. AV12 TOP15.55m INV13.16m
EX. 21m–200mmø HDPE WATERMAIN
EX. 21m–150mmø HDPE SAN @ 5%
PR.21.3m–200mmø HDPE WATERMAIN
PR.21.3m–200mmø HDPE SAN @ 6.3%
PR.75.7m–200mmø HDPE RECIRC
PR.75.7m–200mmø HDPE SAN @ 5.4%
PROPOSED 1200mm WIDE x 50mm THICK TRENCH INSULATION AS REQUIRED
EX. 75m–200mmø HDPE WATERMAIN
EX. 75m–150mm HDPE SAN @ 5%
PR.75.7m–200mmø HDPE WATERMAIN
EX. AV11 TOP11.64m INV9.33m
PR. AV11 TOP 11.26m INV 8.07m
EXISTING GROUND OVER EXISTING SANITARY SEWER
EXISTING GROUND OVER PROPOSED SANITARY SEWER AND WATERMAIN
EX. AV32 TOP11.85m INV9.19m
PR. AV32 TOP 9.84m INV 7.23m
ADDITIONAL FILL OVER INSULATION AS REQUIRED
EX. AV33 TOP11.07m INV8.63m
PR. AV33 TOP 9.30m INV 6.63m
EX. 89m–150mm HDPE SAN @ 0.5%
PR.83.1m–200mm HDPE WATERMAIN
PR.83.1m–250mm HDPE SAN @ 1.0%
EX. 90m–150mm HDPE SAN @ 0.5%
PROPOSED 1200mm WIDE x 100mm THICK TRENCH INSULATION AS REQUIRED
PR.89.5m–250mm HDPE SAN @ 0.7%
16
15
14
13
12
11
10
9
8
7
6

| | | |

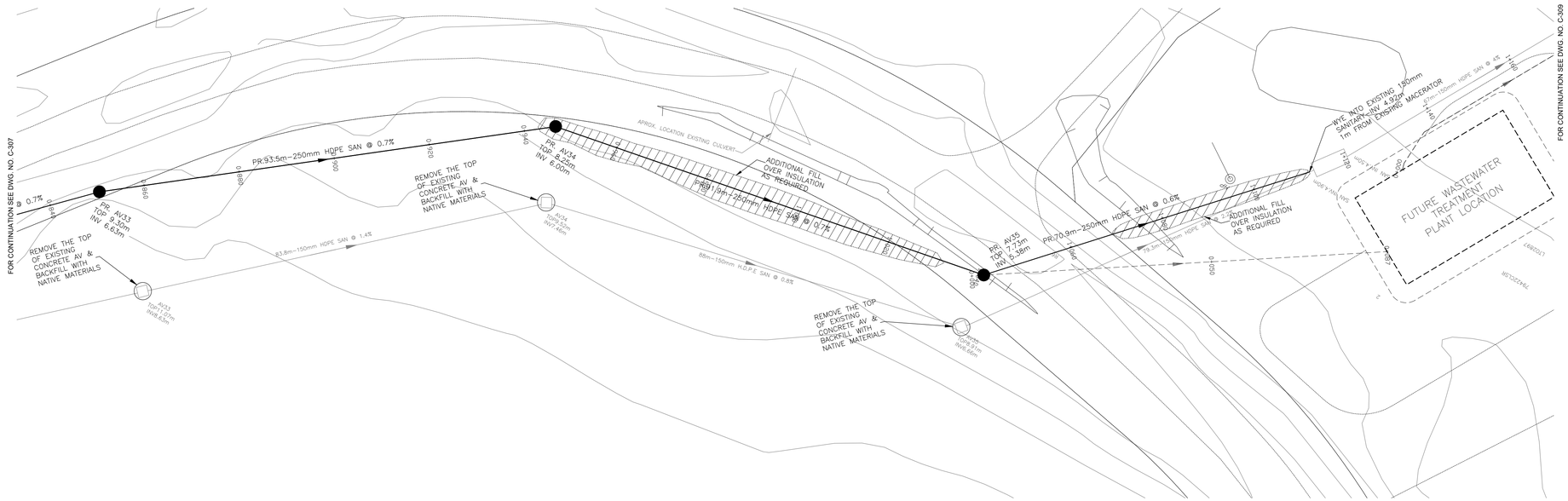
FOR CONTINUATION SEE DWG. NO. C-307
FOR CONTINUATION SEE DWG. NO. C-309
PR. AV33 TOP 9.30m INV 6.63m
PR.93.5m–250mm HDPE SAN @ 0.7%
PR. AV34 TOP 8.25m INV 6.00m
PR.91.9m–250mm HDPE SAN @ 0.7%
PR. AV35 TOP 7.73m INV 5.38m
PR.70.9m–250mm HDPE SAN @ 0.6%
REMOVE THE TOP OF EXISTING CONCRETE AV & BACKFILL WITH NATIVE MATERIALS
ADDITIONAL FILL OVER INSULATION AS REQUIRED
APPROX. LOCATION EXISTING CULVERT
WYE INTO EXISTING 150mm SANITARY–INV 4.92m 1m FROM EXISTING MACERATOR
FUTURE WASTEWATER TREATMENT PLANT LOCATION

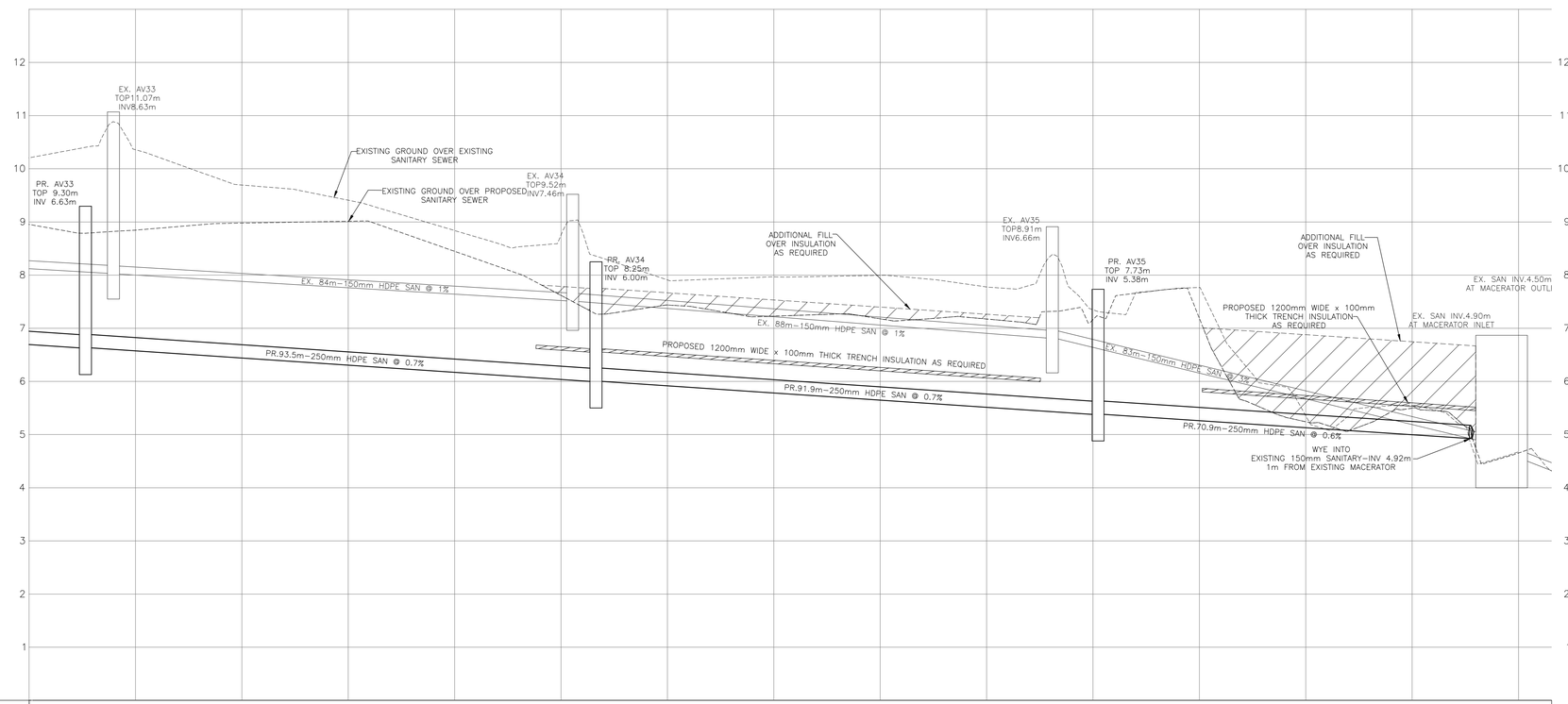
EX. AV33 TOP11.07m INV8.63m
PR. AV33 TOP 9.30m INV 6.63m
EXISTING GROUND OVER EXISTING SANITARY SEWER
EXISTING GROUND OVER PROPOSED SANITARY SEWER
EX. AV34 TOP9.52m INV7.46m
PR. AV34 TOP 8.25m INV 6.00m
ADDITIONAL FILL OVER INSULATION AS REQUIRED
EX. AV35 TOP8.91m INV6.66m
PR. AV35 TOP 7.73m INV 5.38m
EX. 84m–150mm HDPE SAN @ 1%
EX. 88m–150mm HDPE SAN @ 1%
PROPOSED 1200mm WIDE x 100mm THICK TRENCH INSULATION AS REQUIRED
PR.93.5m–250mm HDPE SAN @ 0.7%
PR.91.9m–250mm HDPE SAN @ 0.7%
EX. 83m–150mm HDPE SAN @ 1%
PROPOSED 1200mm WIDE x 100mm THICK TRENCH INSULATION AS REQUIRED
EX. SAN INV.4.50m AT MACERATOR OUTLI
EX. SAN INV.4.90m AT MACERATOR INLET
PR.70.9m–250mm HDPE SAN @ 0.6%
WYE INTO EXISTING 150mm SANITARY–INV 4.92m 1m FROM EXISTING MACERATOR

| | | |

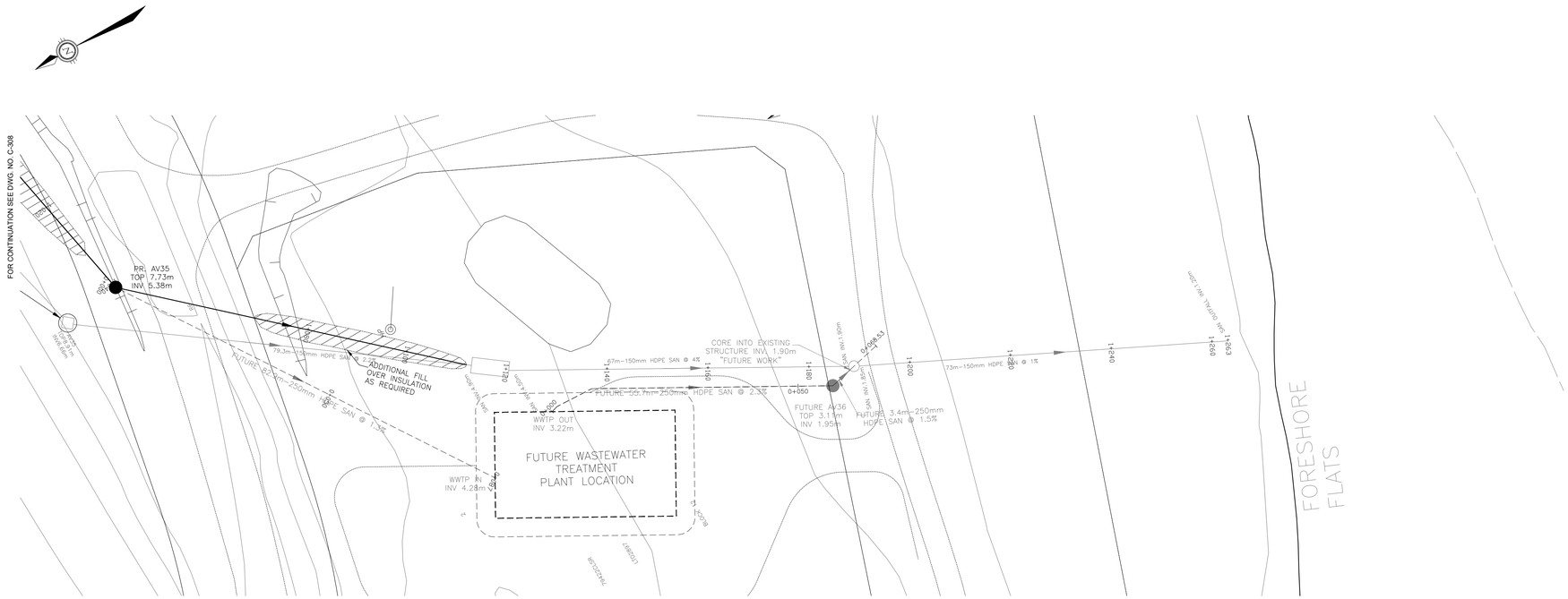

FUTURE WORK FOR INFORMATION PURPOSE ONLY

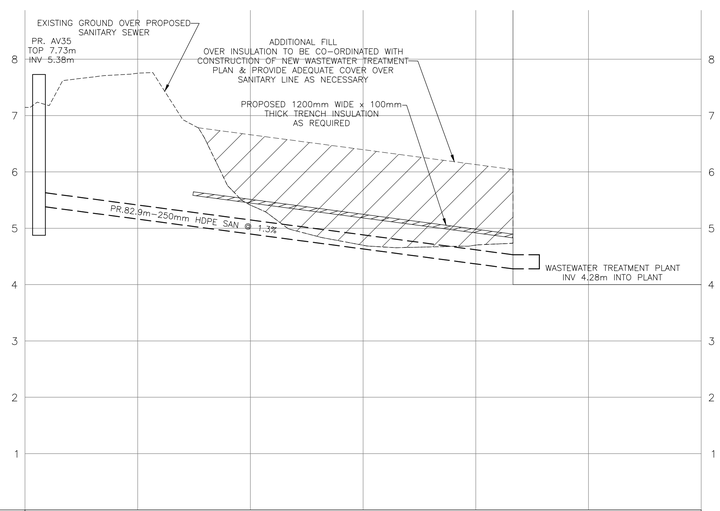

PROPOSED ELEVATION	7.15	7.75	5.41	4.70	4.70			
TOP OF WATERMAIN ELEVATION								
TOP OF WATER RECIRC ELEVATION								
SANITARY SEWER INVERT	5.38 / 5.38	82.9m-200mmø SERIES 128 HDPE SAN @ 1.3%			4.28			
EXISTING ELEVATION	7.15	7.75	5.41	4.70	4.70			
CHAINAGE	0+000	0+002.49	0+020	0+040	0+060	0+080	0+086.61	0+100	0+120

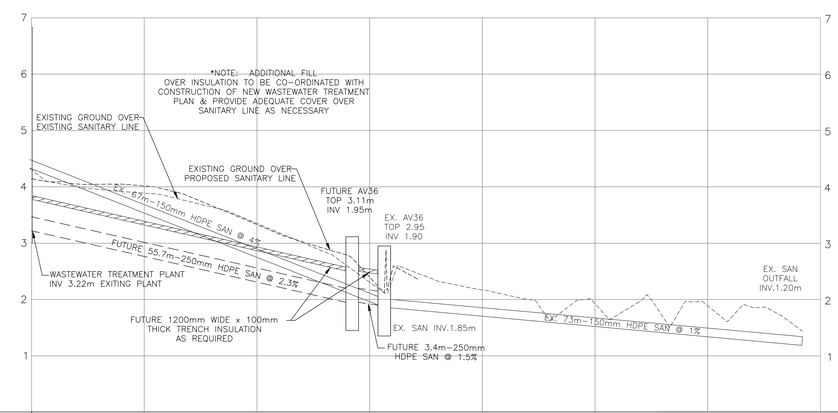

PROPOSED ELEVATION	4.15	4.02	3.33	2.40			1.57	1.67
TOP OF WATERMAIN ELEVATION								
TOP OF WATER RECIRC ELEVATION								
SANITARY SEWER INVERT	3.22	55.7m-250mmø SERIES 128 HDPE SAN @ 2.3%		1.95 / 1.95 / EX. 1.90 / EX. 1.85				EX. 1.20
EXISTING ELEVATION	4.15	4.02	3.33	2.40			1.57	1.67
CHAINAGE	0+000	0+020	0+040	0+056.91 / 0+060	0+080	0+100		

exp Services Inc. © 2012

No.	Issue	Date

Nunavut

AS-BUILT

DATE: APRIL 26, 2016

No.	Revision	Ckd. By	Date

Const. North

Drawn By: I.CRAWFORD

Dwg. Standards Ckd. By:

Designed By: A. ZARAD

Date Printed

Dwg. Design Ckd. By: S. BURDEN

exp Services Inc.
t: +1.613.688.1899 | f: +1.613.225.7330
2650 Queensview Drive, Unit 100
Ottawa, ON K2B 8H6
CANADA
www.exp.com

• BUILDINGS • EARTH & ENVIRONMENT • ENERGY •
• INDUSTRIAL • INFRASTRUCTURE • SUSTAINABILITY •

Project Title

NEW UTILIDOR DESIGN
RESOLUTE BAY, NU

Dwg. Title

PLAN AND PROFILE AV35 TO AV36

Project No. OTT-00206333-A0

Dwg. No. **C-309**

Rev. No. 00

Scale 1:500

This drawing is not to be scaled

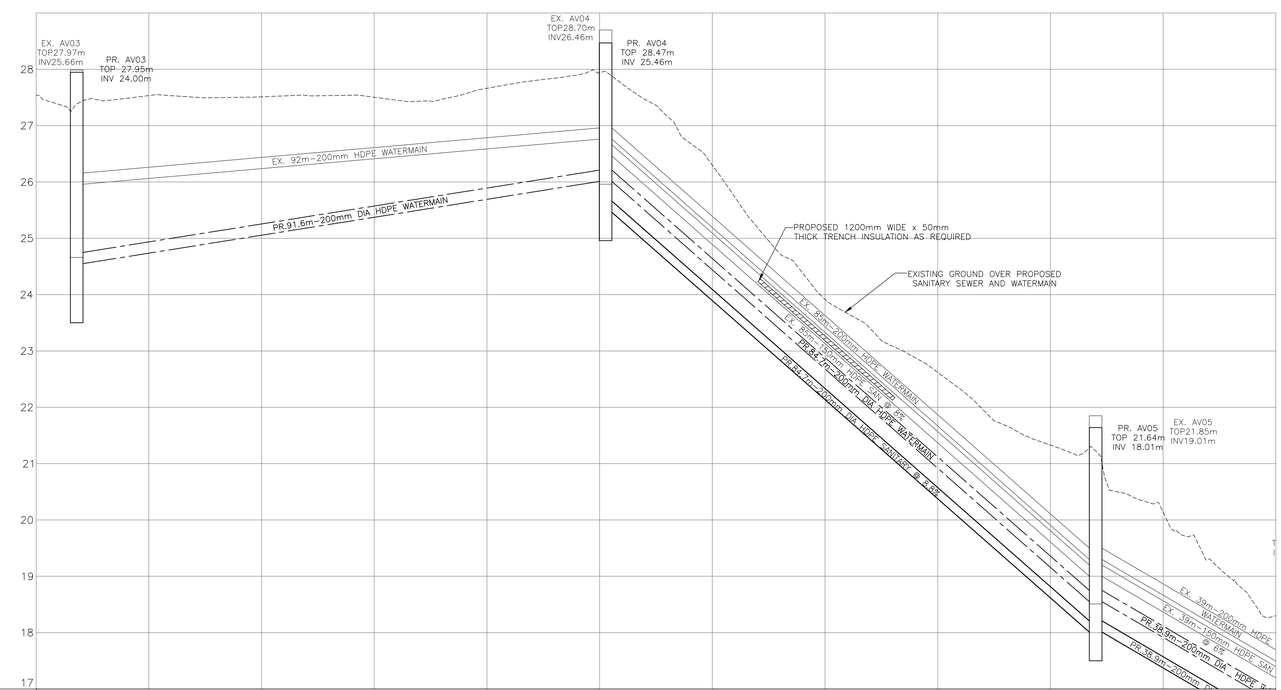

PROPOSED ELEVATION	27.54		27.53		27.51		27.50		27.66		27.94		26.30		23.92		22.62		21.33		20.14				
TOP OF WATERMAIN ELEVATION		NW24.75		SW24.75 E 24.75		91.6m–200mmø SERIES 128 HDPE WATERMAIN						26.21		84.7m–200mmø SERIES 128 HDPE WATERMAIN						18.76		18.76		38.9m–200mmø SERIES 12 HDPE WATERMAIN	
TOP OF WATER RECIRC ELEVATION		NW24.75		SW24.75 E 24.75																					
SANITARY SEWER INVERT		24.00		24.00								25.46		84.7m–200mmø SERIES 128 HDPE SAN @ 8.8%						18.01		18.01		38.9m–200mmø SERIES 12 HDPE SAN @ 5.9%	
EXISTING ELEVATION	27.54		27.53		27.51		27.50		27.66		27.94		26.30		23.92		22.62		21.33		20.14				
CHAINAGE	0+000	0+007.20	0+020		0+040		0+060		0+080		0+100	0+101.06	0+120		0+140		0+160		0+180	0+188.03	0+200				

No.	Issue	Date
01	ISSUED FOR TENDER	2013-MAR-25
02	REISSUED FOR TENDER	2013-OCT-25
03	ISSUED FOR CONSTRUCTION	2014-APR-21
04	ISSUED FOR AS-BUILT	2016-APR-26

Nunavut

AS-BUILT

DATE: APRIL 26, 2016

No.	Revision	Ckd. By	Date
00	100% SUBMISSION	SLB	2013-MAR-04

Const. North

Drawn By: I.CRAWFORD

Dwg. Standards Ckd. By:

Designed By: A. ZARAD

Date Printed

Dwg. Design Ckd. By: S. BURDEN

exp Services Inc.
t: +1.613.688.1899 | f: +1.613.225.7330
2650 Queensview Drive, Unit 100
Ottawa, ON K2B 8H6
CANADA
www.exp.com

• BUILDINGS • EARTH & ENVIRONMENT • ENERGY •
• INDUSTRIAL • INFRASTRUCTURE • SUSTAINABILITY •

Project Title

NEW UTILIDOR DESIGN
RESOLUTE BAY, NU

Dwg. Title

PLAN AND PROFILE AV03 TO AV05

Project No. OTT-00206333-A0

Dwg. No. **C-310** Rev. No. 03

Scale 1:500
This drawing is not to be scaled

exp Services Inc. © 2012

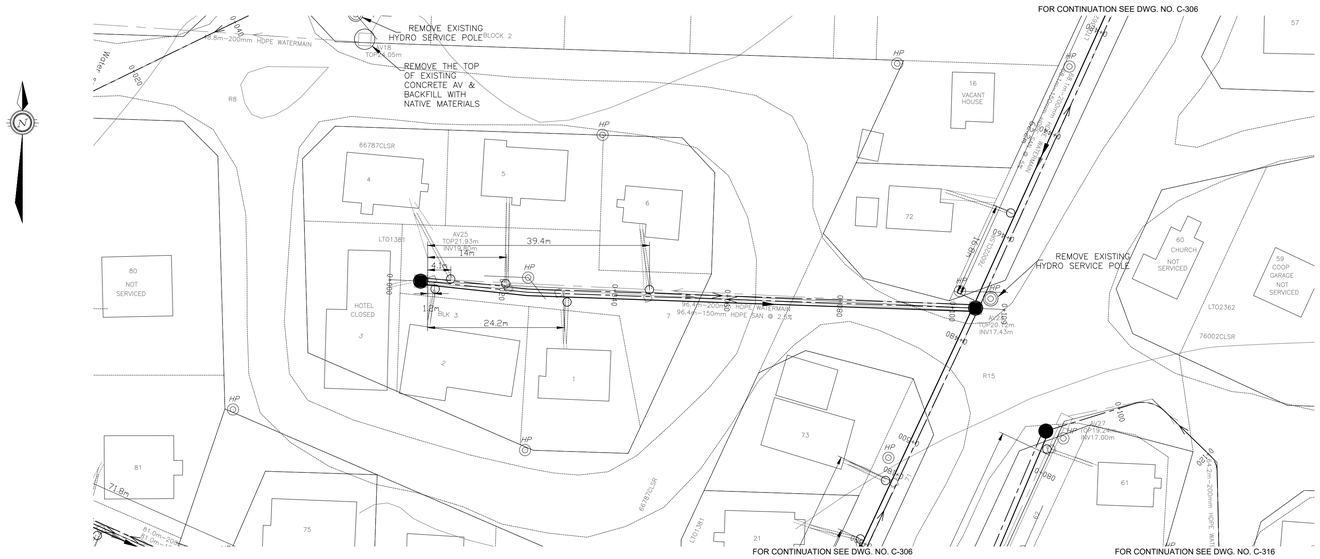

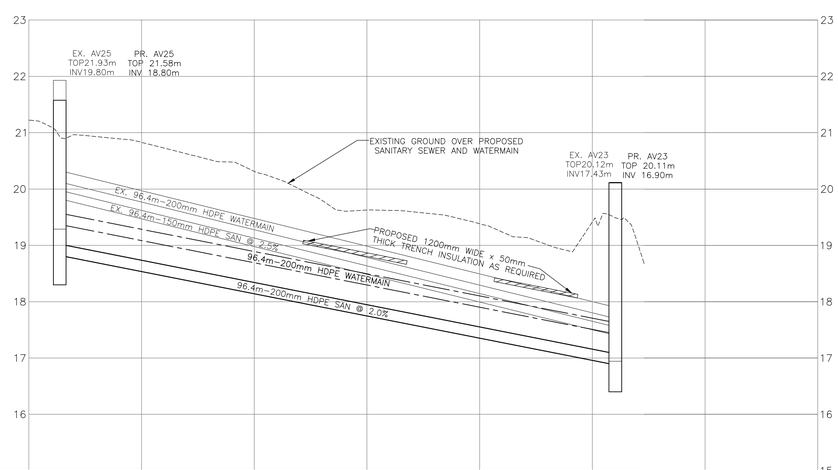

PROPOSED ELEVATION	21.22		20.83	20.32	19.63	19.38	19.41		
TOP OF WATERMAIN ELEVATION		19.55	96.4m-200mmø SERIES 128 HDPE WATERMAIN				W: 17.65	NE: 17.65 SW: 17.65	
TOP OF WATER RECIRC ELEVATION		19.55	96.4m-200mmø SERIES 128 HDPE RECIRCULATION				17.65		
SANITARY SEWER INVERT		18.80	96.4m-200mmø SERIES 128 HDPE SAN @ 2.0%				W: 16.90	NE: 16.90 SW: 16.90	
EXISTING ELEVATION	21.22		20.83	20.32	19.63	19.38	19.41		
CHAINAGE	0+000	0+005.48	0+020	0+040	0+060	0+080	0+100	0+104.08	0+120	0+140

No.	Issue	Date
01	ISSUED FOR TENDER	2013-MAR-25
02	REISSUED FOR TENDER	2013-OCT-25
03	ISSUED FOR CONSTRUCTION	2014-APR-21
04	ISSUED FOR AS-BUILT	2016-APR-26

Nunavut

AS-BUILT

DATE: APRIL 26, 2016

No.	Revision	Ckd. By	Date
00	100% SUBMISSION	SLB	2013-MAR-04

Const. North

Drawn By: I.CRAWFORD

Dwg. Standards Ckd. By:

Designed By: A. ZARAD

Date Printed

Dwg. Design Ckd. By: S. BURDEN

exp Services Inc.
t: +1.613.688.1899 | f: +1.613.225.7330
2650 Queensview Drive, Unit 100
Ottawa, ON K2B 8H6
CANADA
www.exp.com

• BUILDINGS • EARTH & ENVIRONMENT • ENERGY •
• INDUSTRIAL • INFRASTRUCTURE • SUSTAINABILITY •

Project Title

NEW UTILIDOR DESIGN
RESOLUTE BAY, NU

Dwg. Title

PLAN AND PROFILE AV25 TO AV23

Project No. OTT-00206333-A0

Dwg. No. **C-312**

Rev. No. 03

Scale 1:500
This drawing is not to be scaled

exp Services Inc. © 2012

FILE: P:\OTT\206333\CIVIL\DWG\DWG\C-300\C-300\C-312 - PLAN & PROFILE AV25 TO AV23.DWG
PLOTTED BY: ZARAD, ALEX | PLOT DATE: Wednesday, April 27, 2016 | PLOT SCALE: 1:1 | PAGE SIZE: ANSI D (22.00 x 34.00 in.)

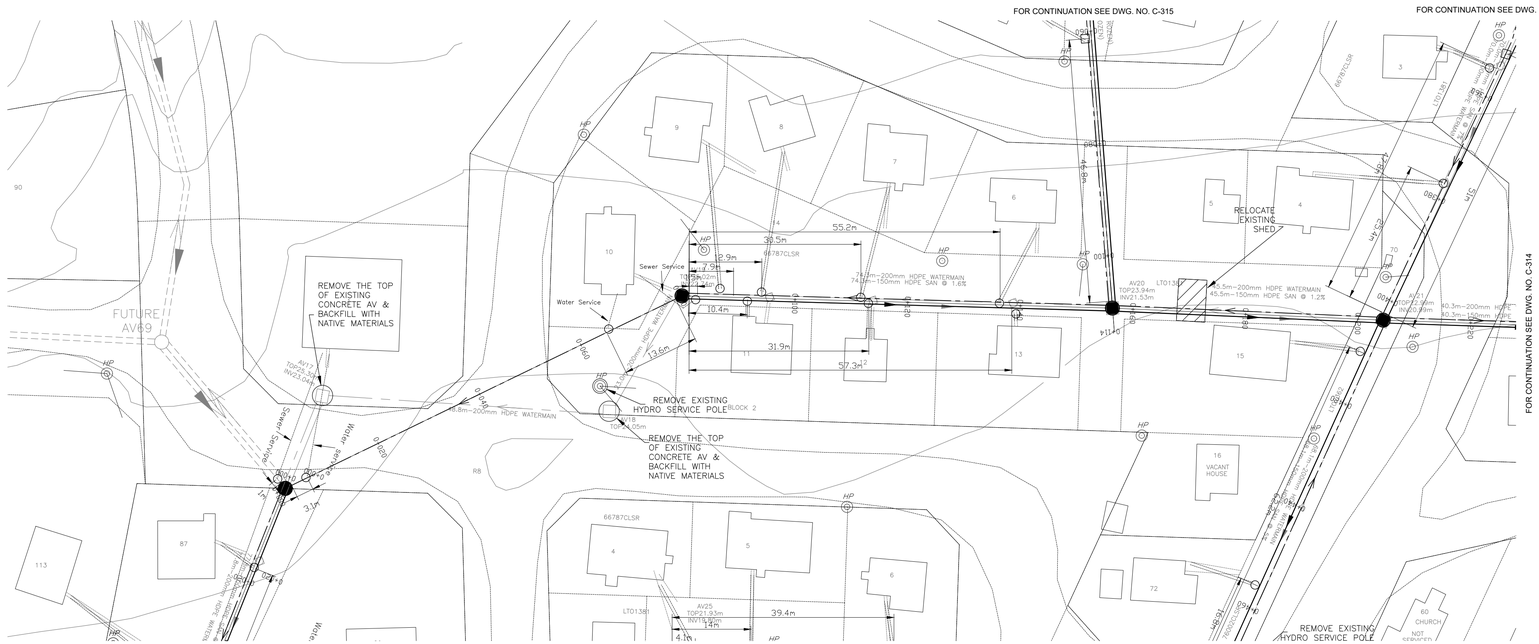

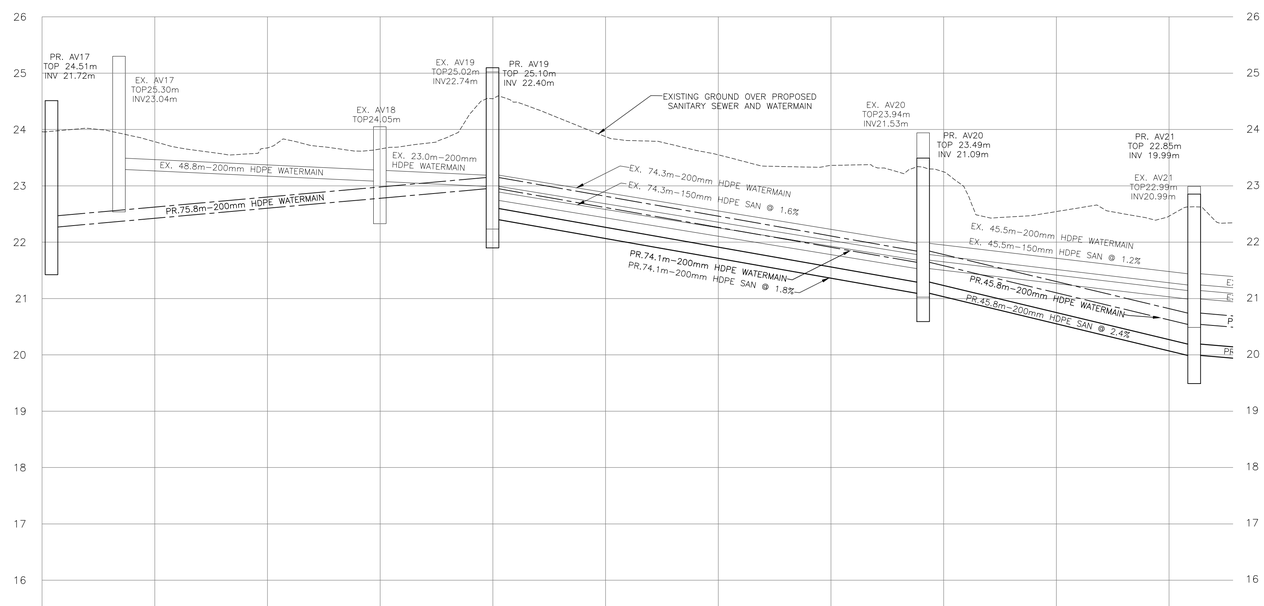

PROPOSED ELEVATION	23.96	23.78	23.67	23.66	24.55	23.87	23.55	23.36	23.25	22.54	22.46		
TOP OF WATERMAIN ELEVATION	22.47	75.8m–200mmø SERIES 128 HDPE WATERMAIN			23.15 / 23.15	74.1m–200mmø SERIES 128 HDPE WATERMAIN			W 21.84 / E 21.84 / N 21.84	45.8m–200mmø SERIES 128 HDPE WATERMAIN		W 20.74 / E 20.74 / SW20.74 / NE20.74	
TOP OF WATER RECIRC ELEVATION													
SANITARY SEWER INVERT	21.72				22.40	74.1m–200mmø SERIES 128 HDPE SAN @ 1.8%			W 21.09 / E 21.09 / N 21.09	45.8m–200mmø SERIES 128 HDPE SAN @ 2.4%		W 19.99 / E 19.99 / SW19.99 / NE19.99	
EXISTING ELEVATION	23.96	23.78	23.67	24.66	24.55	23.87	23.35	23.36	23.25	22.54	22.46		
CHAINAGE	0+000	0+001.67	0+020	0+040	0+060	0+080	0+079.93	0+100	0+120	0+140	0+156.35 / 0+160	0+180	0+200	0+204.46

No.	Issue	Date
01	ISSUED FOR TENDER	2013-MAR-25
02	REISSUED FOR TENDER	2013-OCT-25
03	ISSUED FOR CONSTRUCTION	2014-APR-21
04	ISSUED FOR AS-BUILT	2016-APR-26

Nunavut

AS-BUILT

DATE: APRIL 26, 2016

No.	Revision	Ckd. By	Date
00	100% SUBMISSION	SLB	2013-MAR-04

Const. North

Drawn By: I.CRAWFORD

Dwg. Standards Ckd. By:

Designed By: A. ZARAD

Date Printed

Dwg. Design Ckd. By: S. BURDEN

exp Services Inc.
t: +1.613.688.1899 | f: +1.613.225.7330
2650 Queensview Drive, Unit 100
Ottawa, ON K2B 8H6
CANADA
www.exp.com

• BUILDINGS • EARTH & ENVIRONMENT • ENERGY •
• INDUSTRIAL • INFRASTRUCTURE • SUSTAINABILITY •

Project Title

NEW UTILIDOR DESIGN
RESOLUTE BAY, NU

Dwg. Title

PLAN AND PROFILE AV17 TO AV21

Project No. OTT-00206333-A0

Dwg. No. **C-313** Rev. No. 03

Scale 1:500
This drawing is not to be scaled

exp Services Inc. © 2012

FILE: P:\OTT\00206333\CADD\ELECTRICAL\DWGS\ELEC\00206333-1-1000-0000-A1A - NEW UTILIDOR DESIGN, RESOLUTE BAY - PLAN VIEW.DWG
20190-2000 SHEET=A1A & PROFILES SERVICE CONNECTIONS AS BUILT.DWG

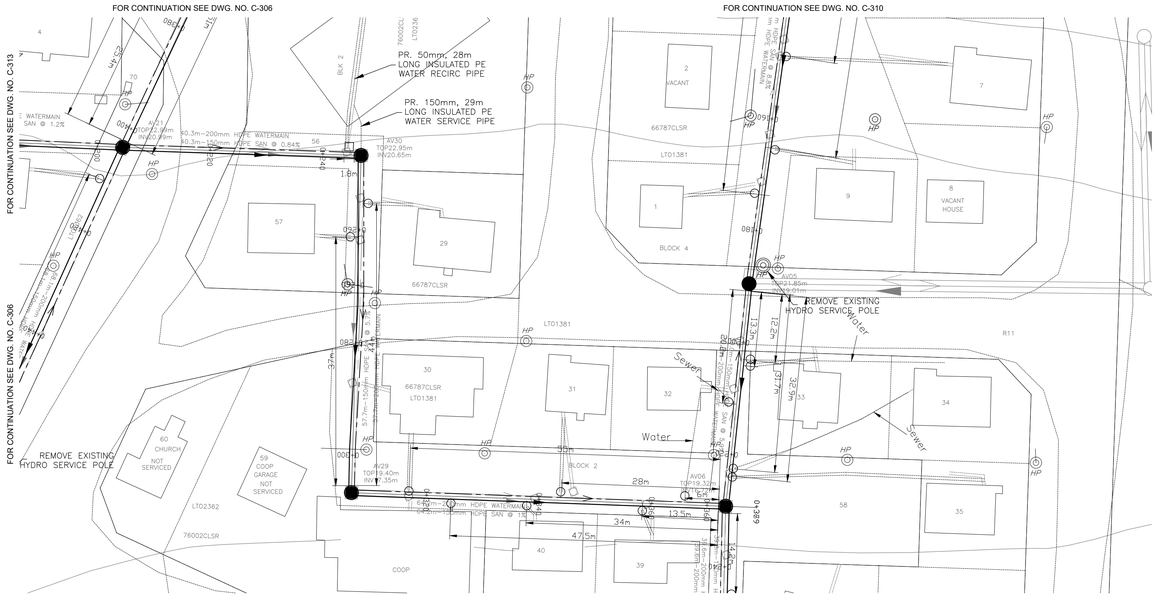

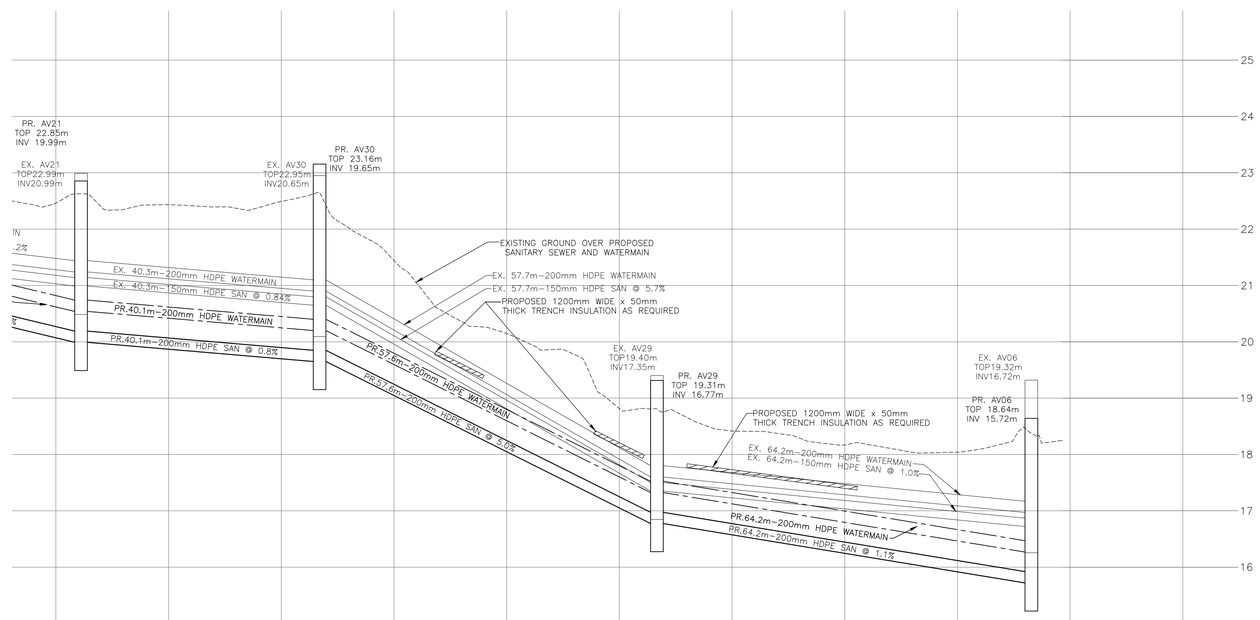

22.46		22.43		22.50		21.44		20.15		18.81		18.41		18.17		18.04							PROPOSED ELEVATION
	W 20.74 E 20.74 SW20.74 NE20.74		40.1m-200mmø SERIES 128 HDPE WATERMAIN		20.40 20.40		57.6m-200mmø SERIES 128 HDPE WATERMAIN				17.52 17.52		64.2m-200mmø SERIES 128 HDPE WATERMAIN				W 16.47 N 16.47 S 16.47							TOP OF WATERMAIN ELEVATION
																							TOP OF WATER RECIRC ELEVATION
	W 19.99 E 19.99 SW19.99 NE19.99		40.1m-200mmø SERIES 128 HDPE SAN @ 0.8%		19.65 19.65		57.6m-200mmø SERIES 128 HDPE SAN @ 5.0%				16.77 16.77		64.2m-200mmø SERIES 128 HDPE SAN @ 1.1%				W 15.72 N 15.72 S 15.72							SANITARY SEWER INVERT
22.46		22.43		22.50		21.44		20.15		18.81		18.41		18.17		18.04							EXISTING ELEVATION
0+200	0+204.46		0+220		0+240	0+246.80		0+260		0+280		0+300	0+306.68		0+320		0+340		0+360	0+373.12	0+380		0+400	CHAINAGE

No.	Issue	Date
01	ISSUED FOR TENDER	2013-MAR-25
02	REISSUED FOR TENDER	2013-OCT-25
03	ISSUED FOR CONSTRUCTION	2014-APR-21
04	ISSUED FOR AS-BUILT	2016-APR-26

Nunavut

AS-BUILT

DATE: APRIL 26, 2016

No.	Revision	Ckd. By	Date
00	100% SUBMISSION	SLB	2013-MAR-04

Const. North

Drawn By: I.CRAWFORD

Dwg. Standards Ckd. By:

Designed By: A. ZARAD

Date Printed

Dwg. Design Ckd. By: S. BURDEN

exp Services Inc.
t: +1.613.688.1899 | f: +1.613.225.7330
2650 Queensview Drive, Unit 100
Ottawa, ON K2B 8H6
CANADA
www.exp.com

• BUILDINGS • EARTH & ENVIRONMENT • ENERGY •
• INDUSTRIAL • INFRASTRUCTURE • SUSTAINABILITY •

Project Title

NEW UTILIDOR DESIGN
RESOLUTE BAY, NU

Dwg. Title

PLAN AND PROFILE AV21 TO AV06

Project No. OTT-00206333-A0

Dwg. No. **C-314**

Rev. No. 03

Scale 1:500

This drawing is not to be scaled

exp Services Inc. © 2012

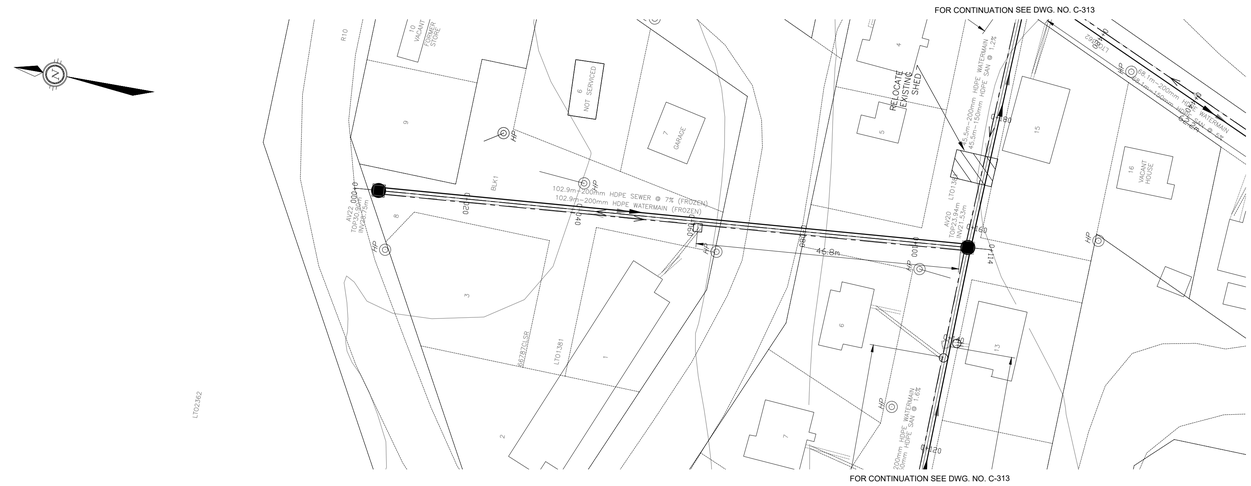

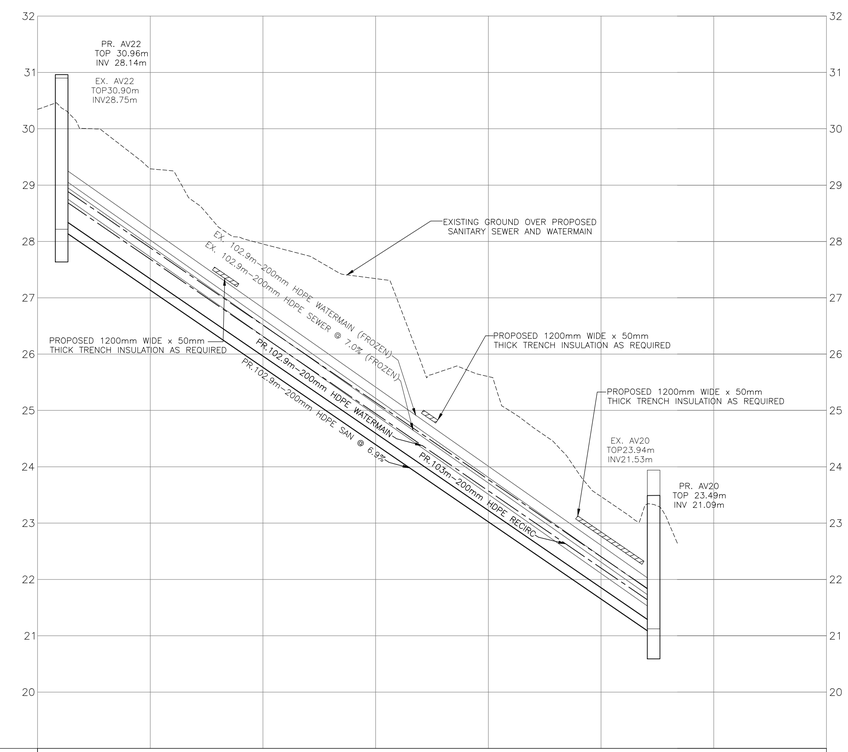

PROPOSED ELEVATION	30.34		29.29		27.95		27.34		25.60		23.47	
TOP OF WATERMAIN ELEVATION		28.89		102.9m-200mmø SERIES 128 HDPE WATERMAIN						21.84	W 21.84 E 21.84	
TOP OF WATER RECIRC ELEVATION		28.89		102.9m-200mmø SERIES 128 HDPE RECIRCULATION						21.84		
SANITARY SEWER INVERT		28.14		102.9m-200mmø SERIES 128 HDPE SAN @ 6.9%						21.09	W 21.09 E 21.09	
EXISTING ELEVATION	30.34		29.29		27.95		27.34		25.60		23.47	
CHAINAGE	0+000	0+004.26	0+020		0+040		0+060		0+080		0+100	0+109.32	0+120	0+140

No.	Issue	Date
01	ISSUED FOR TENDER	2013-MAR-25
02	REISSUED FOR TENDER	2013-OCT-25
03	ISSUED FOR CONSTRUCTION	2014-APR-21
04	ISSUED FOR AS-BUILT	2016-APR-26

Nunavut

AS-BUILT

DATE: APRIL 26, 2016

No.	Revision	Ckd. By	Date
00	100% SUBMISSION	SLB	2013-MAR-04

Const. North

Drawn By: I.CRAWFORD

Dwg. Standards Ckd. By:

Designed By: A. ZARAD

Dwg. Design Ckd. By: S. BURDEN

Date Printed

exp Services Inc.
t: +1.613.688.1899 | f: +1.613.225.7330
2650 Queensview Drive, Unit 100
Ottawa, ON K2B 8H6
CANADA
www.exp.com

• BUILDINGS • EARTH & ENVIRONMENT • ENERGY •
• INDUSTRIAL • INFRASTRUCTURE • SUSTAINABILITY •

Project Title

NEW UTILIDOR DESIGN
RESOLUTE BAY, NU

Dwg. Title

PLAN AND PROFILE AV22 TO AV20

Project No. OTT-00206333-A0

Dwg. No. **C-315**

Rev. No. 03

Scale 1:500

This drawing is not to be scaled

exp Services Inc. © 2012

FILE: J:\OTT\00206333\CIVIL\DWG\CONSTRUCTION\C-DWGS\C-DWG\OTT-00206333-A0 - NEW UTILIDOR DESIGN, RESOLUTE BAY - C300 - C315 PROFILE AV22 TO AV20.DWG
2016-04-26 3:09:53 PM A. ZARAD, ES SERVICES, CONNECTIONS AS BUILT.DWG

PLOTTED BY: A. ZARAD LAST SAVED: 2016-04-26

No.	Issue	Date
01	ISSUED FOR TENDER	2013-MAR-25
02	REISSUED FOR TENDER	2013-OCT-25
03	ISSUED FOR CONSTRUCTION	2014-APR-21
04	ISSUED FOR AS-BUILT	2016-APR-26

Nunavut

AS-BUILT

DATE: APRIL 26, 2016

No.	Revision	Ckd. By	Date
00	100% SUBMISSION	SLB	2013-MAR-04

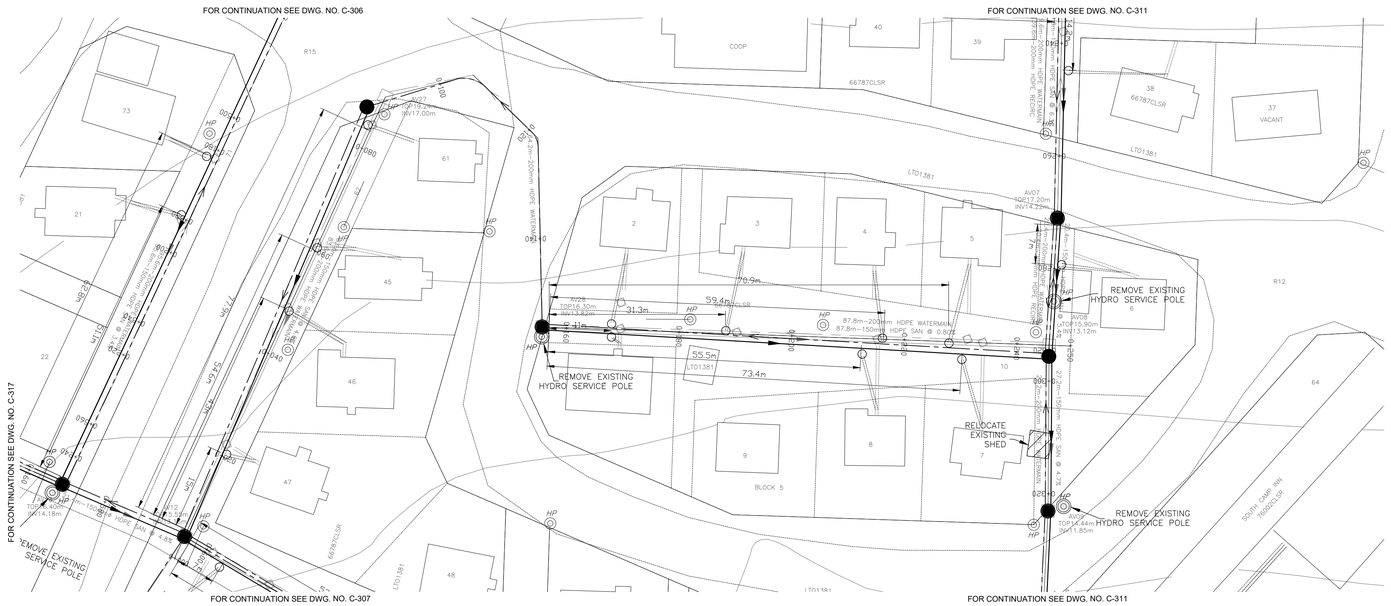

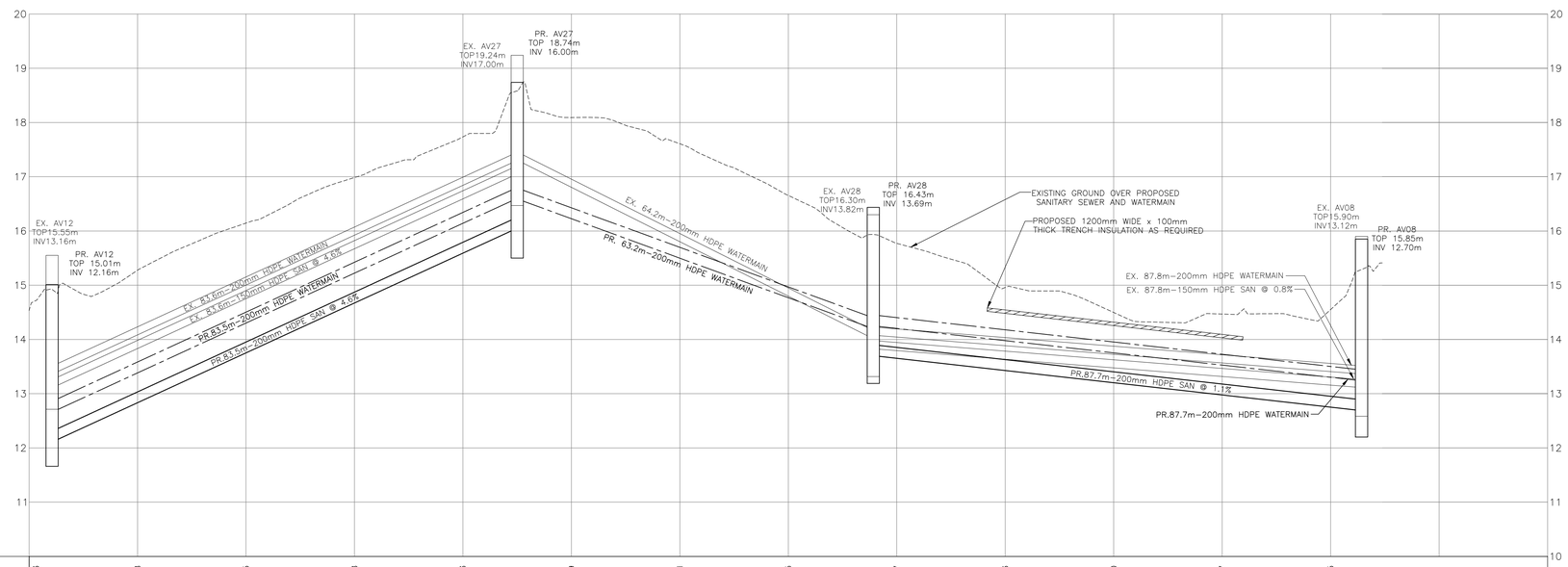

PROPOSED ELEVATION	14.53		15.28	16.15	16.98	17.73		18.09	17.61	16.65		15.77	14.96	14.50	14.47	14.55									
TOP OF WATERMAIN ELEVATION	SW12.91 SE12.91	NE12.91	83.5m–200mmø SERIES 128 HDPE WATERMAIN				16.75 16.75	63.2m–200mmø SERIES 128 HDPE WATERMAIN			14.44 14.44	87.7m–200mmø SERIES 128 HDPE WATERMAIN					W 13.45 N 13.45 S 13.45								
TOP OF WATER RECIRC ELEVATION	SW12.91																								
SANITARY SEWER INVERT	SW12.16 SE12.16	NE12.16	83.5m–200mmø SERIES 128 HDPE SAN @ 4.6%				16.00				13.69	87.7m–200mmø SERIES 128 HDPE SAN @ 1.1%					W 12.70 N 12.70 S 12.70								
EXISTING ELEVATION	14.53		15.28	16.15	16.98	17.73		18.09	17.61	16.65		15.77	14.96	14.50	14.47	14.55									
CHAINAGE	0+000	0+004.24	0+020	0+040	0+060	0+080	0+090.01	0+100	0+120	0+140	0+155.67	0+160	0+180	0+200	0+220	0+240	0+245.71	0+260	0+280						

Const. North

Drawn By: I.CRAWFORD

Dwg. Standards Ckd. By:

Designed By: A. ZARAD

Date Printed

Dwg. Design Ckd. By: S. BURDEN

exp Services Inc.
t: +1.613.688.1899 | f: +1.613.225.7330
2650 Queensview Drive, Unit 100
Ottawa, ON K2B 8H6
CANADA

www.exp.com

• BUILDINGS • EARTH & ENVIRONMENT • ENERGY •
• INDUSTRIAL • INFRASTRUCTURE • SUSTAINABILITY •

Project Title

NEW UTILIDOR DESIGN
RESOLUTE BAY, NU

Dwg. Title

PLAN AND PROFILE AV12 TO AV08

Project No. OTT-00206333-A0

Dwg. No. **C-316** Rev. No. 03

Scale 1:500

This drawing is not to be scaled

exp Services Inc. © 2012

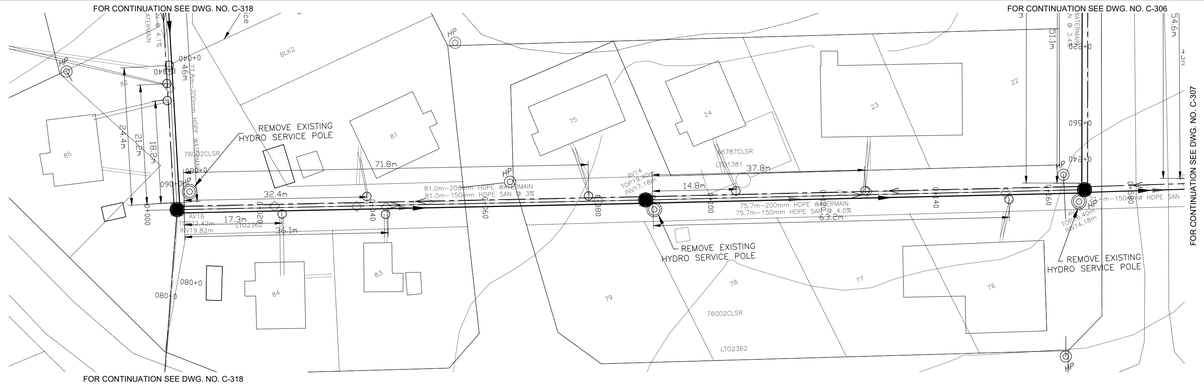

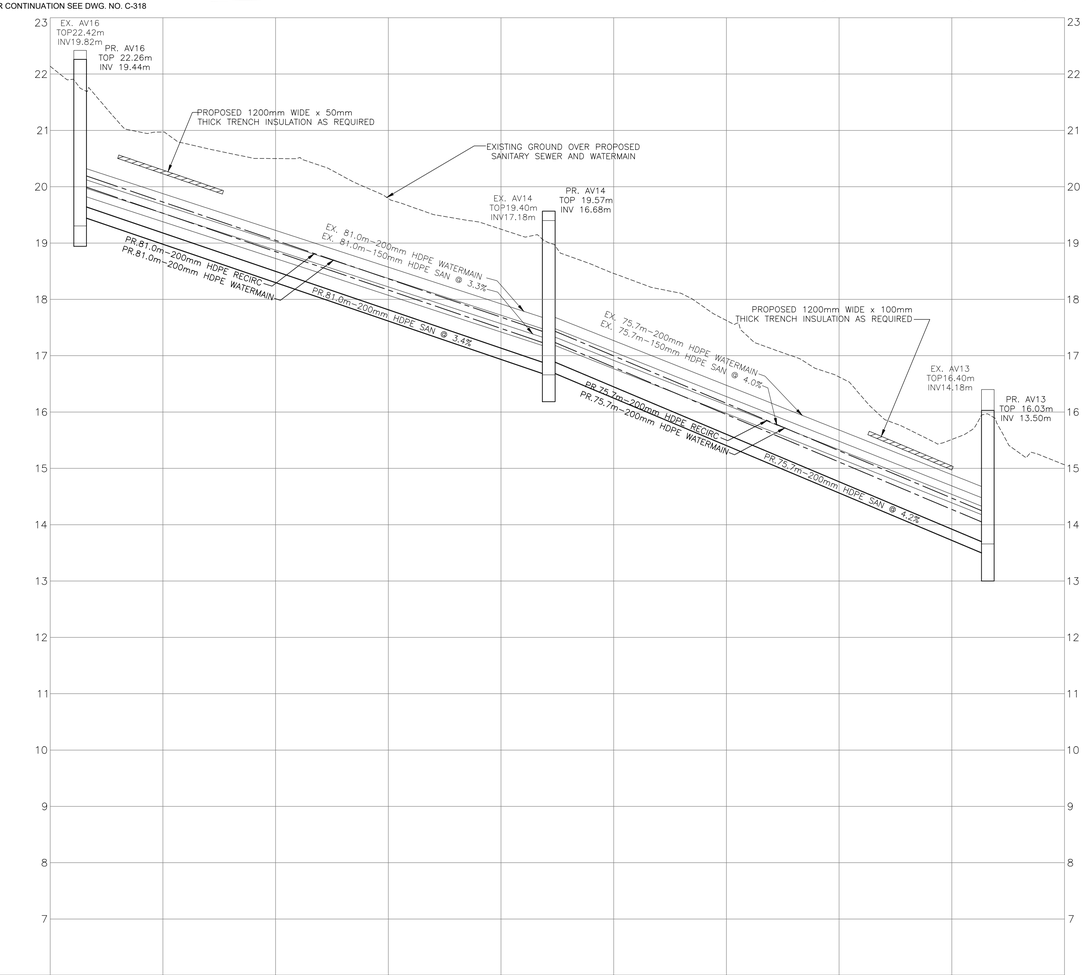

CHAINAGE	0+000	0+005.31	0+020	0+040	0+060	0+080	0+088.48	0+100	0+120	0+140	0+160	0+166.39	0+180
PROPOSED ELEVATION	22.14		20.97	20.50	19.79	19.25		18.46	17.63	16.62	15.51		
TOP OF WATERMAIN ELEVATION	NE20.19 NW20.19	SE20.19	81.0m–200mmø SERIES 128 HDPE WATERMAIN				17.43 17.43	75.7m–200mmø SERIES 128 HDPE WATERMAIN				NW14.25 SE14.25 NE14.25	
TOP OF WATER RECIRC ELEVATION		20.19	81.0m–200mmø SERIES 128 HDPE RECIRCULATION				17.43 17.43	75.7m–200mmø SERIES 128 HDPE RECIRCULATION			14.25		
SANITARY SEWER INVERT	19.44	19.44	81.0m–200mmø SERIES 128 HDPE SAN @ 3.4%				16.68 16.68	75.7m–200mmø SERIES 128 HDPE SAN @ 4.2%				NW13.50 SE13.50 NE13.50	
EXISTING ELEVATION	22.14		20.97	20.50	19.79	19.25		18.46	17.63	16.62	15.51		

No.	Issue	Date
01	ISSUED FOR TENDER	2013-MAR-25
02	REISSUED FOR TENDER	2013-OCT-25
03	ISSUED FOR CONSTRUCTION	2014-APR-21
04	ISSUED FOR AS-BUILT	2016-APR-26

Nunavut

AS-BUILT

DATE: APRIL 26, 2016

No.	Revision	Ckd. By	Date
00	100% SUBMISSION	SLB	2013-MAR-04

Const. North

Drawn By: I.CRAWFORD

Dwg. Standards Ckd. By:

Designed By: A. ZARAD

Date Printed

Dwg. Design Ckd. By: S. BURDEN

exp Services Inc.
t: +1.613.688.1899 | f: +1.613.225.7330
2650 Queensview Drive, Unit 100
Ottawa, ON K2B 8H6
CANADA
www.exp.com

• BUILDINGS • EARTH & ENVIRONMENT • ENERGY •
• INDUSTRIAL • INFRASTRUCTURE • SUSTAINABILITY •

Project Title

NEW UTILIDOR DESIGN
RESOLUTE BAY, NU

Dwg. Title

PLAN AND PROFILE AV16 TO AV13

Project No. OTT-00206333-A0

Dwg. No. **C-317** Rev. No. 03

Scale 1:500
This drawing is not to be scaled

exp Services Inc. © 2012

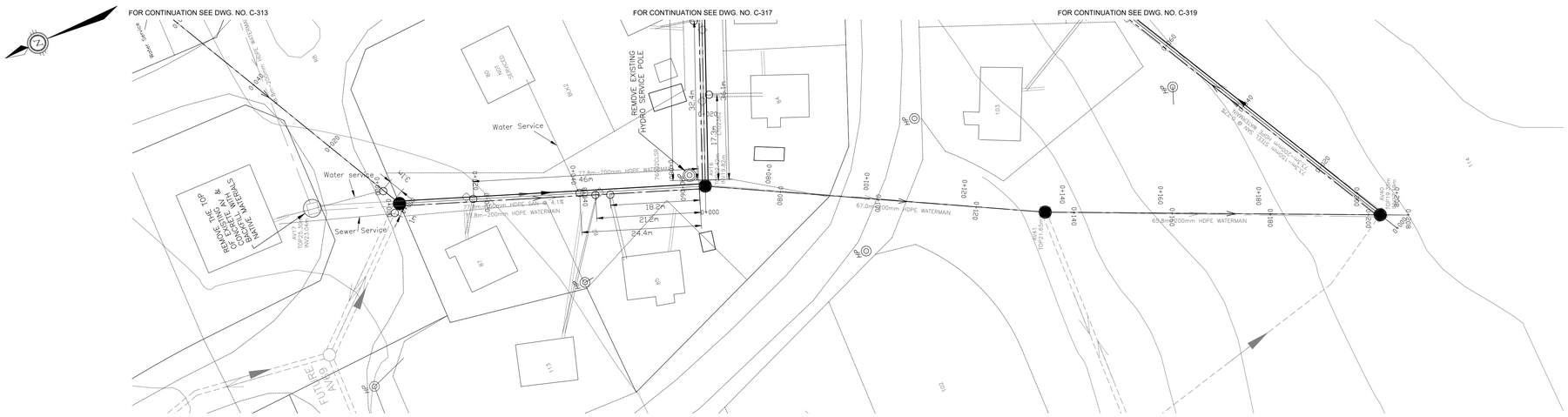

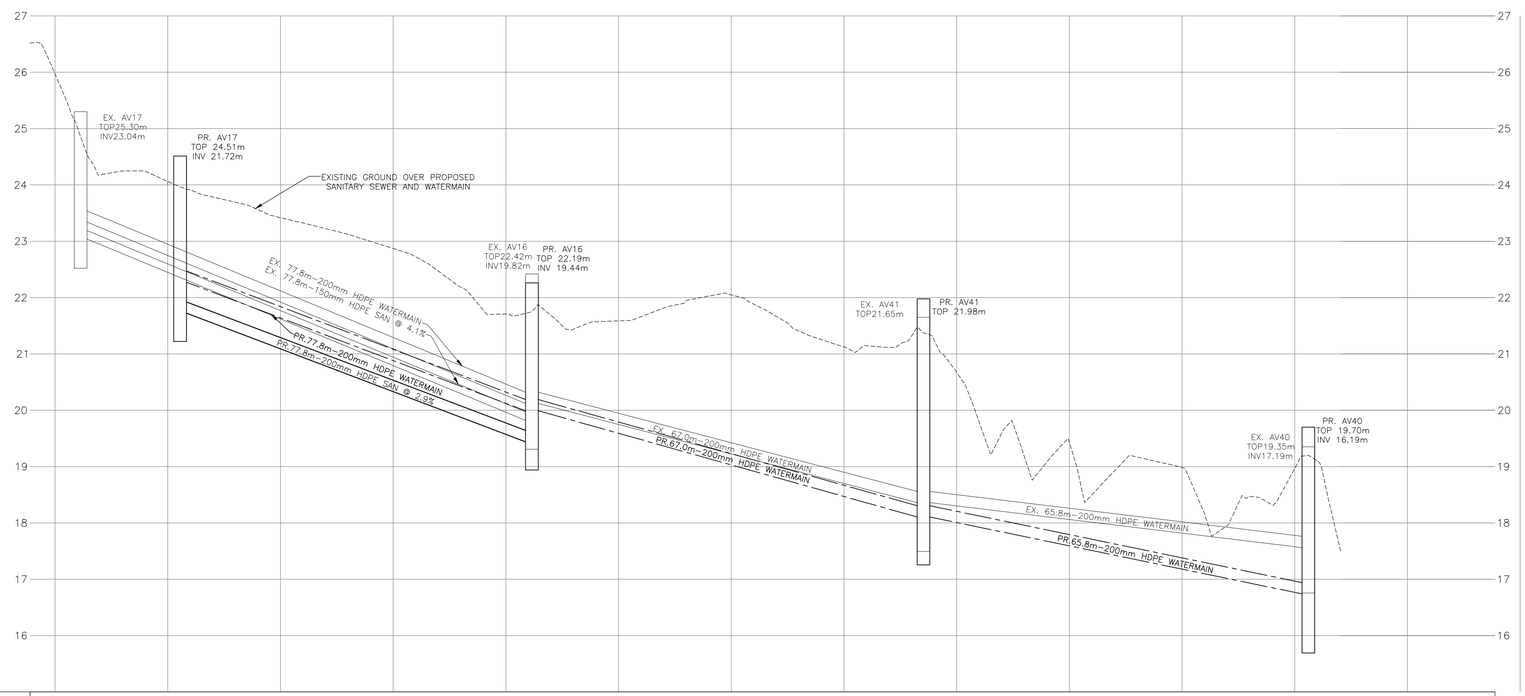

PROPOSED ELEVATION		24.06	23.42	22.87	21.71		21.59	22.05	21.12	20.67	19.43	18.98	18.97	18.35
TOP OF WATERMAIN ELEVATION		22.47 / 22.47	77.8m–200mmø SERIES 128 HDPE WATERMAIN		NE20.19 / SE20.19	SW20.19	67.0m–200mmø SERIES 128 HDPE WATERMAIN			18.30 / 18.30	65.8m–200mmø SERIES 128 HDPE WATERMAIN		16.94 / 16.94	
TOP OF WATER RECIRC ELEVATION														
SANITARY SEWER INVERT		21.72	77.8m–200mmø SERIES 128 HDPE SAN @ 2.9%		NE19.44 / SE19.44								16.19	
EXISTING ELEVATION	25.96	24.06	23.42	22.87	21.71		21.59	22.05	21.12	20.67	19.43	18.98	18.97	18.35
CHAINAGE		0+000	0+002.18	0+020	0+040	0+060	0+064.62	0+080	0+100	0+120	0+134.11	0+140	0+160	0+180	0+200	0+202.41	0+220

No.	Issue	Date
01	ISSUED FOR TENDER	2013-MAR-25
02	REISSUED FOR TENDER	2013-OCT-25
03	ISSUED FOR CONSTRUCTION	2014-APR-21
04	ISSUED FOR AS-BUILT	2016-APR-26

Nunavut

AS-BUILT

DATE: APRIL 26, 2016

No.	Revision	Ckd. By	Date
00	100% SUBMISSION	SLB	2013-MAR-04

Const. North

Drawn By: I.CRAWFORD

Dwg. Standards Ckd. By:

Designed By: A. ZARAD

Dwg. Design Ckd. By: S. BURDEN

Date Printed

exp Services Inc.
t: +1.613.688.1899 | f: +1.613.225.7330
2650 Queensview Drive, Unit 100
Ottawa, ON K2B 8H6
CANADA
www.exp.com

• BUILDINGS • EARTH & ENVIRONMENT • ENERGY •
• INDUSTRIAL • INFRASTRUCTURE • SUSTAINABILITY •

Project Title

NEW UTILIDOR DESIGN
RESOLUTE BAY, NU

Dwg. Title

PLAN AND PROFILE AV17 TO AV40

Project No. OTT-00206333-A0

Dwg. No. **C-318** Rev. No. 03

Scale 1:500
This drawing is not to be scaled

exp Services Inc. © 2012

FILE: J:\OTT\00206333\CIVIL\ELECTRICAL\CONSTRUCTION\DRAWINGS\AS-BUILT\C-318.DWG
20100B - 20X30 ISO+A4 PAGE ES SERVICE CONNECTIONS AS BUILT.DWG
PLOTTED: 2016-APR-26 BY: SLB
NO CAD VAR EDITS/OTHER

FOR CONTINUATION SEE DWG. NO. C-318
FOR CONTINUATION SEE DWG. NO. C-307
FOR CONTINUATION SEE DWG. NO. C-307
AV41
TOP21.65m
AV40
TOP19.70m
INV16.19m
AV43
TOP16.00m
INV13.55m
AV44
TOP13.85m
INV11.45m
AV32
TOP11.85m
INV9.19m
22.5
60.6
21.2
40.4
NOT SERVICED
72.2m-150mm STEEL SAN @ 4.3%
72.2m-200mm HDPE WATERMAIN
54.3m-150mm STEEL SAN @ 3.9%
54.3m-200mm HDPE WATERMAIN
73.3m-150mm STEEL SAN @ 0.8%
73.3m-200mm HDPE WATERMAIN

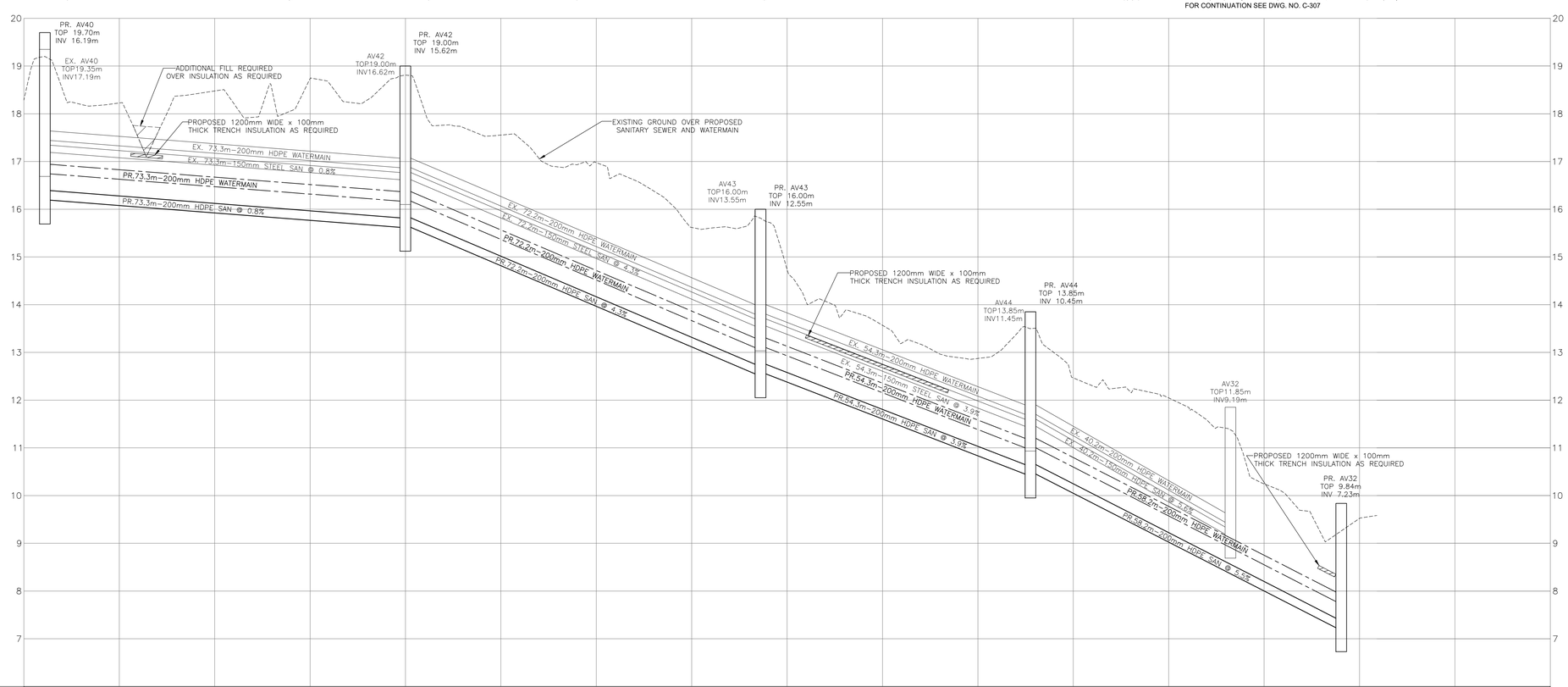
PR. AV40
TOP 19.70m
INV 16.19m
EX. AV40
TOP19.35m
INV17.19m
ADDITIONAL FILL REQUIRED
OVER INSULATION AS REQUIRED
PROPOSED 1200mm WIDE x 100mm
THICK TRENCH INSULATION AS REQUIRED
EX. 73.3m-200mm HDPE WATERMAIN
EX. 73.3m-150mm STEEL SAN @ 0.8%
PR.73.3m-200mm HDPE WATERMAIN
PR.73.3m-200mm HDPE SAN @ 0.8%
AV42
TOP19.00m
INV16.62m
PR. AV42
TOP 19.00m
INV 15.62m
EXISTING GROUND OVER PROPOSED
SANITARY SEWER AND WATERMAIN
EX. 72.2m-200mm HDPE WATERMAIN
EX. 72.2m-150mm STEEL SAN @ 4.3%
PR.72.2m-200mm HDPE WATERMAIN
PR.72.2m-200mm HDPE SAN @ 4.3%
AV43
TOP16.00m
INV13.55m
PR. AV43
TOP 16.00m
INV 12.55m
PROPOSED 1200mm WIDE x 100mm
THICK TRENCH INSULATION AS REQUIRED
EX. 54.3m-200mm HDPE WATERMAIN
EX. 54.3m-150mm STEEL SAN @ 3.9%
PR.54.3m-200mm HDPE WATERMAIN
PR.54.3m-200mm HDPE SAN @ 3.9%
AV44
TOP13.85m
INV11.45m
PR. AV44
TOP 13.85m
INV 10.45m
EX. 40.5m-200mm HDPE WATERMAIN
EX. 40.5m-150mm HDPE SAN @ 5.5%
PR.58.2m-200mm HDPE WATERMAIN
PR.58.2m-200mm HDPE SAN @ 5.5%
AV32
TOP11.85m
INV9.19m
PROPOSED 1200mm WIDE x 100mm
THICK TRENCH INSULATION AS REQUIRED
PR. AV32
TOP 9.84m
INV 7.23m
20
19
18
17
16
15
14
13
12
11
10
9
8
7

| | | |

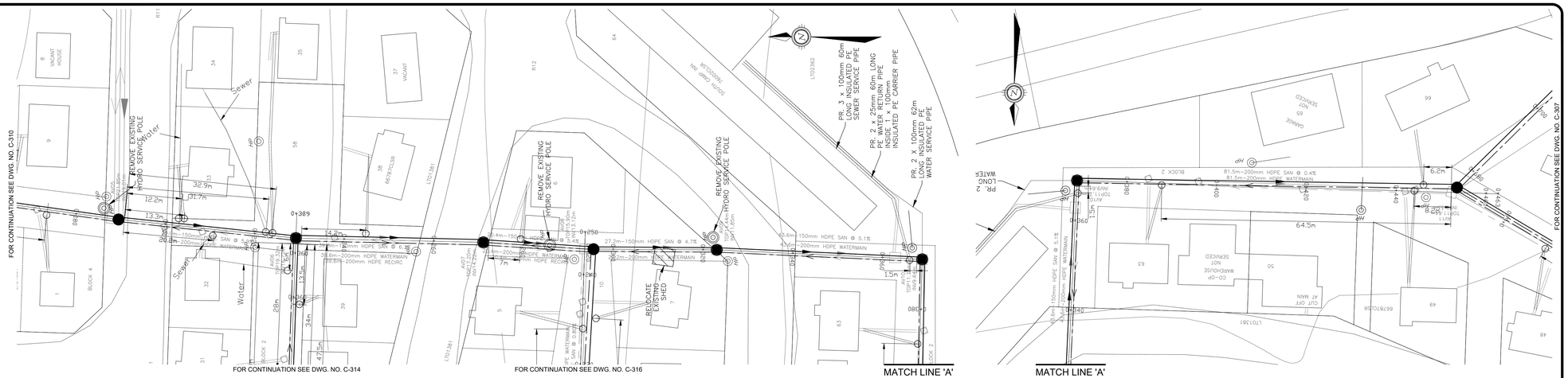
FOR CONTINUATION SEE DWG. NO. C-310
FOR CONTINUATION SEE DWG. NO. C-314
FOR CONTINUATION SEE DWG. NO. C-316
MATCH LINE 'A'
MATCH LINE 'A'
FOR CONTINUATION SEE DWG. NO. C-307
REMOVE EXISTING HYDRO SERVICE POLE
REMOVE EXISTING HYDRO SERVICE POLE
REMOVE EXISTING HYDRO SERVICE POLE
RELOCATE EXISTING SHED
PR. 3 x 100mm 60m LONG INSULATED PE SEWER SERVICE PIPE
PR. 2 x 25mm 60m LONG PE WATER SERVICE PIPE INSIDE 1 x 100mm INSULATED PE CARRIER PIPE
PR. 2 x 100mm 62m LONG INSULATED PE WATER SERVICE PIPE
PR. 2 LONG WATER
0+389
0+250
0+260
0+380
0+440
0+460
27.2m-150mm HDPE SAN @ 4.7%
27.2m-200mm HDPE WATERMAIN
43.6m-150mm HDPE SAN @ 5.1%
43.6m-200mm HDPE WATERMAIN
81.5m-200mm HDPE SAN @ 0.4%
81.5m-200mm HDPE WATERMAIN
64.5m
6.2m
BLOCK 2
BLOCK 4
VACANT HOUSE
Sewer
Water
Sewer
Water

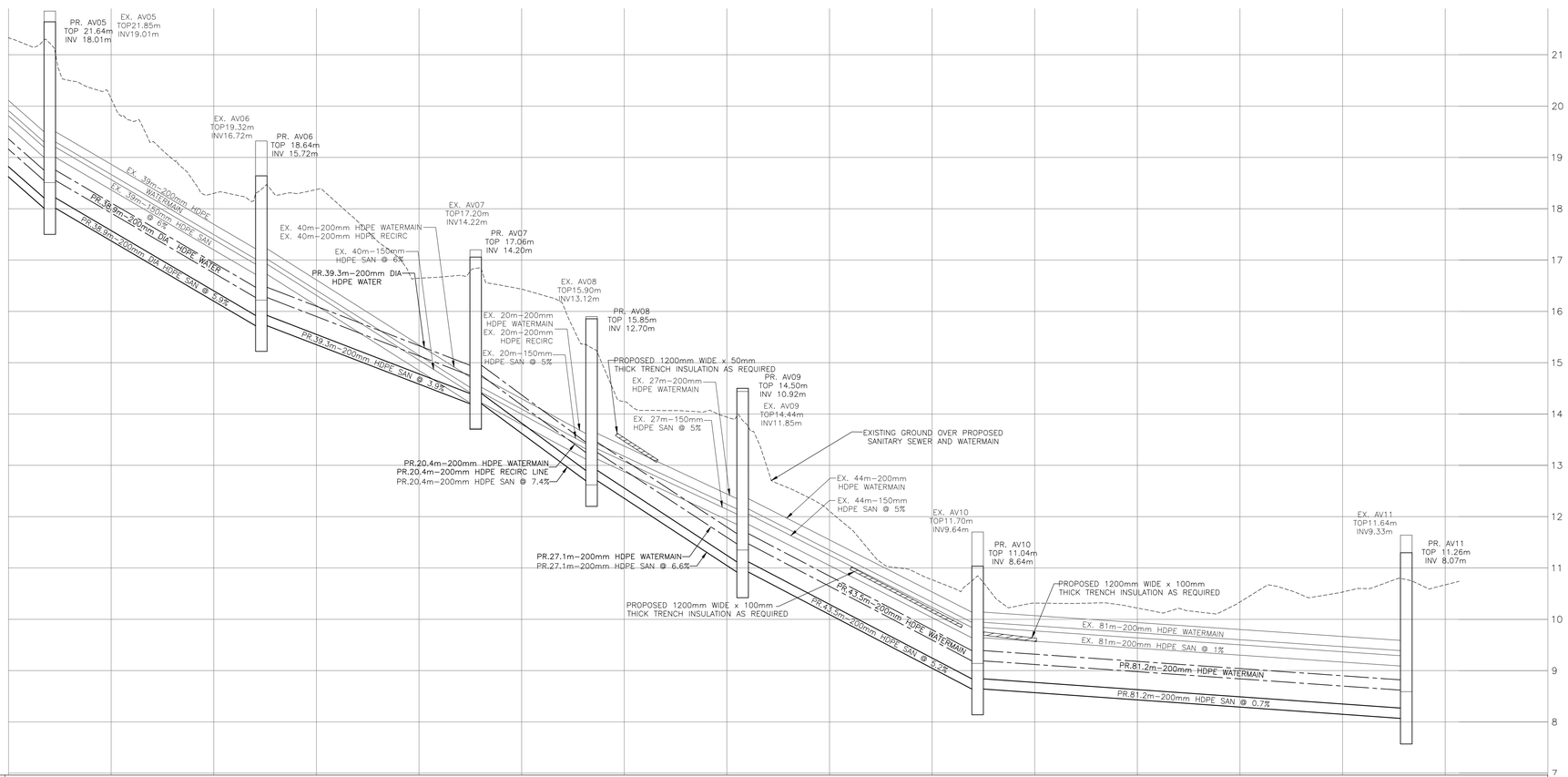
PR. AV05 TOP 21.64m INV 18.01m
EX. AV05 TOP21.85m INV19.01m
EX. AV06 TOP19.32m INV16.72m
PR. AV06 TOP 18.64m INV 15.72m
EX. 39m-200mm HDPE WATERMAIN
EX. 39m-150mm HDPE SAN @ 6%
PR.38.9m-200mm DIA HDPE WATER
PR.38.9m-200mm DIA HDPE SAN @ 5.9%
PR.39.3m-200mm HDPE SAN @ 3.9%
EX. 40m-200mm HDPE WATERMAIN
EX. 40m-200mm HDPE RECIRC
EX. 40m-150mm HDPE SAN @ 6%
PR.39.3m-200mm DIA HDPE WATER
EX. AV07 TOP17.20m INV14.22m
PR. AV07 TOP 17.06m INV 14.20m
EX. AV08 TOP15.90m INV13.12m
PR. AV08 TOP 15.85m INV 12.70m
EX. 20m-200mm HDPE WATERMAIN
EX. 20m-200mm HDPE RECIRC
EX. 20m-150mm HDPE SAN @ 5%
PROPOSED 1200mm WIDE x 50mm THICK TRENCH INSULATION AS REQUIRED
EX. 27m-200mm HDPE WATERMAIN
EX. 27m-150mm HDPE SAN @ 5%
PR. AV09 TOP 14.50m INV 10.92m
EX. AV09 TOP14.44m INV11.85m
EXISTING GROUND OVER PROPOSED SANITARY SEWER AND WATERMAIN
PR.20.4m-200mm HDPE WATERMAIN
PR.20.4m-200mm HDPE RECIRC LINE
PR.20.4m-200mm HDPE SAN @ 7.4%
EX. 44m-200mm HDPE WATERMAIN
EX. 44m-150mm HDPE SAN @ 5%
EX. AV10 TOP11.70m INV9.64m
PR. AV10 TOP 11.04m INV 8.64m
EX. AV11 TOP11.64m INV9.33m
PR. AV11 TOP 11.26m INV 8.07m
PR.27.1m-200mm HDPE WATERMAIN
PR.27.1m-200mm HDPE SAN @ 6.6%
PROPOSED 1200mm WIDE x 100mm THICK TRENCH INSULATION AS REQUIRED
PR.43.5m-200mm HDPE WATERMAIN
PR.43.5m-200mm HDPE SAN @ 5.2%
PROPOSED 1200mm WIDE x 100mm THICK TRENCH INSULATION AS REQUIRED
EX. 81m-200mm HDPE WATERMAIN
EX. 81m-200mm HDPE SAN @ 1%
PR.81.2m-200mm HDPE WATERMAIN
PR.81.2m-200mm HDPE SAN @ 0.7%
21
20
19
18
17
16
15
14
13
12
11
10
9
8
7

| | | |


ADDITIONAL FILL OVER INSULATION AS REQUIRED
EX. 210.0m-200mm HDPE WATER
EX. 210.0m-150 HDPE RECIRC LINE
REMOVE EXISTING HYDRO SERVICE POLE
FOR CONTINUATION SEE DWG. NO. C-305
EXISTING BUILDING
EXISTING TANK
BLOCK 6
PR. WTP INV 71.84m
ADDITIONAL 1200mm WIDE x 100mm THICK TRENCH INSULATION AS REQUIRED
PR. AV1A TOP 73.09m INV 69.50m
PR. AV01 TOP 53.79m INV 50.00m
EX. AV02 TOP38.98m INV36.74m
PR. AV02 TOP 38.87m INV 35.40m
EXISTING GROUND OVER PROPOSED SANITARY SEWER AND WATERMAIN
ADDITIONAL FILL OVER INSULATION AS REQUIRED
PROPOSED 1200mm WIDE x 100mm THICK TRENCH INSULATION AS REQUIRED
PR 16.7m-200mm DIA HDPE WATERMAIN
PR 84.1m-200mm DIA HDPE RECIRC LINE
PR 104.1m-200mm DIA HDPE SAN @ 14.0%
PR 84.1m-200mm DIA HDPE SAN @ 23.2%

| | | |