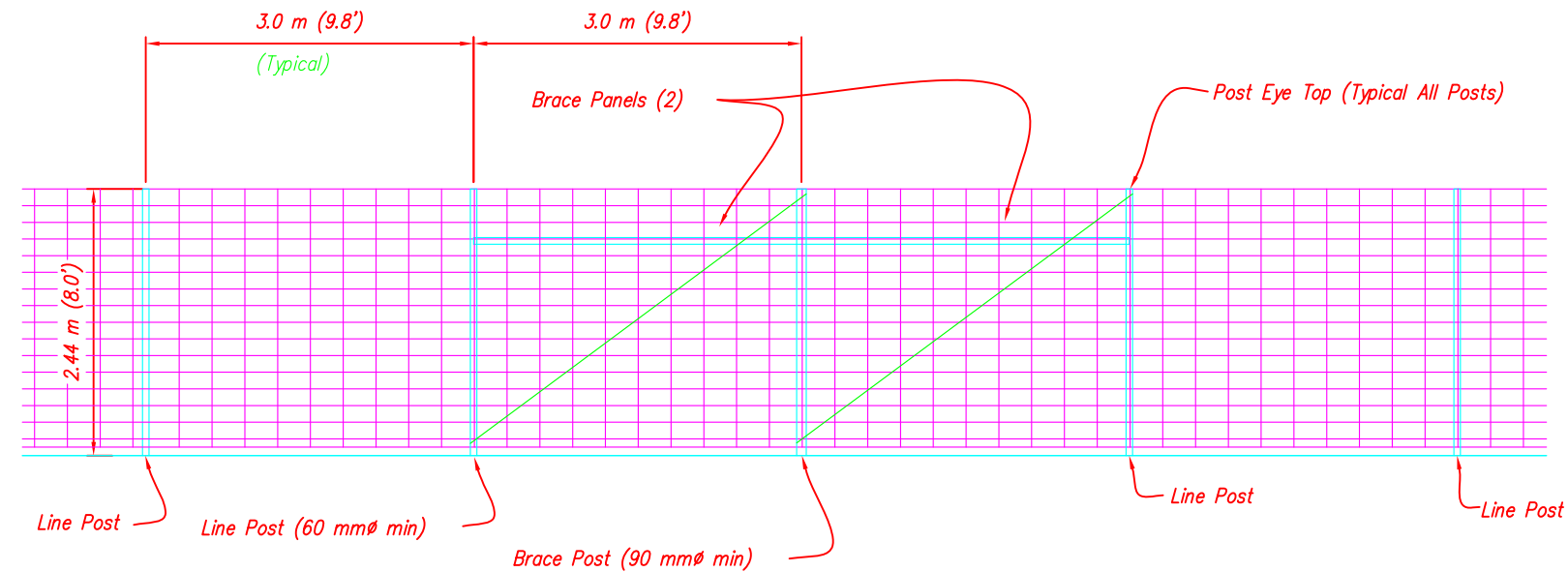


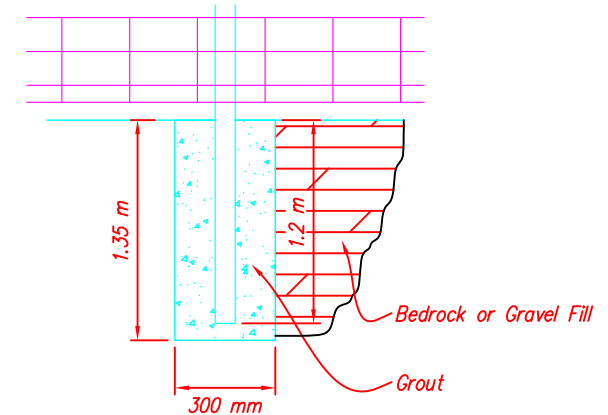
NOTE
Contractor shall provide and place gravel as necessary to create stable and level accessway for fence installation.

Plot Date: 30 June 2011 By: Rase, Michael

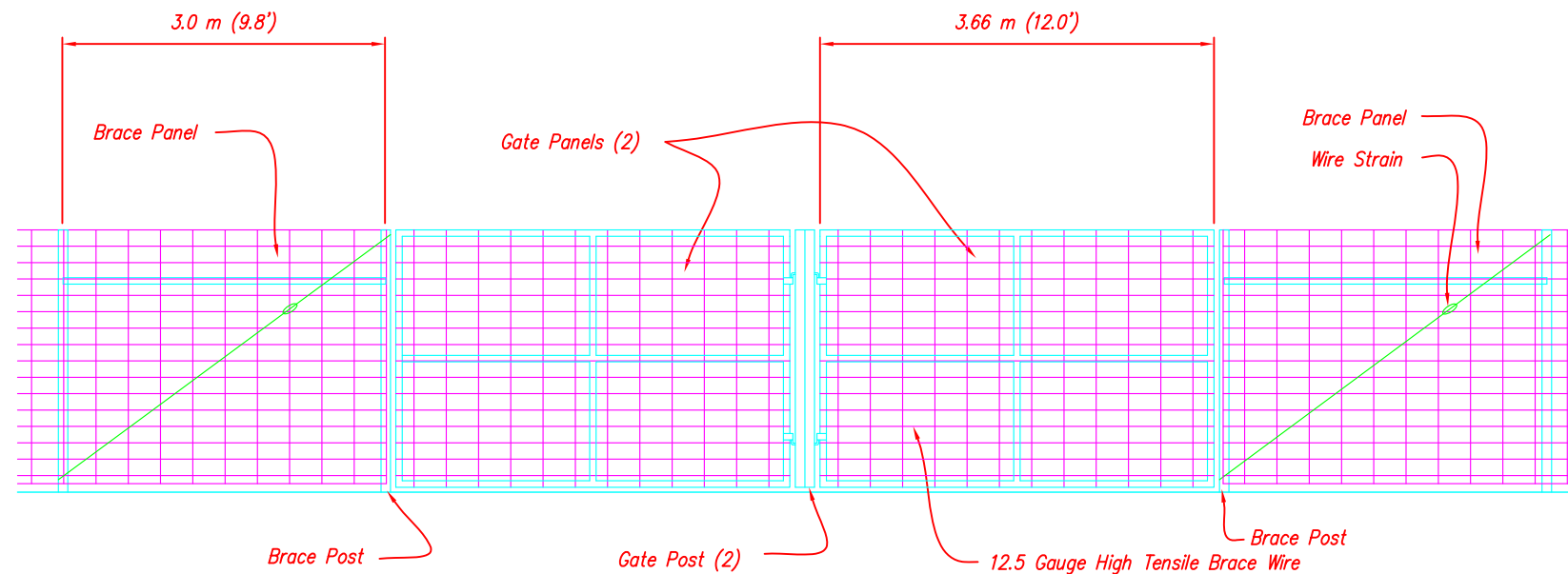
These drawings have been prepared based on the Information provided by BLCS Development Limited with a construction completion date of October, 2010. Stantec has not verified the accuracy and/or completeness of this information and shall not be responsible for any errors or omissions which may be Incorporated herein as a result.		Jacques Whitford NAWE	Jacques Whitford NAW, Inc 4444 Centerville Road, Suite 140 White Bear Lake, MN 55127 651-255-5050 651-255-5060 (fax)	NUNAMI JACQUES WHITFORD LIMITED	<table border="1"><tr><td>06/27/11</td><td>Record Drawing</td></tr><tr><td>1</td><td>7/09/08 Issue for Tender</td></tr><tr><td>0</td><td>7/01/08 Issue for Review</td></tr><tr><td>Rev</td><td>Date</td><td>Description</td></tr></table>	06/27/11	Record Drawing	1	7/09/08 Issue for Tender	0	7/01/08 Issue for Review	Rev	Date	Description	GOVERNMENT OF NUNAVUT DEPARTMENT OF COMMUNITY AND GOVERNMENT SERVICES FENCING FOR NATURAL TREATMENT TUNDRA WETLAND BAKER LAKE SEWAGE SYSTEM QAMANTI'TUAQ, NU	Figure 1 Site Plan	1040316-Fig 1 and 2 (Record Drawing DRAFT).dwg
06/27/11	Record Drawing																
1	7/09/08 Issue for Tender																
0	7/01/08 Issue for Review																
Rev	Date	Description															



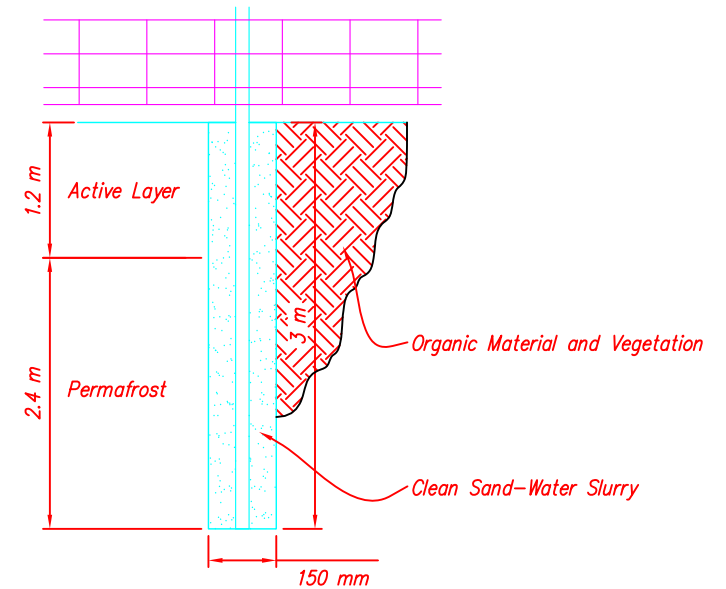
Fence Elevation



Bedrock Footing Detail



Gate Detail



Non Bedrock Footing Detail

NOTES

1. Fence to be tied to post a minimum of 4 spots each post.
2. Fence shall be tied at top of each post.
3. Apply grease or wax to the fence post within the active layer for non bedrock footing installations.
4. Clean sand slurry shall be mixed with cold water. Slurry shall have a consistency that will give about a 152 mm (6 inch) slump.
5. Provide annular space of 50 to 100 mm around fence posts for non bedrock footing installations.

These drawings have been prepared based on the Information provided by BLCS Development Limited with a construction completion date of October, 2010. Stantec has not verified the accuracy and/or completeness of this information and shall not be responsible for any errors or omissions which may be Incorporated herein as a result.



Jacques Whitford NAWA, Inc
4444 Centerville Road, Suite 140
White Bear Lake, MN 55127
651-255-5050
651-255-5060 (fax)



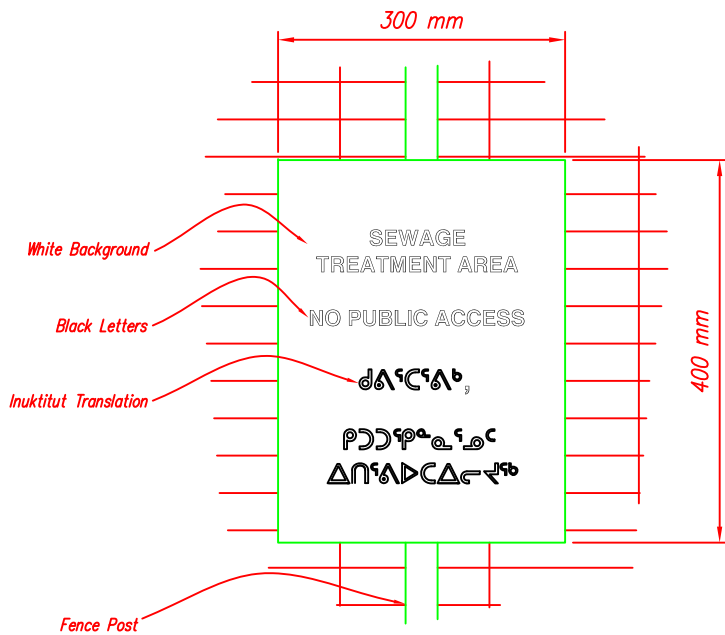
Rev	Date	Description
1	06/27/11	Record Drawing
0	7/09/08	Issue for Tender
0	7/01/08	Issue for Review

GOVERNMENT OF NUNAVUT DEPARTMENT OF COMMUNITY AND GOVERNMENT SERVICES
FENCING FOR NATURAL TREATMENT TUNDRA WETLAND
BAKER LAKE SEWAGE SYSTEM
QAMANTI'UAQ, NU

Figure 2
Fence Details

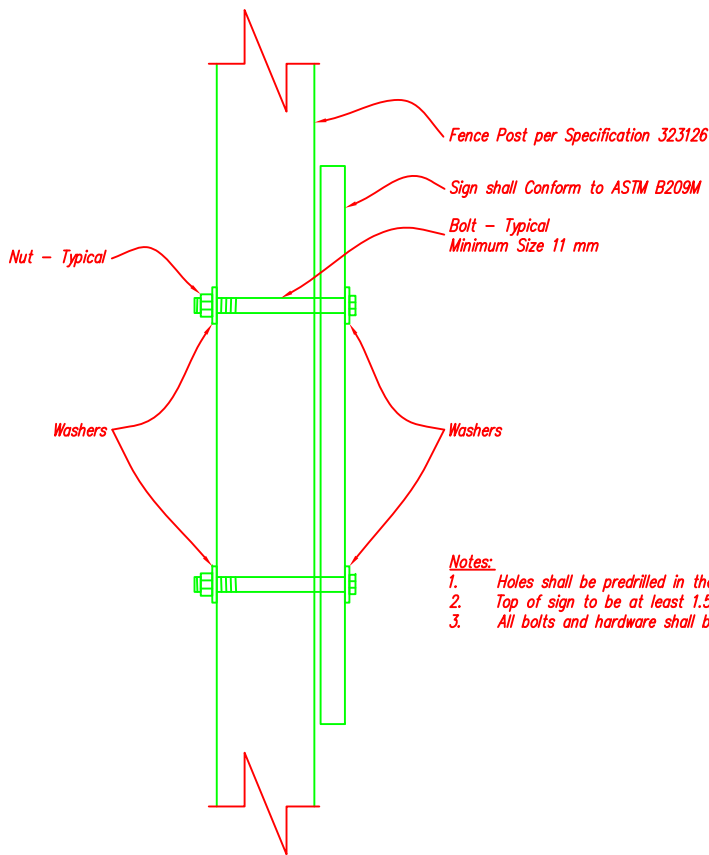
1040316-Fig 1 and 2 (Record Drawing DRAFT).dwg

Copyright ©2008 Jacques Whitford NAWA, Inc



Warning Sign (Total of 10)

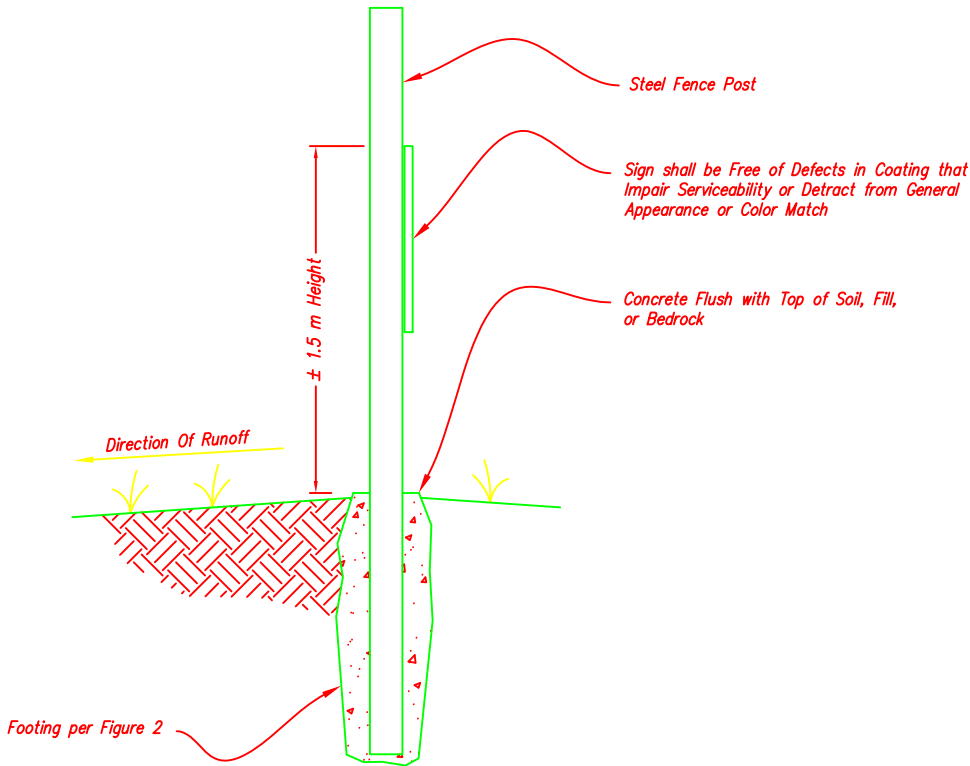
Scale: None
Mount Next to All Gates and on all Sides of Fenced Area.



Standard Sign Detail

Scale: None

- Notes:
1. Holes shall be predrilled in the sign.
 2. Top of sign to be at least 1.5 m above ground surface.
 3. All bolts and hardware shall be galvanized.



Sign Installation Detail

Scale: None

These drawings have been prepared based on the information provided by BLCS Development Limited with a construction completion date of October, 2010. Stantec has not verified the accuracy and/or completeness of this information and shall not be responsible for any errors or omissions which may be incorporated herein as a result.



Jacques Whitford NAW, Inc
4444 Centerville Road, Suite 140
White Bear Lake, MN 55127
651-255-5050
651-255-5060 (fax)



Rev	Date	Description
1	06/27/11	Record Drawing
0	7/09/08	Issue for Tender
0	7/01/08	Issue for Review

GOVERNMENT OF NUNAVUT DEPARTMENT OF COMMUNITY AND GOVERNMENT SERVICES
FENCING FOR NATURAL TREATMENT TUNDRA WETLAND
BAKER LAKE SEWAGE SYSTEM
QAMANTITUAQ, NU

Figure 3
Sign Details

1040316-Fig 3 (Decord Drawing DRAFT).dwg

Copyright ©2008 Jacques Whitford NAW, Inc