


Municipality of Cape Dorset
P.O. Box 30,
Hamlet of Cape Dorset
Cape Dorset, N.W.T. X0A 0C0
Tel: (819) 897-8943
Fax: (819) 897-8000
Pukotut Atlatlat Pukotut



March 11, 2008

Nunavut Water Board
P.O. Box 119
Gjoa Haven, Nunavut X0B 1J0

ATTN: Technical Advisor

Re: **2007 Annual Report for the Hamlet of Cape Dorset**


Please find attached the 2007 annual report for the Hamlet of Cape Dorset,
Water License NWB 3CAP0207.

Please contact me at 867-897-8943 if you have any questions or comments.

Yours Sincerely,

Art Stewart
Senior Administrative Officer

cc: Mike Hayward – Director Municipal Works
Hamlet Council
File



ANNUAL REPORT FOR THE HAMLET OF CAPE DORSET

YEAR BEING REPORTED: 2007

The following information is compiled pursuant to the requirements of Part B, Item 1 of Water Licence NWB3CAP0207 issued to the Hamlet of Cape Dorset.

- i)- iii) tabular summaries of all data generated under the "Surveillance Network Program"; monthly and annual quantities in cubic metres of freshwater obtained from all sources; monthly and annual quantities in cubic metres of each and all wastes discharged;

Attached Laboratory results for SNP station CAP-2 and CAP-3

Month Reported	Quantity of Water Obtained from all sources	Quantity of Sewage Waste Discharged
January	3,684,953 Lts	3684.9 m ³
February	4,056,821 Lts	4056.8 m ³
March	3,504,402 Lts	3504.4 m ³
April	2,939,595 Lts	2939.5 m ³
May	3,368,314 Lts	3368.3 m ³
June	3,486,155 Lts	3486.1 m ³
July	3,340,547 Lts	3340.5 m ³
August	3,150,074 Lts	3150.0 m ³
September	3,312,556 Lts	3312.5 m ³
October	3,329,715 Lts	3329.7 m ³
November	3,393,850 Lts	3393.8 m ³
December	3,620,084 Lts	3620.0 m ³
ANNUAL TOTAL	41,187,065 Lts	41187.0 m ³

Page 1 of 1

**ANNUAL REPORT
FOR THE HAMLET OF CAPE DORSET**

Please indicate volumes in cubic metres - 1 cubic meter equals 1000 litres

- iv) a summary of modifications and/or major maintenance work carried out on the Water Supply and Waste Disposal Facilities, including all associated structures and facilities;

Cells were decanted in Nov. 2007. 120 samples taken due to cell three draining underground by itself. Reported to INAC (Andrew Kiern) work continued on new Sewage Lagoon

- v) a list of unauthorized discharges and summary of follow-up action taken;

ICE formed in Cell 1 and 2 from Dec 2006 to April 2007 - ICE was removed as needed to help with lagoon capacity.

- vi) a summary of any abandonment and restoration work completed during the year and an outline of any work anticipated for the next year;

over flow from cell one to cell two was diverted into cell 2 as per Andrew Kiern's instructions.

- vii) a summary of any studies requested by the Board that relate to waste disposal, water use or reclamation, and a brief description of any future studies planned;

Part F, Item 1: Operation and Maintenance Manual

work in progress / Brief manual made in 2007
As requested by Andrew Kiern (INAC)

Part G, Item 1: Abandonment and Restoration Plan

Work on new lagoon proceeded in 2007

**ANNUAL REPORT
FOR THE HAMLET OF CAPE DORSET**

- viii) any other details on water use or waste disposal requested by the Board by November 1st of the year being reported; and

Report was made to CG45 about IFE
in the cells being removed to maintain
capacity

- ix) updates or revisions to the approved Operation and Maintenance Plans.

Course taken by Director on Operation + Maintenance
in January

ADDITIONAL INFORMATION THAT THE HAMLET DEEMS USEFUL:

Road to P Lake sewage lagoon +
construction on lagoon finished in 2007.

Access road to Municipal roads still
need to be made.

FOLLOW-UP REGARDING INSPECTION/COMPLIANCE CONCERNS:

Andrew Kiem (INAC) given photo's and
report on old lagoon and work which
was done due to the ice.
- Reply from Andrew - we are (the hamlet)
doing the best that we can with the
old sewage lagoon.

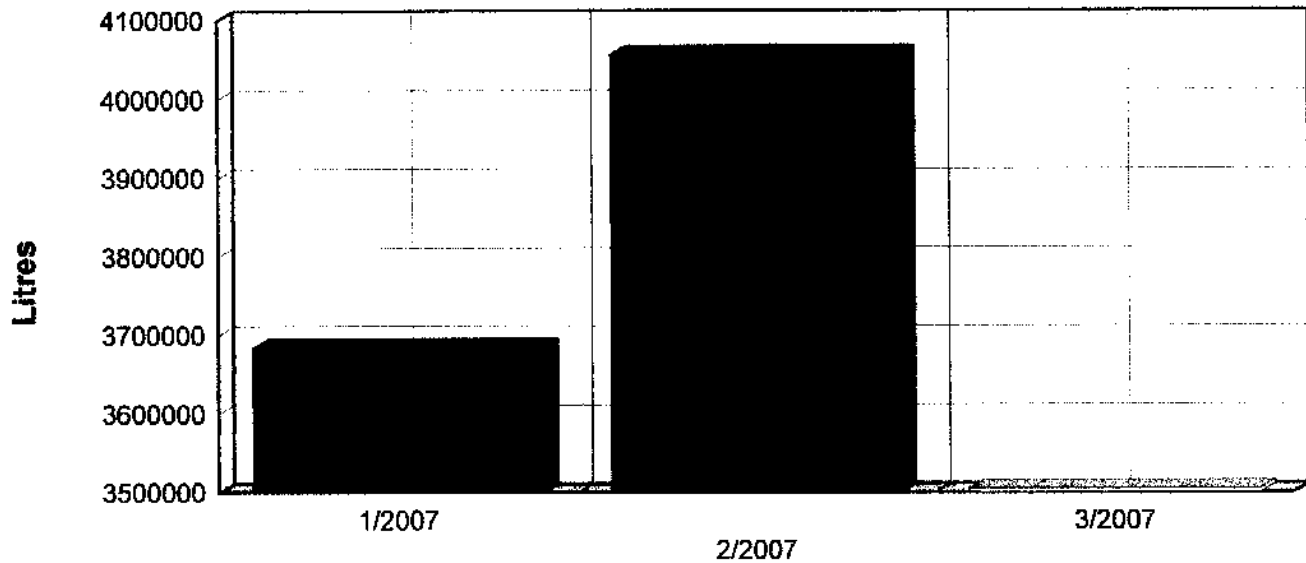
YTD Water Consumption

Municipality of Cape Dorset

For the Date Range: From: jan-01-2007 To: mar-31-2007

Printed On: Mar 11 2008 At: 9:49:47 AM

Page: 1



YTD Water Consumption - Details

Date	Quantity
January	3,684,953
February	4,056,821
March	3,504,402
Grand Total	11,246,176.01

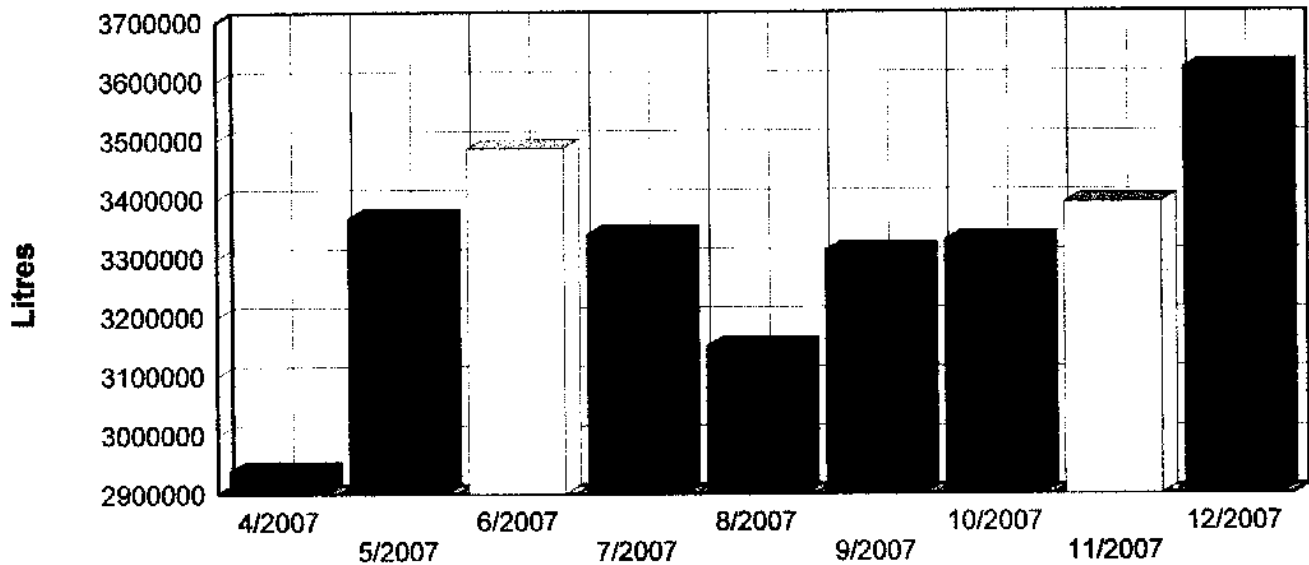
YTD Water Consumption

Municipality of Cape Dorset

For the Date Range: From: apr-01-2007 To: dec-31-2007

Printed On: Mar 11 2008 At: 9:33:18 AM

Page: 1



YTD Water Consumption - Details

Date	Quantity
April	2,939,595
May	3,368,314
June	3,486,155
July	3,340,547
August	3,150,074
September	3,312,556
October	3,329,715
November	3,393,850
December	3,620,084
Grand Total	29,940,889.33