
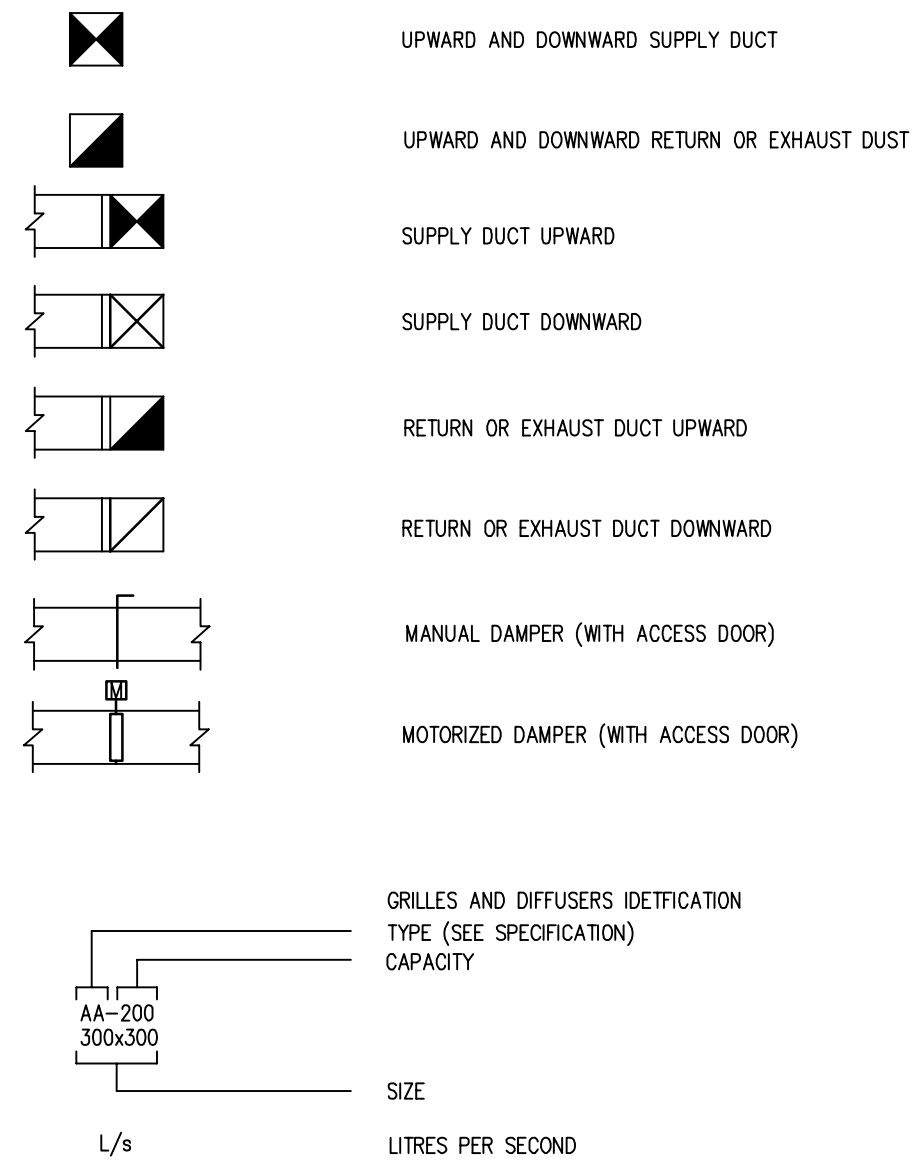


PLUMBING AND HEATING



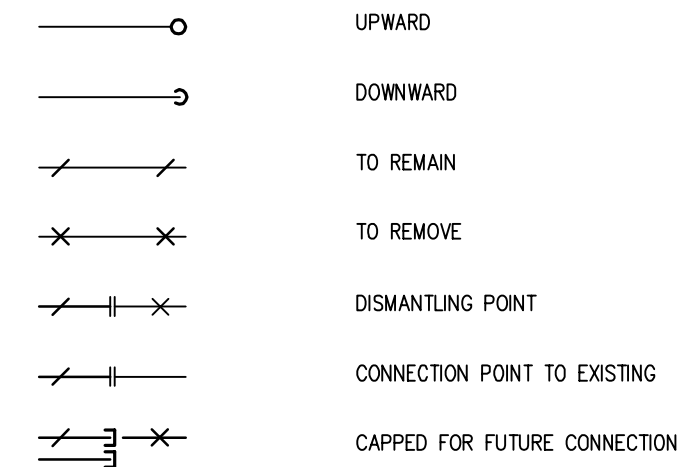
HVAC



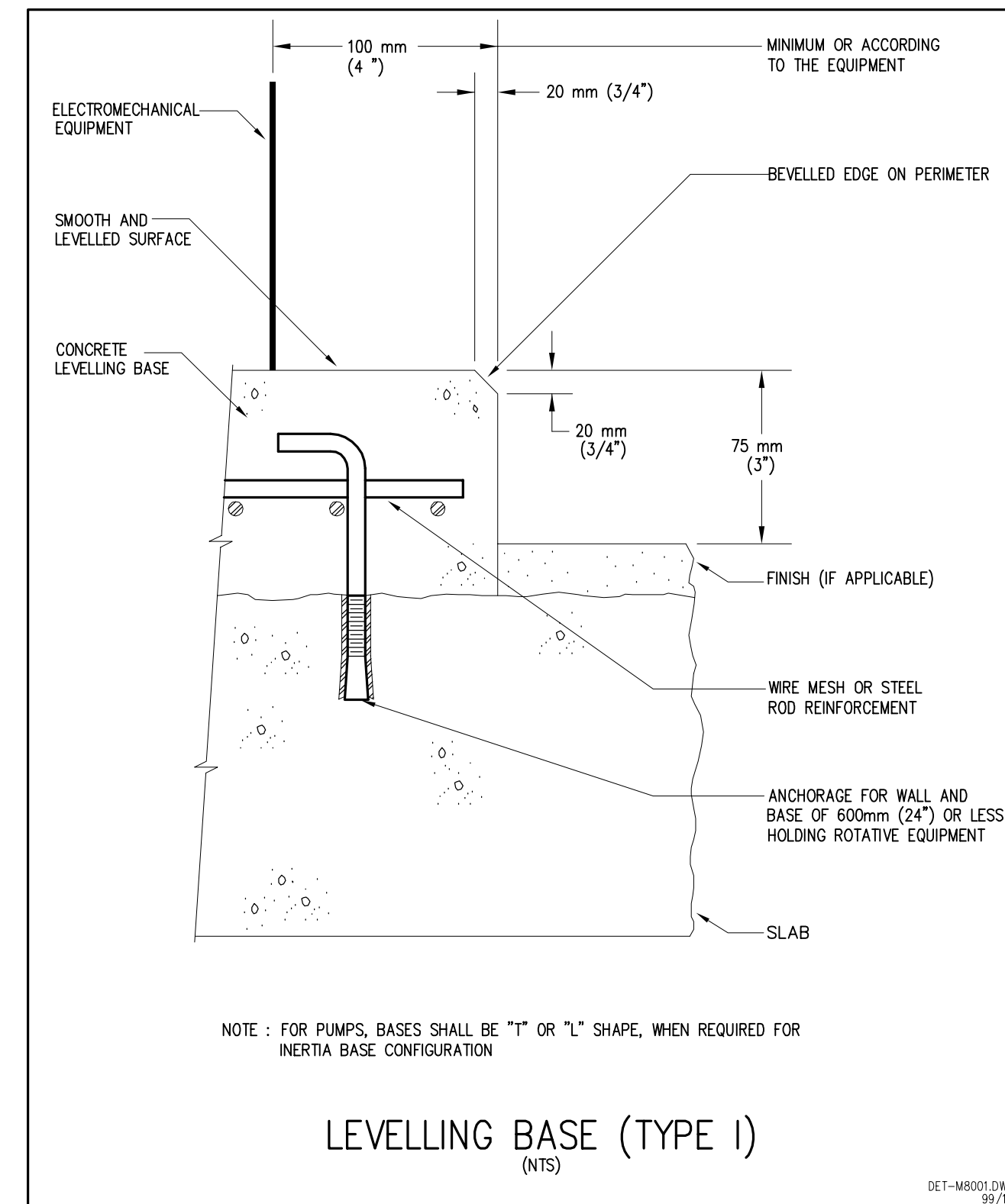
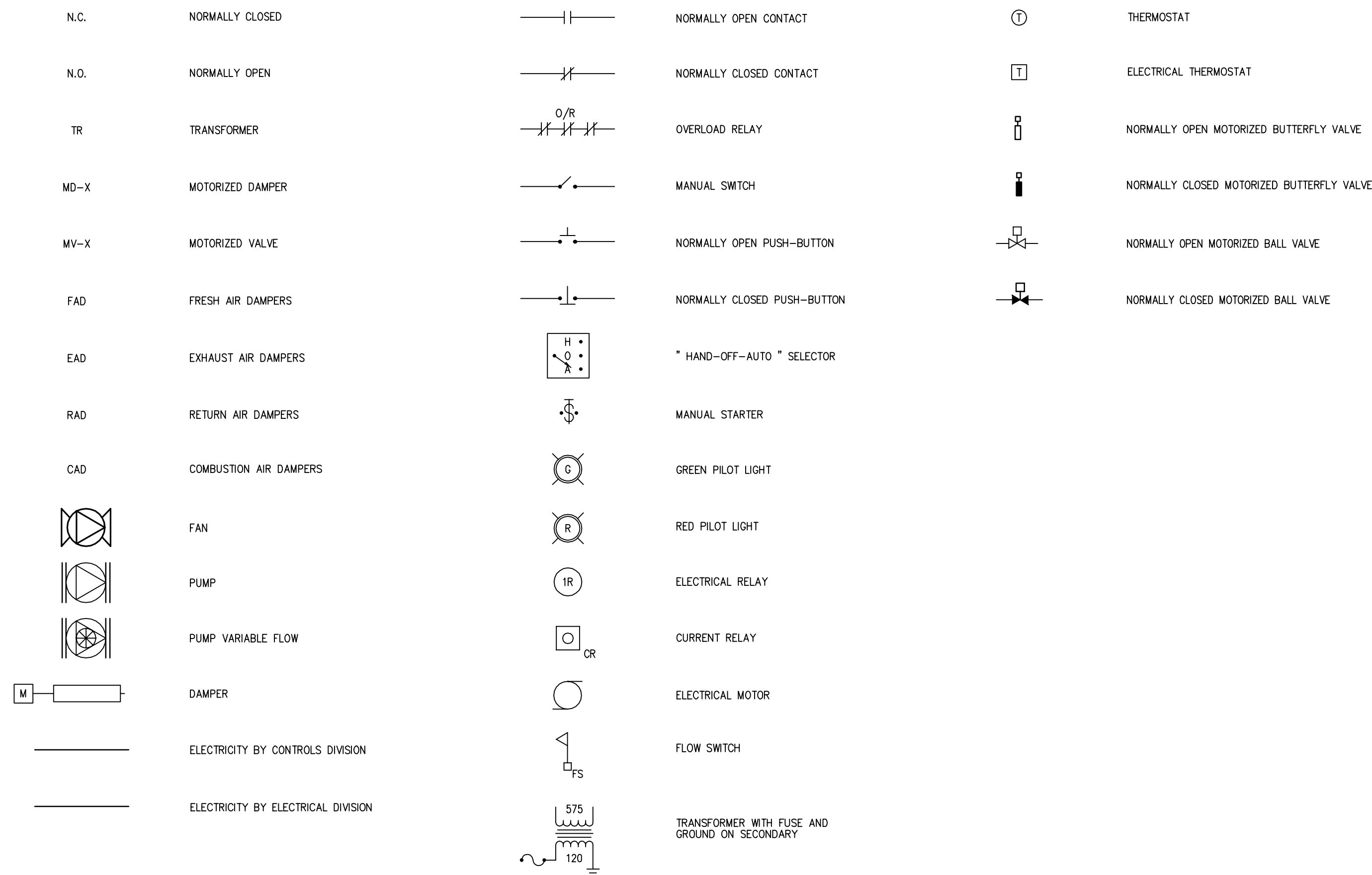
DRAWING LIST

| | |
|------|--|
| M100 | MECHANICAL – LEGEND AND DRAWING LIST |
| M101 | MECHANICAL – DETAILS |
| M200 | MECHANICAL – PLUMBING LAYOUT |
| M201 | MECHANICAL – PLUMBING ELEVATION DETAILS |
| M202 | MECHANICAL – PLUMBING SCHEMATIC & ELEVATION DETAIL |
| M300 | MECHANICAL – FUEL SYSTEM LAYOUT |
| M301 | MECHANICAL – FUEL SYSTEM SCHEMATIC & SOUTH ELEVATION |
| M500 | MECHANICAL – VENTILATION LAYOUT |
| M600 | MECHANICAL – CONTROL SCHEMATICS |
| M601 | MECHANICAL – CONTROL SCHEMATICS |
| M602 | MECHANICAL – CONTROL SCHEMATICS |

GENERAL



CONTROLS LEGEND


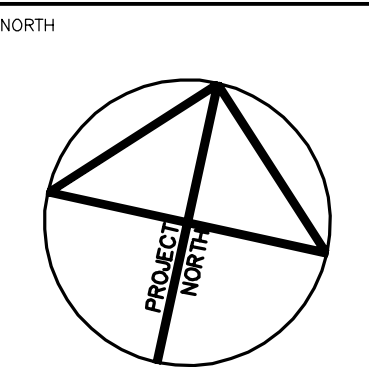


PERMIT TO PRACTICE
BOUTHILLETTE PARIZEAU INC.

Signature:

Date: 2016-01-25

PERMIT NUMBER: P717
NWT/NU Association of Professional
Engineers and Geoscientists



NOTES: GENERAL CONTRACTOR TO VERIFY ALL DIMENSIONS WITH FINAL ARCHITECTURAL AND MECHANICAL DRAWINGS. NOTIFY THE ENGINEERS OF ANY ERRORS AND/OR OMISSIONS PRIOR TO CONSTRUCTION FOR DIRECTION. DO NOT SCALE THIS DRAWING.

| No. | DESCRIPTION | DATE | BY | APP'D |
|-------------------|--------------------------|------------|-----|-------|
| 3 | ISSUED FOR CONSTRUCTION | 2016/05/12 | BPA | P.S.O |
| 2 | ISSUED FOR ADDENDUM M-01 | 2016/01/25 | BPA | P.S.O |
| 1 | ISSUED FOR TENDER | 2015/12/07 | BPA | P.S.O |
| R E V I S I O N S | | | | |

Ottawa :
100-1960 Robertson Road, Suite 100, K2H 5B9
T.(613) 596.6454 F.(613) 596.3346
www.bpa.ca

Gatineau :
430 de l'hôpital bld, suite 210, J8V 1T7
T.(819) 778.2448 F.(819) 778.5031

Consulting Engineers

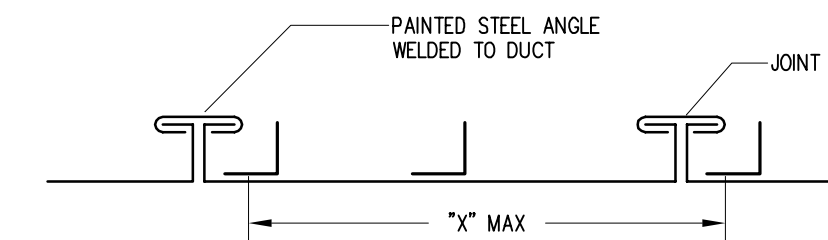
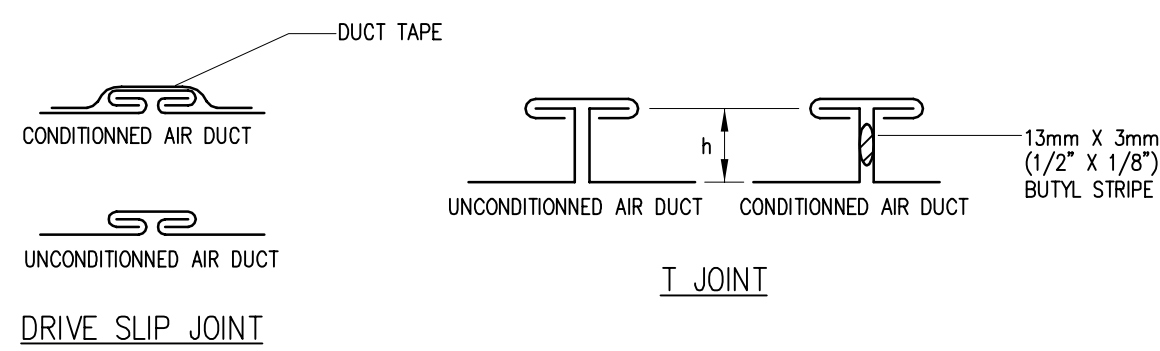


CLIENT
GOVERNMENT OF NUNAVUT
DEPARTMENT OF COMMUNITY
AND GOVERNMENT SERVICES

PROJECT
CORAL HARBOUR, NUNAVUT
NEW PUMPING STATION

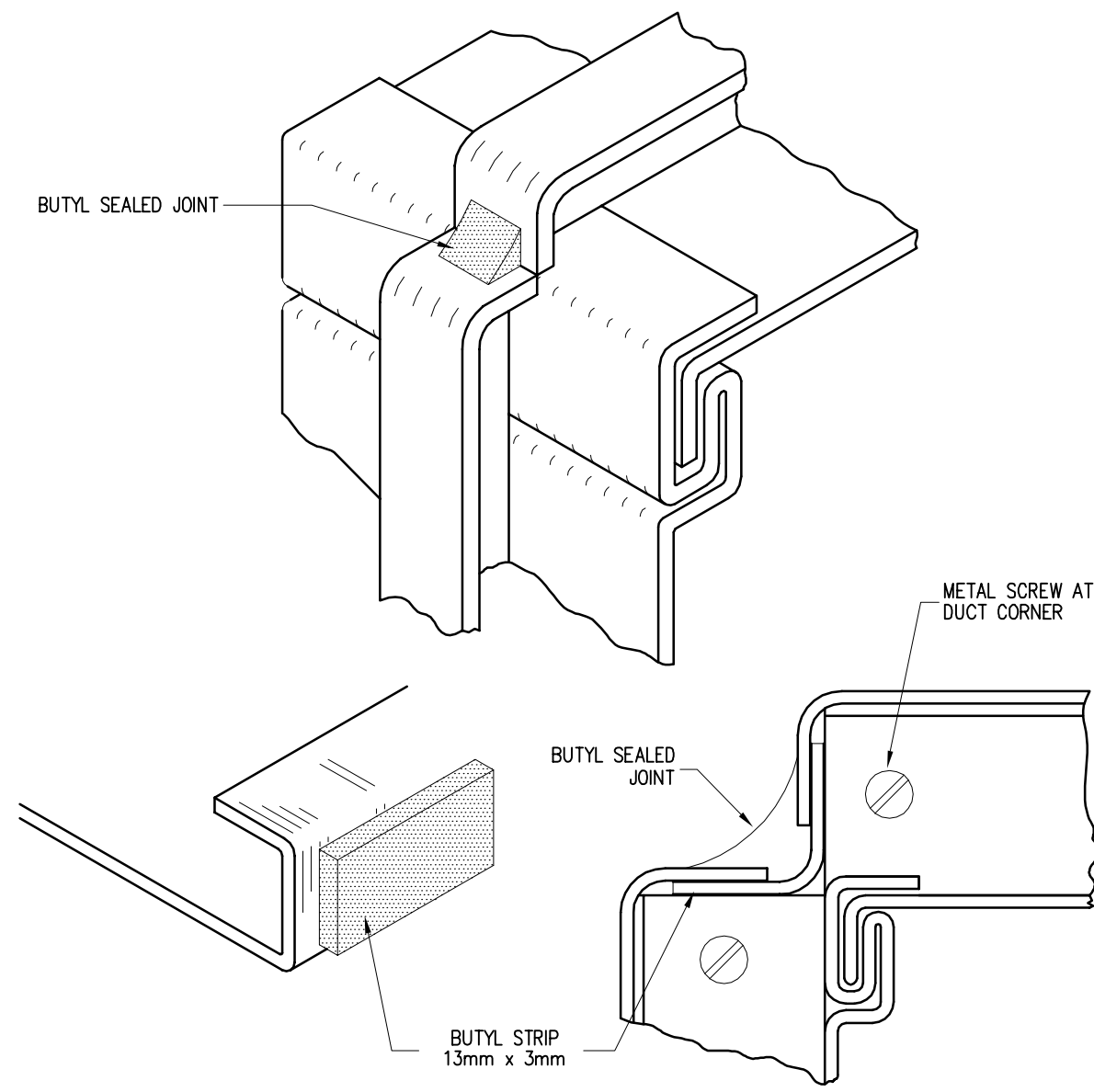
TITLE
MECHANICAL
LEGEND AND DRAWING LIST

| | | | |
|------------|---------------|-------------|----------|
| design by | P.C. | project no. | 8011-116 |
| drawn by | Y.G. | drawing no. | M100 |
| checked by | P.C. | | |
| date | NOVEMBER 2015 | | |
| | N.T.S. | | |

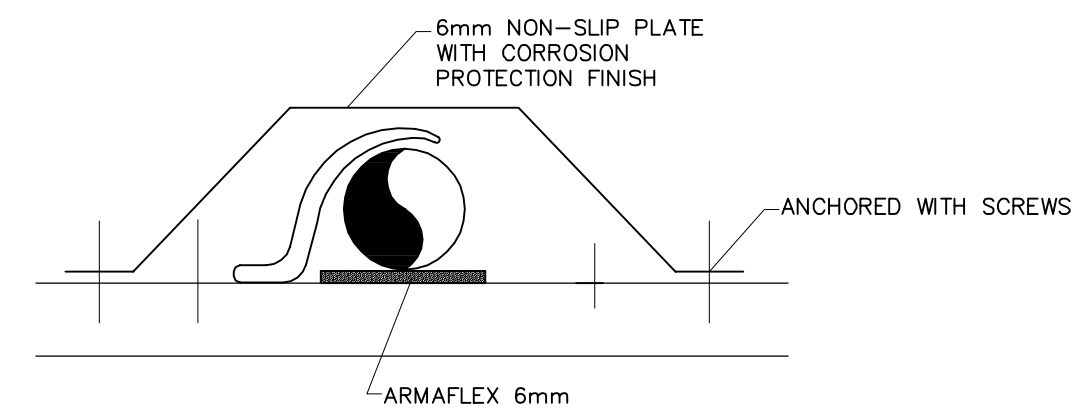


| DIMENSIONS mm (in) | SHEET THICKNESS mm (CAL. US) | JOINT TYPE | "h" mm (in) | "x" mm (in) | STEEL ANGLE mm | |
|------------------------------|------------------------------------|-----------------|----------------|----------------|----------------|-------------|
| | | | | | CENTER | END |
| ≤ 300 (≤ 12) | 0.551 (26) | "DRIVE SLIP" | — | 2400 (94) | — | — |
| 350 A 750 (14 A 30) | 0.701 (24) | "T" | 25 (1) | 1170 (46) | — | — |
| 800 A 1350 (32 A 54) | 0.853 (22) | "T" | 35 (1-1/2) | 1170 (46) | — | — |
| 1400 A 1500 (56 A 60) | 1.006 (20) | "T" | 35 (1-1/2) | 1140 (45) | 35 X 35 X 3 | — |
| 1550 A 2150 (62 A 84) | 1.006 (20) | "T" | 35 (1-1/2) | 1140 (45) | 35 X 35 X 3 | 35 X 35 X 3 |
| 2200 ET PLUS (86 ET PLUS) | 1.311 (18) | "T" | 35 (1-1/2) | 1140 (45) | 55 X 55 X 3 | 35 X 35 X 3 |

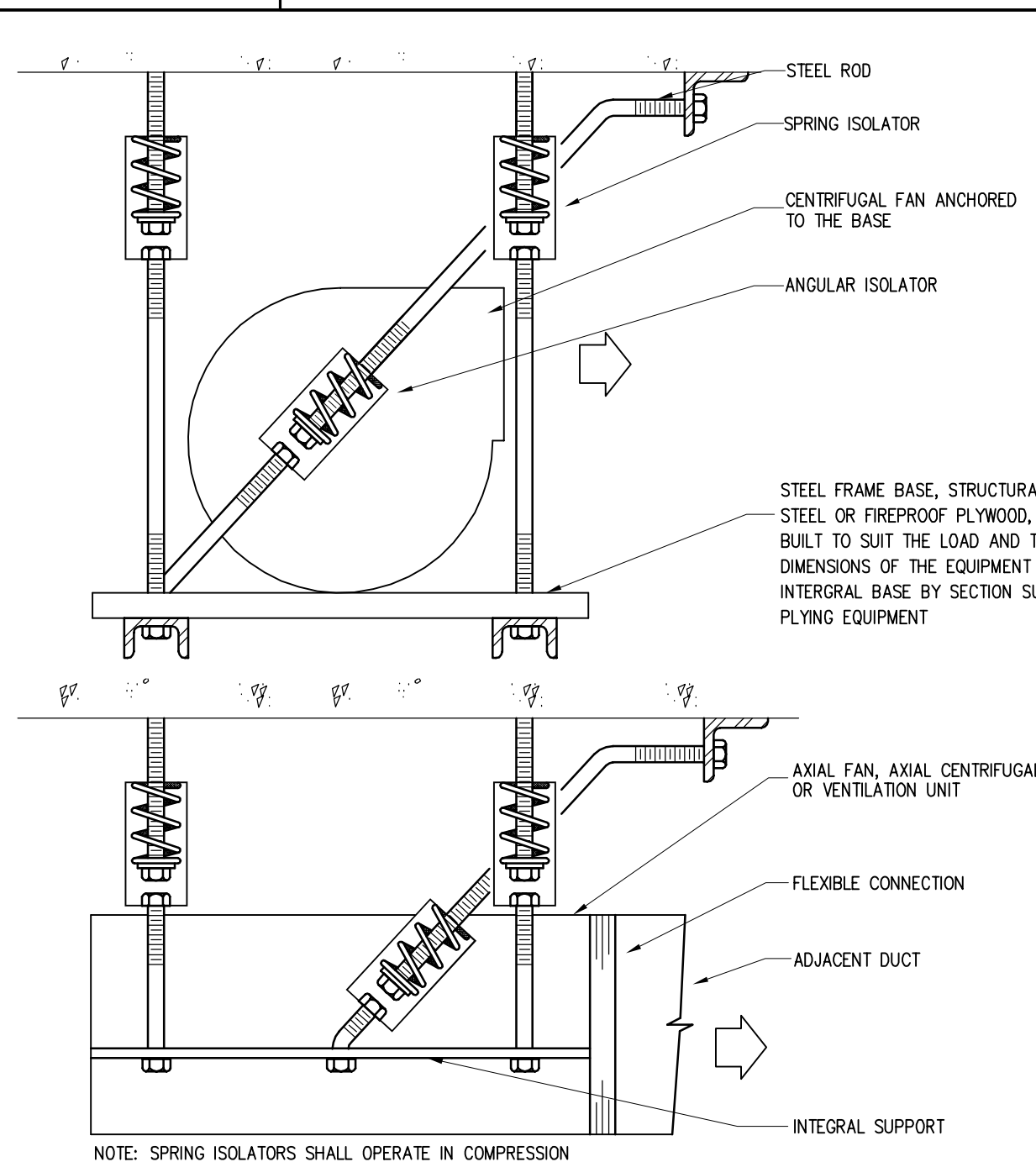
CROSS JOINT AND REINFORCEMENT FOR LOW PRESSURE RECTANGULAR DUCT (NTS)



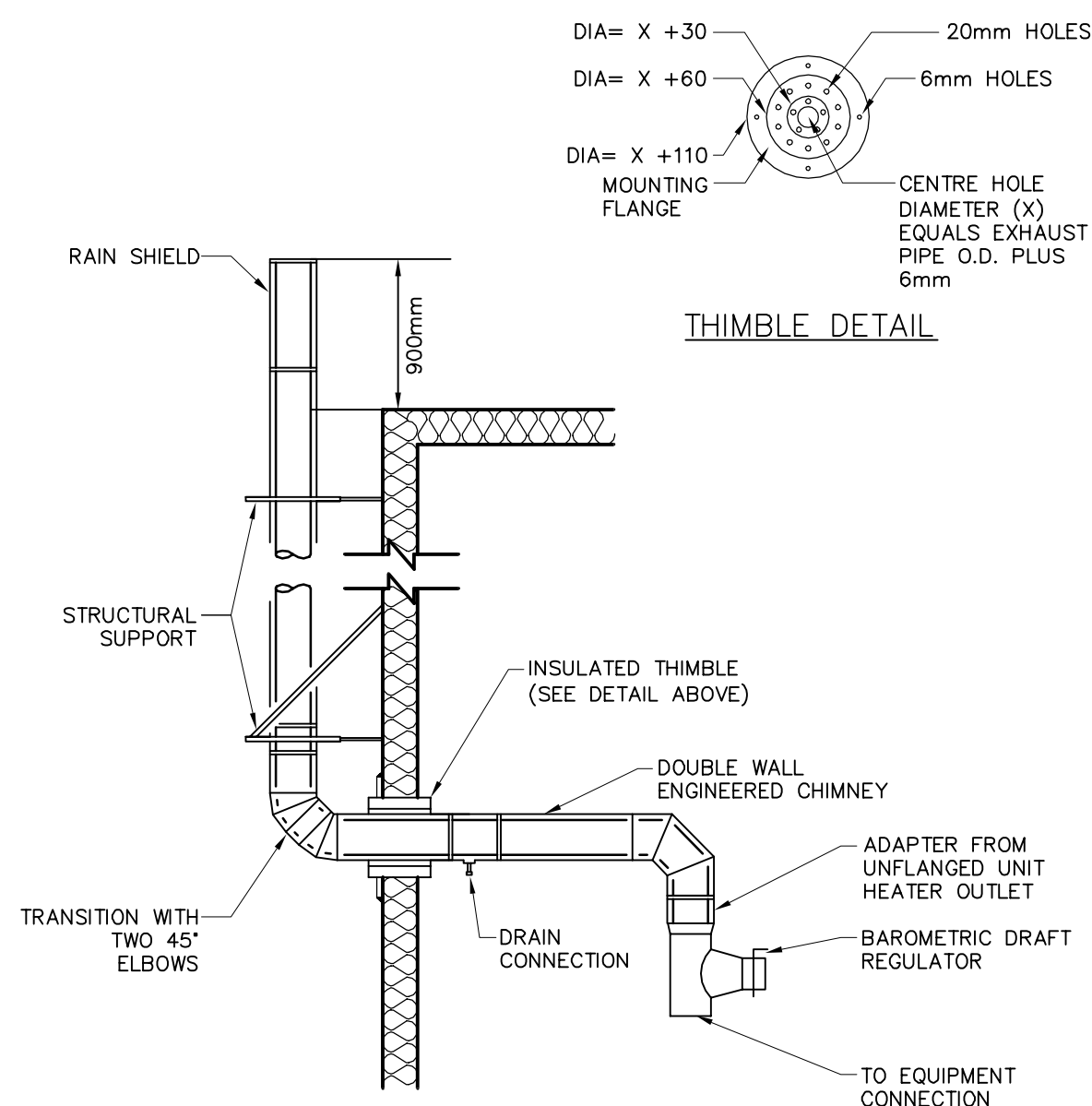
SEALED JOINT FOR LOW PRESSURE RECTANGULAR DUCT (NTS)



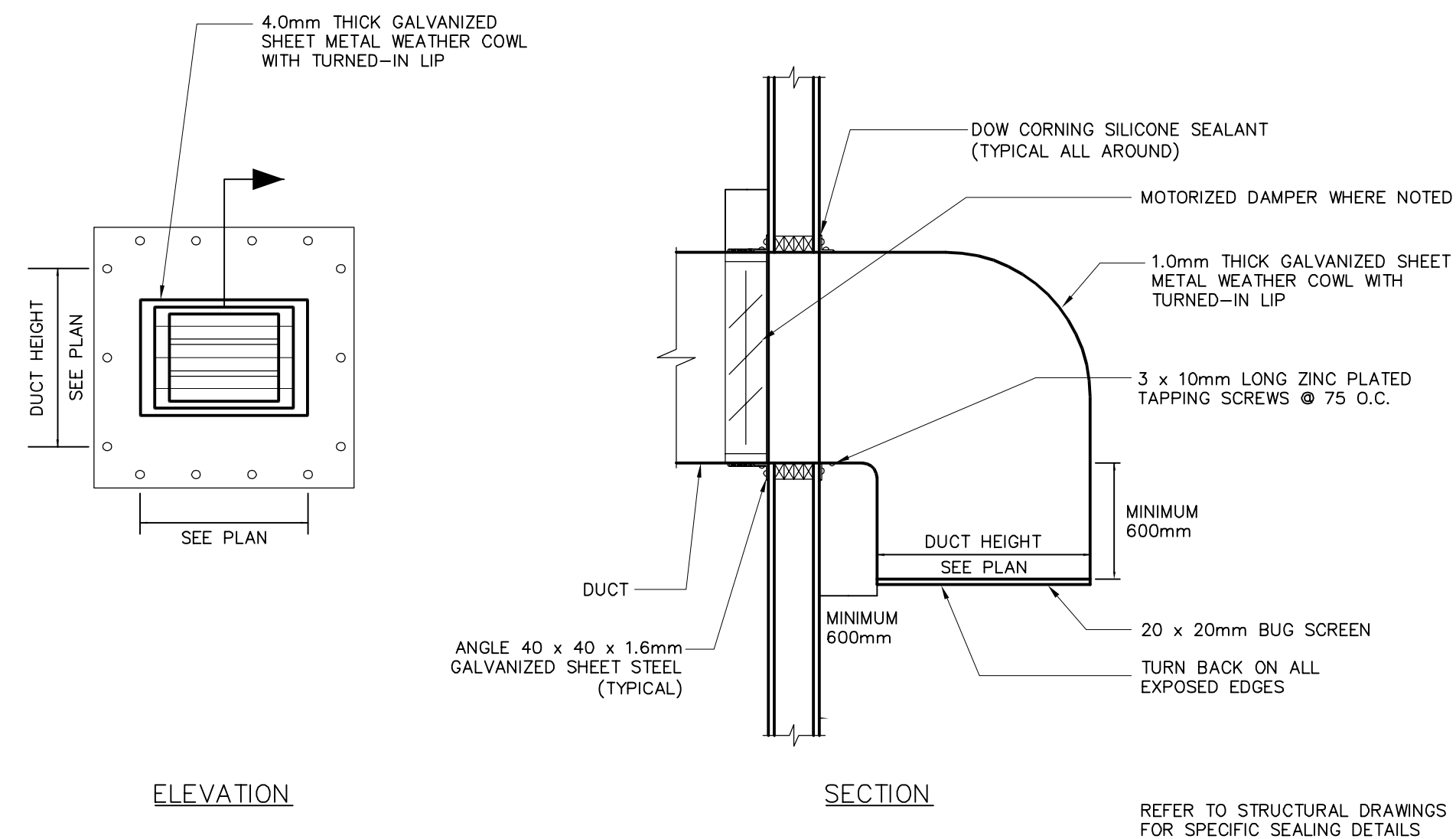
INSTALLATION OF FLOOR MOUNTED PIPES (NTS)



SUSPENDED EQUIPMENT (TYPE VI) (NTS)



UNIT HEATER CHIMNEY DETAIL (NTS)



TYPICAL WEATHER COWL DETAIL (NTS)




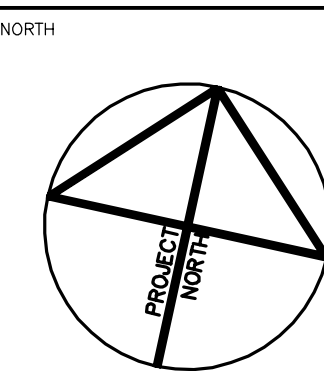
PERMIT TO PRACTICE
BOUTHILLETTE PARIZEAU INC.

Signature: *[Signature]*

Date: 2016-01-25

PERMIT NUMBER: P717

NWT/NU Association of Professional
Engineers and Geoscientists



NOTES: GENERAL CONTRACTOR TO VERIFY ALL DIMENSIONS WITH FINAL ARCHITECTURAL AND MECHANICAL DRAWINGS. NOTIFY THE ENGINEERS OF ANY ERRORS AND/OR OMISSIONS PRIOR TO CONSTRUCTION FOR DIRECTION. DO NOT SCALE THIS DRAWING.

| No. | DESCRIPTION | DATE | BY | APP'D |
|-------------------|-------------------------|------------|-----|-------|
| 2 | ISSUED FOR CONSTRUCTION | 2016/05/12 | BPA | P.S.O |
| 1 | ISSUED FOR TENDER | 2015/12/07 | BPA | P.S.O |
| R E V I S I O N S | | | | |

Ottawa :
100-1960 Robertson Road, Suite 100, K2H 5B9
T.(613) 596.6454 F.(613) 596.3346
www.bpa.ca

Gatineau :
430 de l'hôpital bld, suite 210, J8V 1T7
T.(819) 778.2448 F.(819) 778.5031
Consulting Engineers



CLIENT
GOVERNMENT OF NUNAVUT
DEPARTMENT OF COMMUNITY
AND GOVERNMENT SERVICES

PROJECT
CORAL HARBOUR, NUNAVUT
NEW PUMPING STATION

TITLE
MECHANICAL
DETAILS

| | | | |
|------------|---------------|-------------|----------|
| design by | P.C. | project no. | 8011-116 |
| drawn by | Y.G. | drawing no. | M101 |
| checked by | P.C. | | |
| date | NOVEMBER 2015 | | |
| | N.T.S. | | |

GENERAL NOTES:

- LAYOUT OF CHEMICAL FEED PIPING (CF-N) IS SHOWN SCHEMATICALLY FOR CLARITY. COORDINATE FINAL LAYOUT ON SITE.
- THE PLAN VIEW, ELEVATION VIEW AND SCHEMATIC DIAGRAM ON DRAWING M201 AND M202 ARE ALL COMPLEMENTARY AND COVER ALL COMPONENTS AND ACCESSORIES REQUIRED.
- THE CONTRACTOR SHALL PRODUCE PIPE FABRICATION AND ERECTION DRAWINGS, COMPLETE WITH LIST OF EQUIPEMENT FOR REVIEW BY ENGINEER PRIOR TO ANY CONSTRUCTION.

DRAWING NOTES:


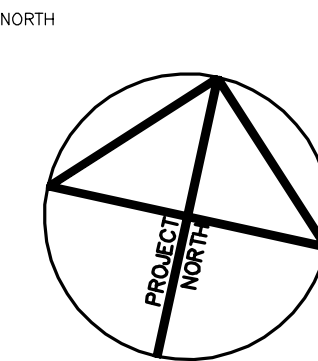
- PROVIDE NPS 1/2 DCW AND DHW PIPING TO EW-01, SK-01, & SK-02 C/W THERMOSTATIC MIXING VALVE NEAR OUTLET OF WH-01.
- WH-01 SUSPENDED AT 2000MM ABOVE FLOOR PLATE. DWP-01 INSTALLED BELOW ON FLOOR PLATE. REFER TO SUSPENDED EQUIPMENT DETAIL M101.
- INSTALL SP-02 DIRECTLY BENEATH SERVICE SINK SK-01. PROVIDE TRAP AND DRAIN SK-01, SK-02 AND EW-01 DIRECTLY INTO SP-02 TANK.
- PROVIDE NPS 1/4 HOSE BIB CONNECTION NEAR OUTLET OF DWP-01.
- PIPE NPS 1/2 DRAIN FROM CC-01, CC-02 & CC-03 BACK TO SUMP PIT CONTAINING THE SUMP PUMP SP-02.
- CONNECT PIPE TO TRUCK FILL ARM WITH FLEXIBLE JOINT. SEE DETAIL ON STRUCTURAL DRAWING S4.
- SUPPLY AND INSTALL HIGH LEVEL INDICATOR SWITCH COMPLETE WITH RED LIGHT FOR EXTERIOR INSTALLATION. INSTALL SWITCH IN SEWAGE TANK.
- LOCATION FOR THE INSTALLATION OF SEWAGE TANK LEVEL INDICATOR LIGHT.
- TRENCH DRAIN
- NPS 4 CAPPED FLANGE CONNECTION FOR FUTURE USE.
- INTAKE SHAFT TO MAIN WATER PUMPS WP-01 & WP-02 FROM FLANGE.
- SPACE AVAILABLE FOR FUTURE CARBON FILTRATION SYSTEM. CARBON FILTRATION SYSTEM MUST NOT PRECEDE CHLORINE ADDITION AFTER FILTRATION.
- CHLORINE CONTACT PIPE.
- FLANGED CONNECTION POINT TO CHLORINE CONTACT PIPE. REFER TO DETAIL A ON DRAWING M201 AND DETAIL C ON DRAWING M202.
- PROVIDE ADEQUATE SUPPORT FOR THE BASKET FILTER. FILTER TO BE ANCHORED TO THE FLOOR USING A SUPPORT STAND.
- NPS 3 SEWAGE TANK DRAIN LINE WITH CAMLOCK CONNECTION.
- VENT CAP TO BE REMOVED (FOR SEWAGE TANK VENTING PURPOSE).
- NPS 3/4 PIPING TOWARDS THE SAMPLE COLLECTING STATION; TREATED WATER STATION. REFER TO DETAIL 1 ON DRAWING M202.
- NPS 3/4 PIPING TOWARDS THE SAMPLE COLLECTING STATION; RAW WATER STATION. REFER TO DETAIL 1 ON DRAWING M202.
- FLOAT SWITCH.



PERMIT TO PRACTICE
BOUTHILLETTE PARIZEAU INC.

Signature:

Date: PRACTICE
PERMIT NUMBER: P717
NWT/NU Association of Professional
Engineers and Geoscientists



NOTES: GENERAL CONTRACTOR TO VERIFY ALL DIMENSIONS WITH FINAL ARCHITECTURAL AND MECHANICAL DRAWINGS. NOTIFY THE ENGINEERS OF ANY ERRORS AND/OR OMISSIONS PRIOR TO CONSTRUCTION FOR DIRECTION. DO NOT SCALE THIS DRAWING.

| No. | DESCRIPTION | DATE | BY | APP'D |
|-------------------|--------------------------|------------|-----|-------|
| 3 | ISSUED FOR CONSTRUCTION | 2016/05/12 | BPA | P.S.O |
| 2 | ISSUED FOR ADDENDUM M-01 | 2016/01/25 | BPA | P.S.O |
| 1 | ISSUED FOR TENDER | 2015/12/07 | BPA | P.S.O |
| R E V I S I O N S | | | | |

Ottawa :
100-1960 Robertson Road, Suite 100, K2H 5B9
T.(613) 596.6454 F.(613) 596.3346
www.bpa.ca
Gatineau :
430 de l'hôpital bld, suite 210, J8V 1T7
T.(819) 778.2448 F.(819) 778.5031
Consulting Engineers

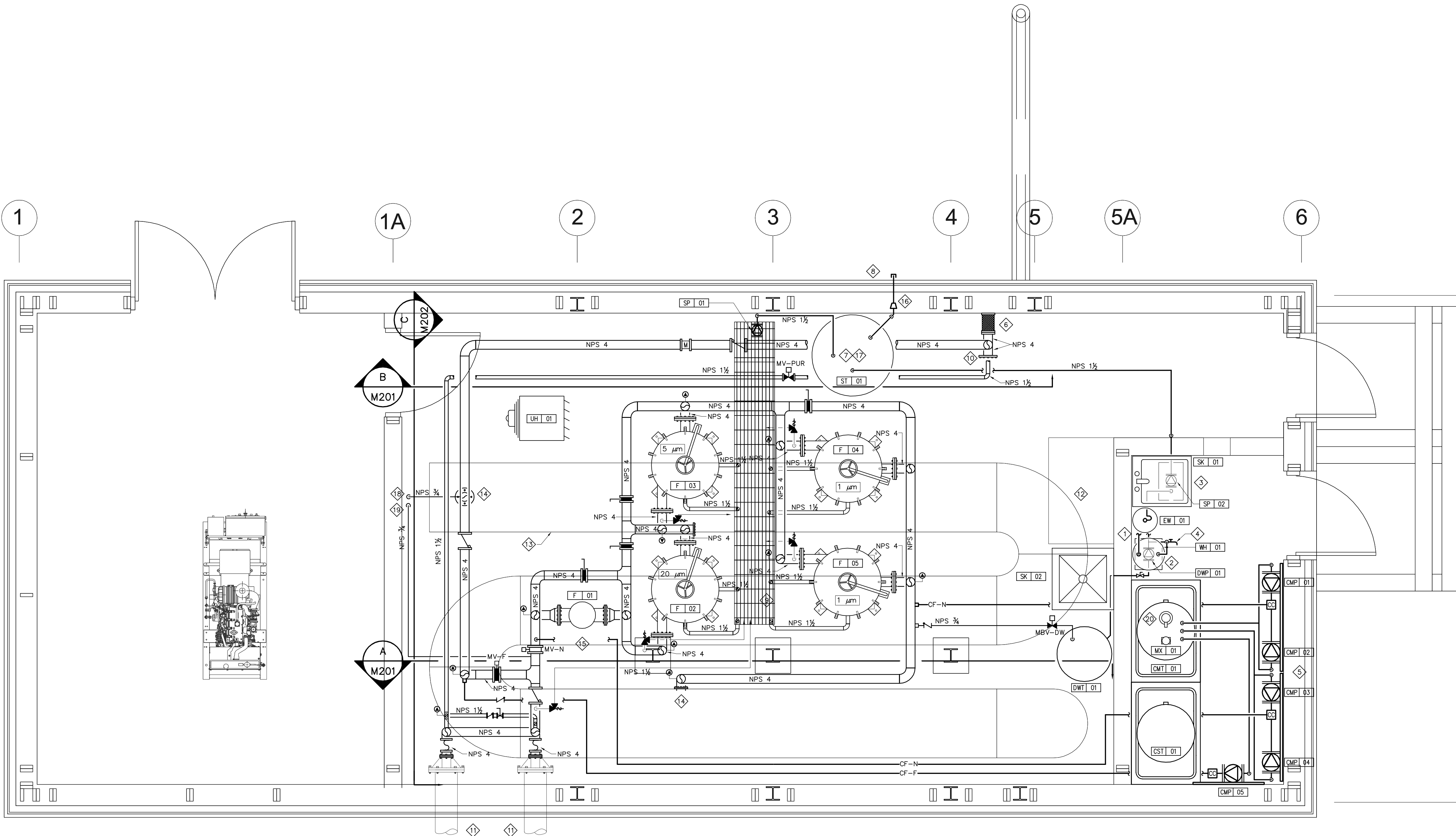


CLIENT
GOVERNMENT OF NUNAVUT
DEPARTMENT OF COMMUNITY
AND GOVERNMENT SERVICES

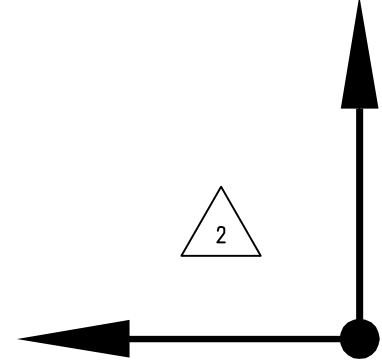
PROJECT
CORAL HARBOUR, NUNAVUT
NEW PUMPING STATION

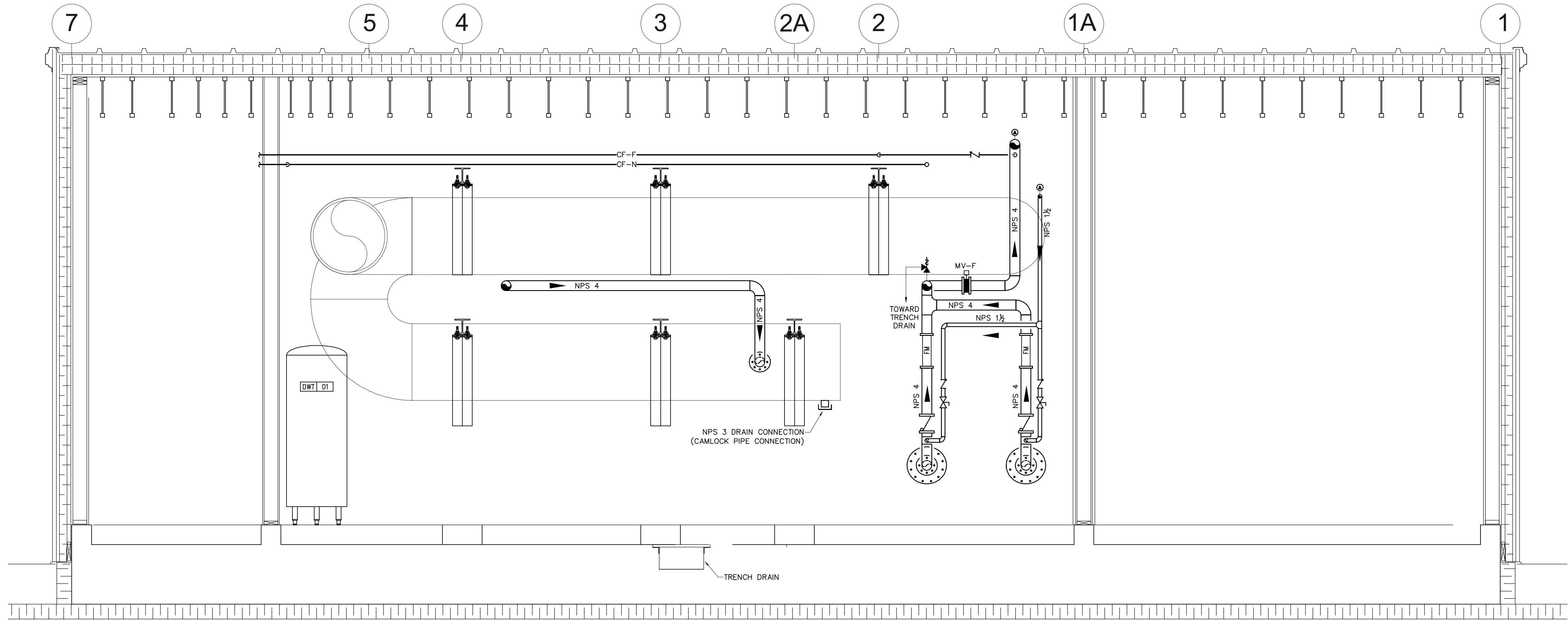
TITLE
MECHANICAL
PLUMBING LAYOUT

| | | | |
|------------|---------------|-------------|----------|
| design by | P.C. | project no. | 8011-116 |
| drawn by | Y.G. | drawing no. | M200 |
| checked by | P.C. | | |
| date | NOVEMBER 2015 | | |
| | 1:25 | | |

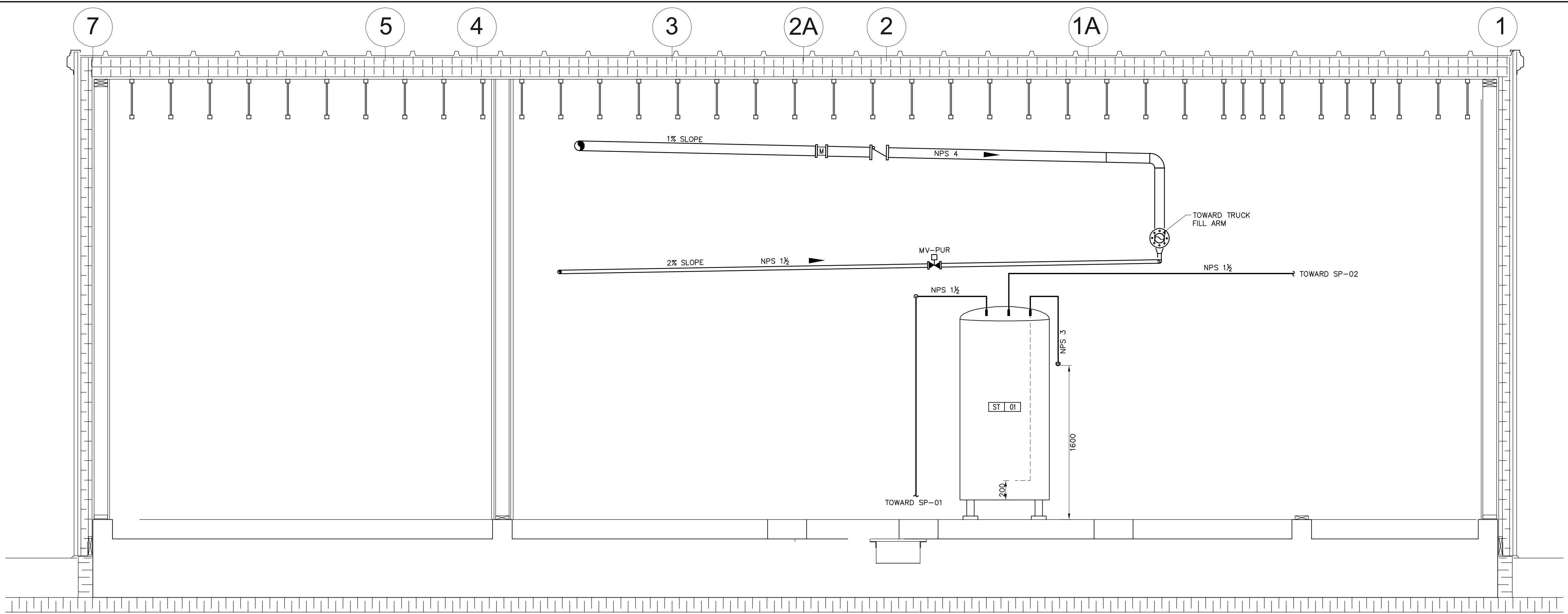


1 DOMESTIC WATER DELIVERY SYSTEM
M200
SCALE 1:25





A
M201 SECTION DETAIL — DOMESTIC WATER DELIVERY SYSTEM
SCALE 1:25




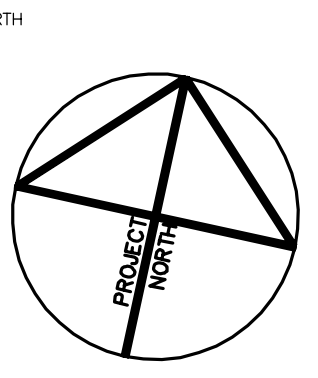
B
M201 SECTION DETAIL — DOMESTIC WATER DELIVERY SYSTEM
SCALE 1:25



PERMIT TO PRACTICE
BOUTHILLETTE PARIZEAU INC.

Signature: *[Signature]*

Date: PRACTICE
PERMIT NUMBER: P717
NWT/NU Association of Professional
Engineers and Geoscientists



NOTES: GENERAL CONTRACTOR TO VERIFY ALL DIMENSIONS
WITH FINAL ARCHITECTURAL AND MECHANICAL DRAWINGS.
NOTIFY THE ENGINEERS OF ANY ERRORS AND/OR
OMISSIONS PRIOR TO CONSTRUCTION FOR DIRECTION.
DO NOT SCALE THIS DRAWING.

| No. | DESCRIPTION | DATE | BY | APP'D |
|-------------------|--------------------------|------------|-----|-------|
| 3 | ISSUED FOR CONSTRUCTION | 2016/05/12 | BPA | P.S.O |
| 2 | ISSUED FOR ADDENDUM M-01 | 2016/01/25 | BPA | P.S.O |
| 1 | ISSUED FOR TENDER | 2015/12/07 | BPA | P.S.O |
| R E V I S I O N S | | | | |

Ottawa :
100-1960 Robertson Road, Suite 100, K2H 5B9
T.(613) 596.6454 F.(613) 596.3346
www.bpa.ca
Gatineau :
430 de l'hôpital bld, suite 210, J8V 1T7
T.(819) 778.2448 F.(819) 778.5031
Consulting Engineers

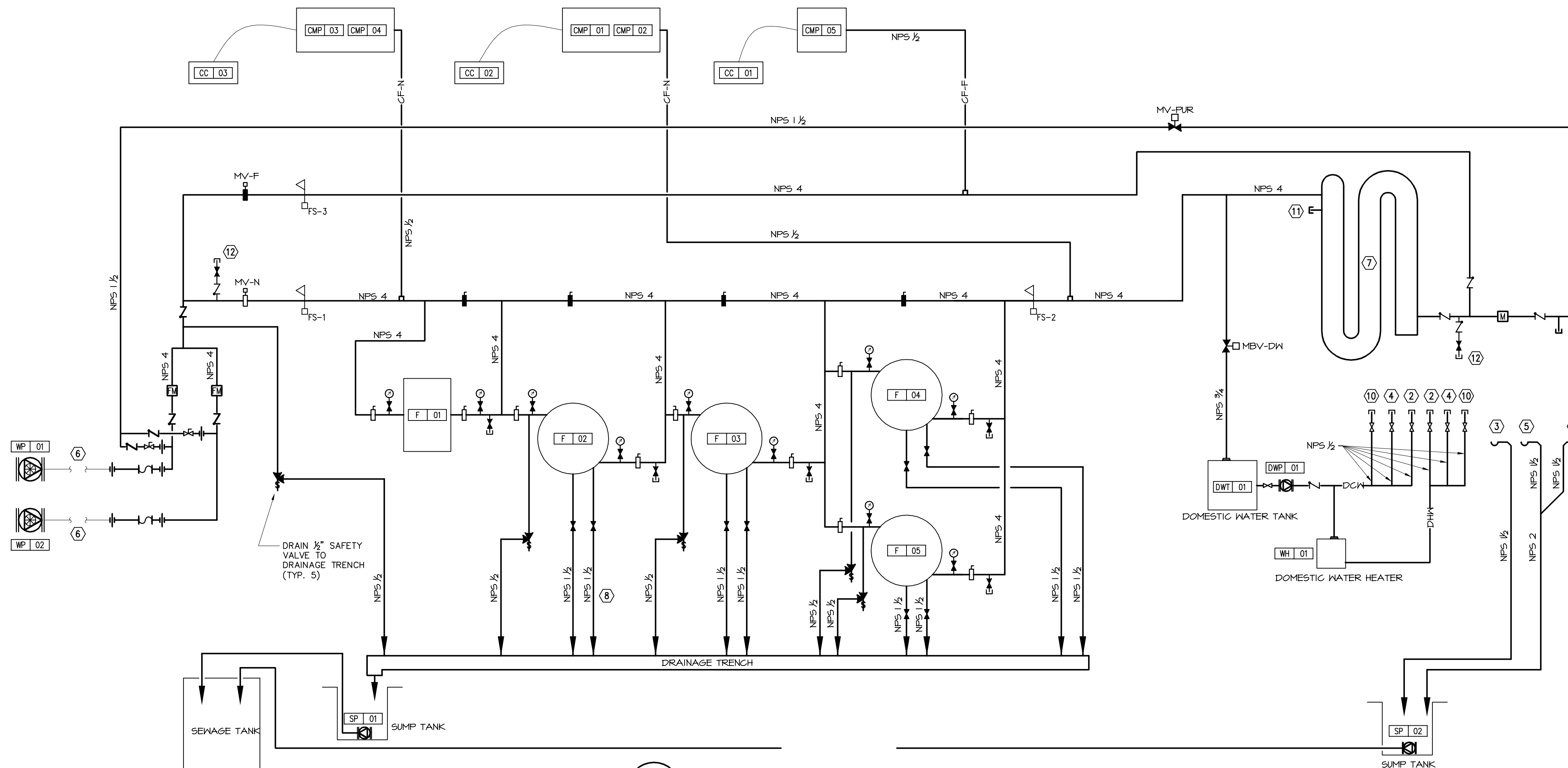


CLIENT
GOVERNMENT OF NUNAVUT
DEPARTMENT OF COMMUNITY
AND GOVERNMENT SERVICES

PROJECT
CORAL HARBOUR, NUNAVUT
NEW PUMPING STATION

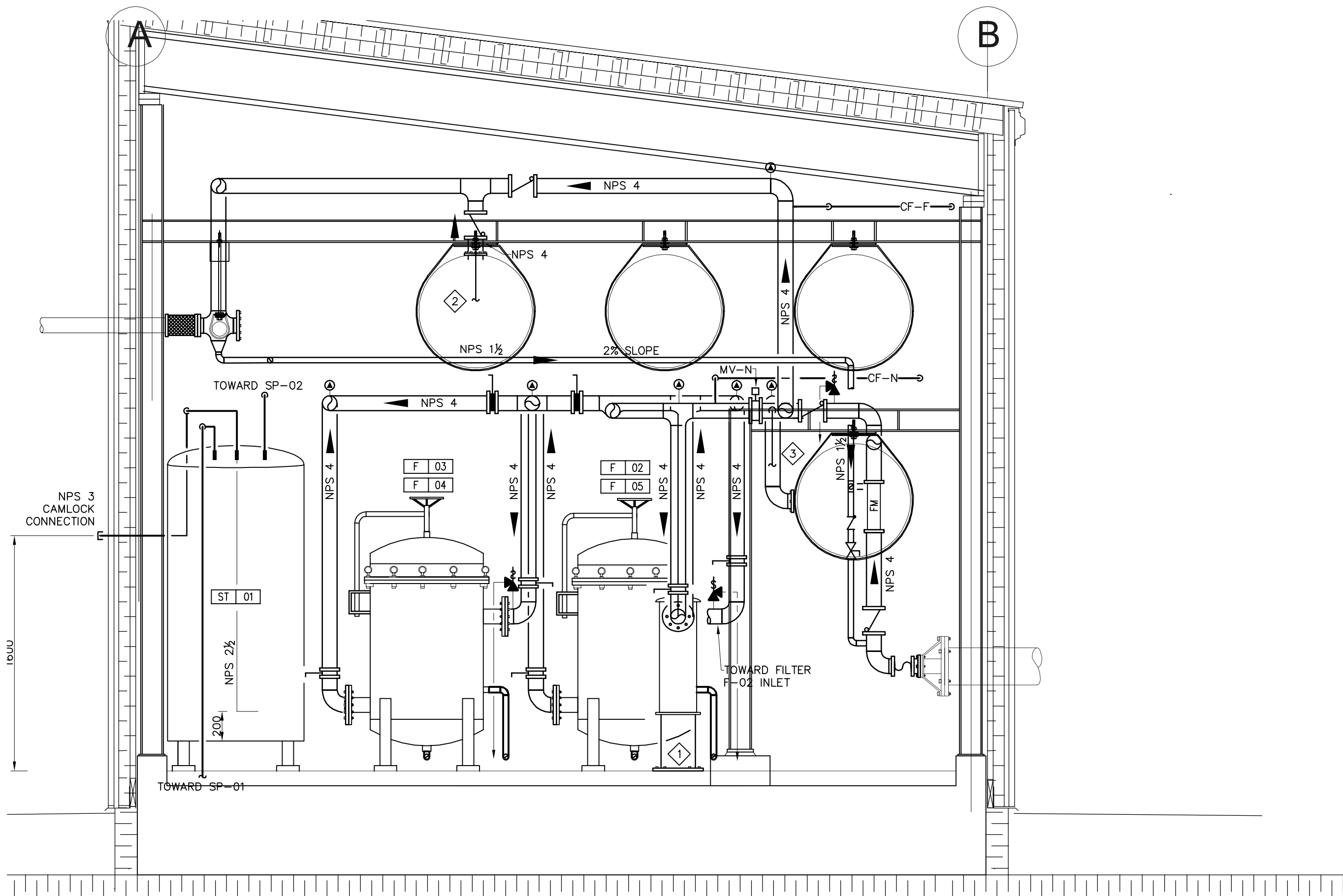
| TITLE MECHANICAL PLUMBING ELEVATION DETAIL | |
|---|----------------------|
| design by P.C. | project no. 8011-116 |
| drawn by Y.G. | drawing no. M201 |
| checked by P.C. | |
| date NOVEMBER 2015 | |
| 1:25 | |

WATER SYSTEM HYDRAULIC DIAGRAM



- NOTES:**
- TO TRUCKFILL ARM
 - CONNECTION FOR WATER FAUCET (SK-01)
 - SINK DRAIN (SK-01)
 - CONNECTION FOR EMERGENCY EYEWASH STATION
 - EYEWASH STATION DRAIN
 - INTAKE SHAFT AND HDPE PIPING TO LAKE BY OTHERS
 - NPS 30 CHLORINE CONTACT PIPE
 - TYPICAL DRAIN INSTALLATION; ONE FOR FILTER PURGE AND THE OTHER FOR AIR VENT.
 - SINK DRAIN (SK-02)
 - CONNECTION FOR WATER FAUCET (SK-02)
 - NPS 3 DRAIN CONNECTION (CAMLOCK PIPE CONNECTION)
 - THREADED AND REMOVABLE CAP ON CHAIN FOR SAMPLE COLLECTION

1 DOMESTIC WATER DELIVERY SYSTEM – SCHEMATIC DIAGRAM
M201




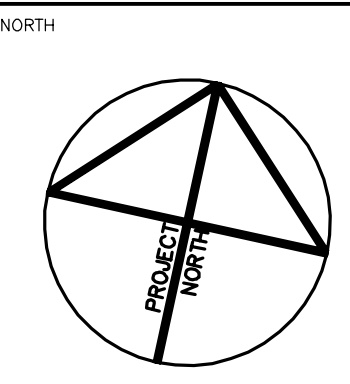
C SECTION DETAIL – DOMESTIC WATER DELIVERY SYSTEM
M202
SCALE 1:25

- DRAWING NOTES:**
- FLANGED SUPPORT STRUCTURE FOR THE SUPPORT OF F-01
 - NPS 2 PIPING TOWARDS THE SAMPLE COLLECTING STATION; TREATED WATER STATION.
 - NPS 2 PIPING TOWARDS THE SAMPLE COLLECTING STATION; RAW WATER STATION.



PERMIT TO PRACTICE
BOUTHILLETTE PARIZEAU INC.

Signature: *[Signature]*
Date: PRACTICE
PERMIT NUMBER: P717
NWT/NU Association of Professional Engineers and Geoscientists



NOTES: GENERAL CONTRACTOR TO VERIFY ALL DIMENSIONS WITH FINAL ARCHITECTURAL AND MECHANICAL DRAWINGS. NOTIFY THE ENGINEERS OF ANY ERRORS AND/OR OMISSIONS PRIOR TO CONSTRUCTION FOR DIRECTION. DO NOT SCALE THIS DRAWING.

| No. | DESCRIPTION | DATE | BY | APP'D |
|-------------------|--------------------------|------------|-----|-------|
| 3 | ISSUED FOR CONSTRUCTION | 2016/05/12 | BPA | P.S.O |
| 2 | ISSUED FOR ADDENDUM M-01 | 2016/01/25 | BPA | P.S.O |
| 1 | ISSUED FOR TENDER | 2015/12/07 | BPA | P.S.O |
| R E V I S I O N S | | | | |

Ottawa :
100-1960 Robertson Road, Suite 100, K2H 5B9
T.(613) 596.6454 F.(613) 596.3346
www.bpa.ca

Gatineau :
430 de l'hôpital bld, suite 210, J8V 1T7
T.(819) 778.2448 F.(819) 778.5031
Consulting Engineers



CLIENT
GOVERNMENT OF NUNAVUT
DEPARTMENT OF COMMUNITY AND GOVERNMENT SERVICES

PROJECT
CORAL HARBOUR, NUNAVUT
NEW PUMPING STATION

TITLE
MECHANICAL
PLUMBING SCHEMATIC
& ELEVATION DETAIL

| | | | |
|------------|---------------|-------------|----------|
| design by | P.C. | project no. | 8011-116 |
| drawn by | Y.G. | drawing no. | |
| checked by | P.C. | | |
| date | NOVEMBER 2015 | | |
| AS SHOWN | | | |

M202

GENERAL NOTES:

- 1 REFER TO FUEL SYSTEM SCHEMATIC ON DRAWING M-301, FOR ALL OIL ACCESSORIES.
- 2 REFER TO ELEVATION DETAIL ON DRAWING M-301, FOR THE MAIN FUEL TANK PIPING LAYOUT.
- 3 GATHER NEXT TO EACH OTHER ALL PIPING PENETRATING THE EXTERIOR WALL IN ORDER TO REDUCE THE WALL OPENING. REFER TO STRUCTURAL PLANS FOR DETAIL.

DRAWING NOTES:


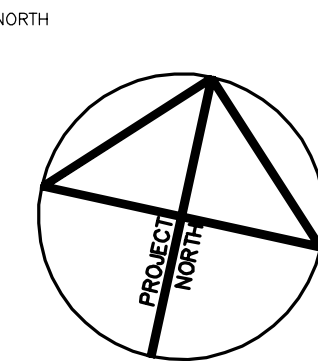
- 1 REFER TO STRUCTURAL PLANS FOR EXTERIOR PIPE SUPPORT STRUCTURE. ALL SUPPORT RINGS, HANGERS AND ACCESSORIES TO BE PROVIDED BY PRESENT SECTION.
- 2 INSTALL EXTERIOR LEVELOMETER WIRING INSIDE A NPS 2 BLACK STEEL PIPE.
- 3 CONCRETE SLAB TO BE PROVIDED BY PRESENT SECTION. REFER TO DETAIL ON DRAWING M101.
- 4 VACCUM BREAKER / VENT AS REQUIRED BY MANUFACTURER.
- 5 INSTALL EXTERIOR CONTROL WIRING INSIDE A NPS 2 BLACK STEEL PIPE. INSIDE TO BE EMT ALL THE WAY TO CONTROL ALARM PANEL.



PERMIT TO PRACTICE
BOUTHILLETTE PARIZEAU INC.

Signature:

Date: PRACTICE
PERMIT NUMBER: P717
NWT/NU Association of Professional
Engineers and Geoscientists



NOTES: GENERAL CONTRACTOR TO VERIFY ALL DIMENSIONS WITH FINAL ARCHITECTURAL AND MECHANICAL DRAWINGS. NOTIFY THE ENGINEERS OF ANY ERRORS AND/OR OMISSIONS PRIOR TO CONSTRUCTION FOR DIRECTION. DO NOT SCALE THIS DRAWING.

| No. | DESCRIPTION | DATE | BY | APP'D |
|-------------------|-------------------------|------------|-----|--------|
| 2 | ISSUED FOR CONSTRUCTION | 2016/05/12 | BPA | P.S.O. |
| 1 | ISSUED FOR TENDER | 2015/12/07 | BPA | P.S.O. |
| R E V I S I O N S | | | | |

Ottawa :
100-1960 Robertson Road, Suite 100, K2H 5B9
T.(613) 596.6454 F.(613) 596.3346
www.bpa.ca
Gatineau :
430 de l'hôpital bld, suite 210, J8V 1T7
T.(819) 778.2448 F.(819) 778.5031
Consulting Engineers



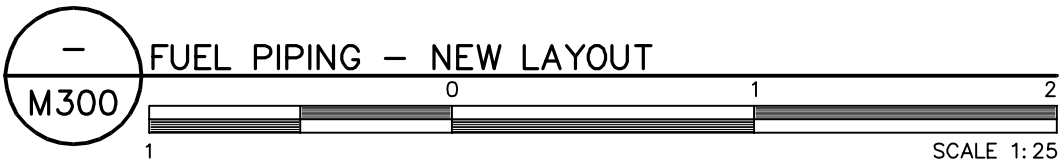
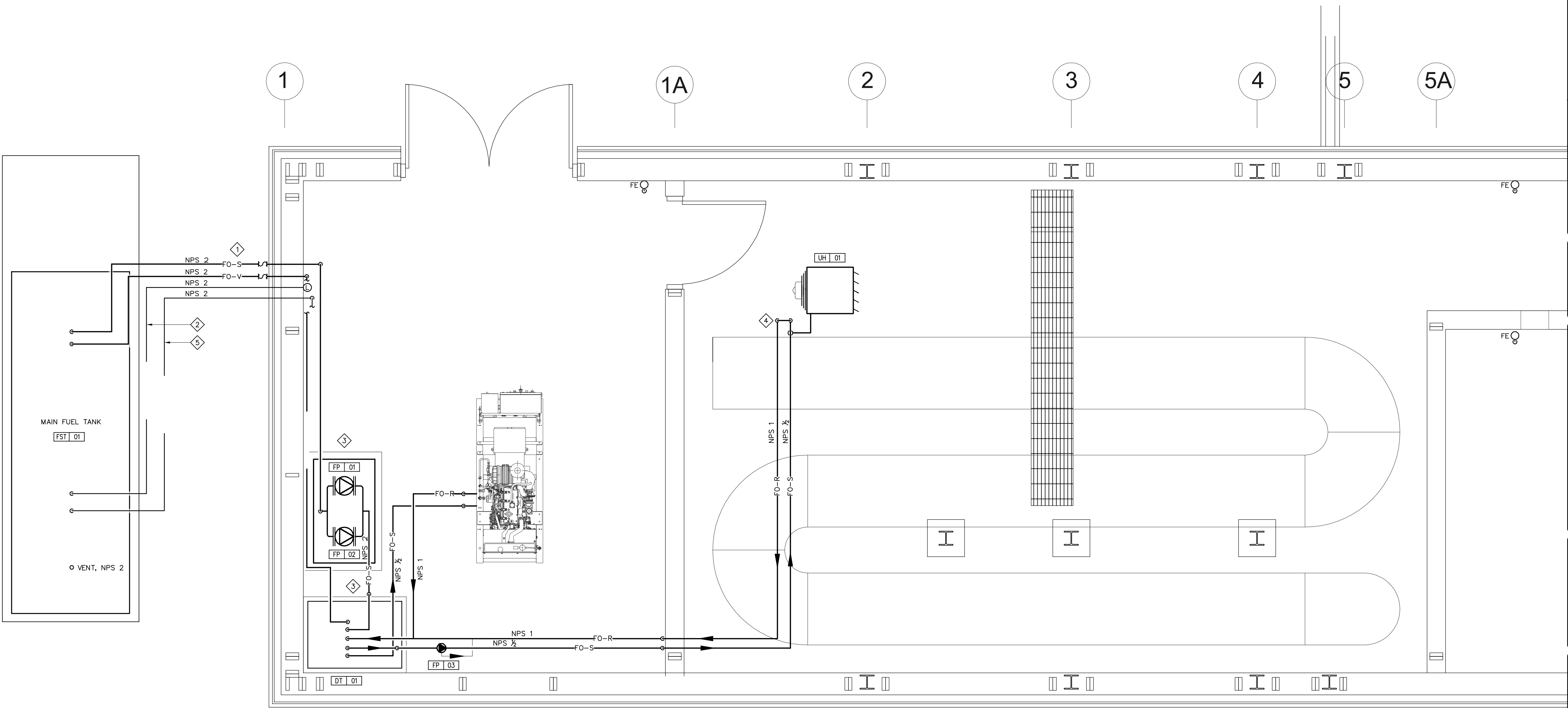
CLIENT
GOVERNMENT OF NUNAVUT
DEPARTMENT OF COMMUNITY
AND GOVERNMENT SERVICES

PROJECT
CORAL HARBOUR, NUNAVUT
NEW PUMPING STATION

TITLE
MECHANICAL
FUEL SYSTEM LAYOUT

| | | | |
|------------|---------------|-------------|----------|
| design by | P.C. | project no. | 8011-116 |
| drawn by | Y.G. | drawing no. | |
| checked by | P.C. | | |
| date | NOVEMBER 2015 | | |
| | 1:25 | | |

M300



FUEL SYSTEM SCHEMATICS
PIPING AND CONTROLS SCHEMATICS

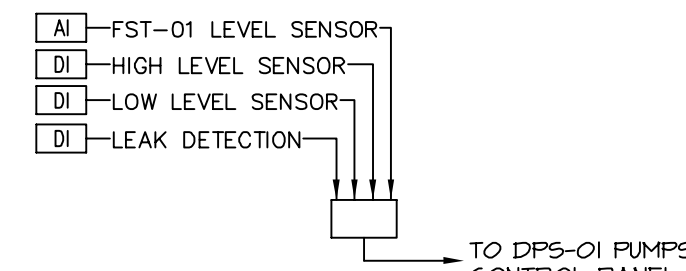
NOTES:

- 1 DOUBLE WALL MAIN FUEL STORAGE TANK
- 2 FST-01 FILL/VENT CONNECTION C/W LOCKING CAP (NPS-2)
- 3 FST-01 INSPECTION PORT
- 4 FUEL SUPPLY LINE TO GENERATOR'S DAY TANK (ALL NPS-2)
- 5 FUEL TANK VENT C/W VENT WHISTLE (NPS-2)
- 6 FUEL VENT LINE FROM GENERATOR'S DAY TANK (ALL NPS-2)
- 7 DAY TANK
- 8 STAINLESS STEEL FLEXIBLE CONNECTION, CONNECT TO FUEL SUPPLY AND RETURN CONNECTIONS ON ENGINE.
- 9 REFER TO MANUFACTURER INSTRUCTIONS FOR THE SUPPLY OF OIL TO THE UNIT HEATER.

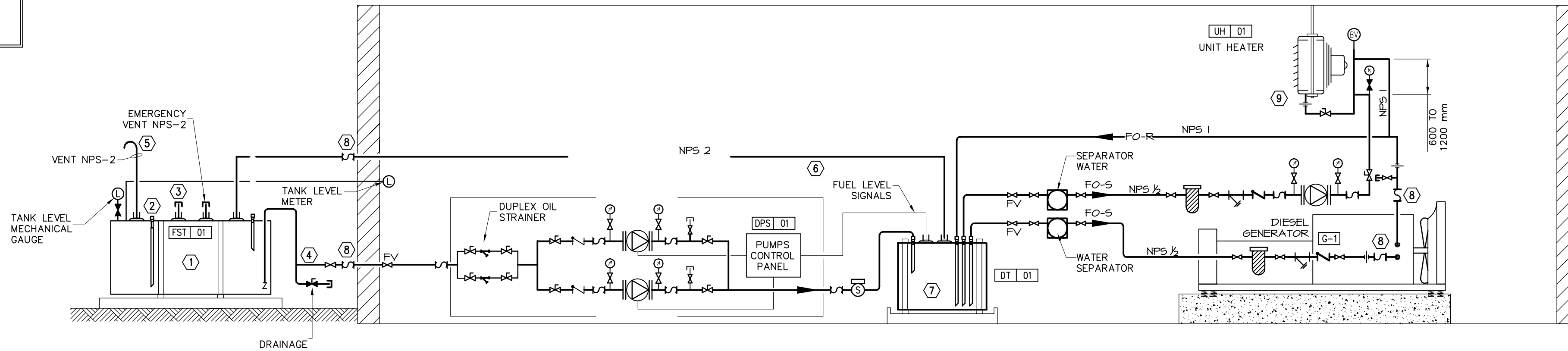
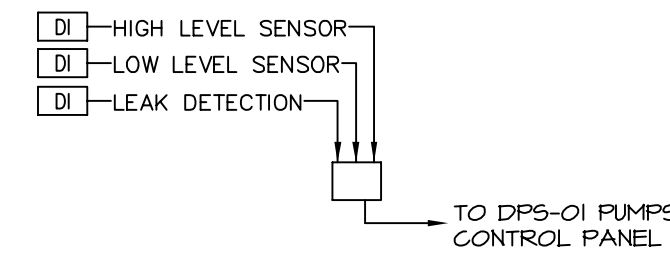
GENERAL NOTE:

THE SCHEMATIC DRAWING SHOWS DETAILS OF THE CONTROLS LAYOUT, EQUIPMENT CONNECTIONS AND PIPING COMPONENTS OF THE SYSTEM. REFER TO DRAWING M300 FOR DETAILS ON THE PIPING LAYOUT AND LOCATION OF EQUIPMENT.

FST-01 CONTROLS



DAY TANK CONTROLS



1

DRAWING NOTES:


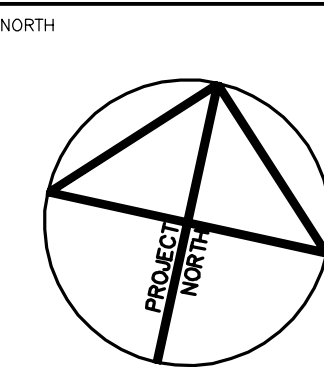
- 1 REFER TO DRAWING M-300 FOR PIPING LAYOUT. ALL PIPING INSTALLED AT SAME HEIGHT. PROVIDE NECESSARY STEEL CLAMPS TO SECURE PIPING TO THE SUPPORT STRUCTURE PROVIDED BY STRUCTURAL.
- 2 CONCRETE SLAB PROVIDED BY STRUCTURE.
- 3 REFER TO STRUCTURAL PLANS FOR THE PIPE SUPPORT STRUCTURE.



PERMIT TO PRACTICE
BOUTHILLETTE PARIZEAU INC.

Signature: *[Signature]*

Date: PRACTICE
PERMIT NUMBER: P717
NWT/NU Association of Professional
Engineers and Geoscientists



NOTES: GENERAL CONTRACTOR TO VERIFY ALL DIMENSIONS WITH FINAL ARCHITECTURAL AND MECHANICAL DRAWINGS. NOTIFY THE ENGINEERS OF ANY ERRORS AND/OR OMISSIONS PRIOR TO CONSTRUCTION FOR DIRECTION. DO NOT SCALE THIS DRAWING.

| No. | DESCRIPTION | DATE | BY | APP'D |
|-------------------|-------------------------|------------|-----|--------|
| 2 | ISSUED FOR CONSTRUCTION | 2016/05/12 | BPA | P.S.O. |
| 1 | ISSUED FOR TENDER | 2015/12/07 | BPA | P.S.O. |
| R E V I S I O N S | | | | |

Ottawa :
100-1960 Robertson Road, Suite 100, K2H 5B9
T.(613) 596.6454 F.(613) 596.3346
www.bpa.ca

Gatineau :
430 de l'hôpital bld, suite 210, J8V 1T7
T.(819) 778.2448 F.(819) 778.5031

Consulting Engineers



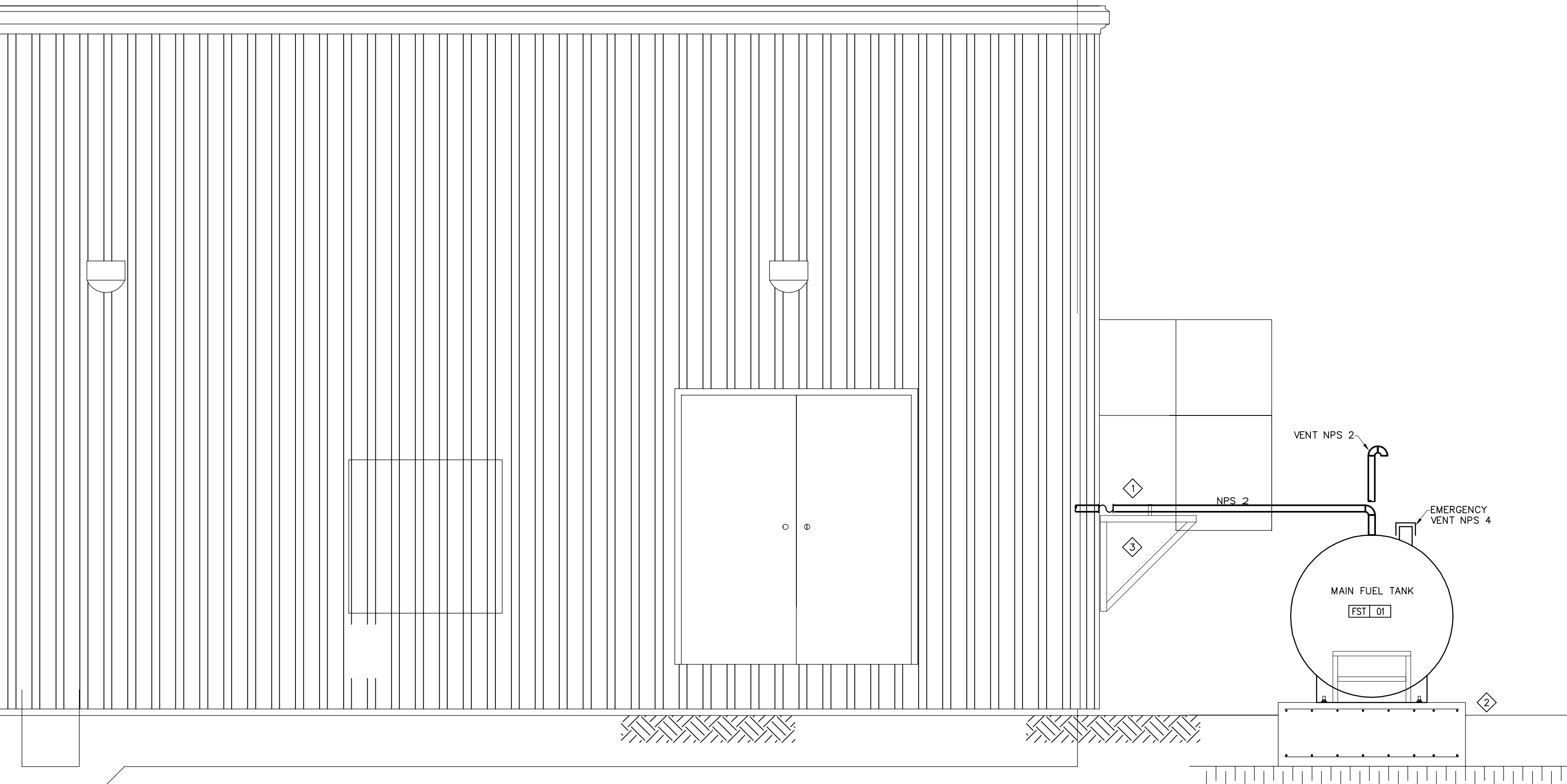
CLIENT
GOVERNMENT OF NUNAVUT
DEPARTMENT OF COMMUNITY
AND GOVERNMENT SERVICES

PROJECT
CORAL HARBOUR, NUNAVUT
NEW PUMPING STATION

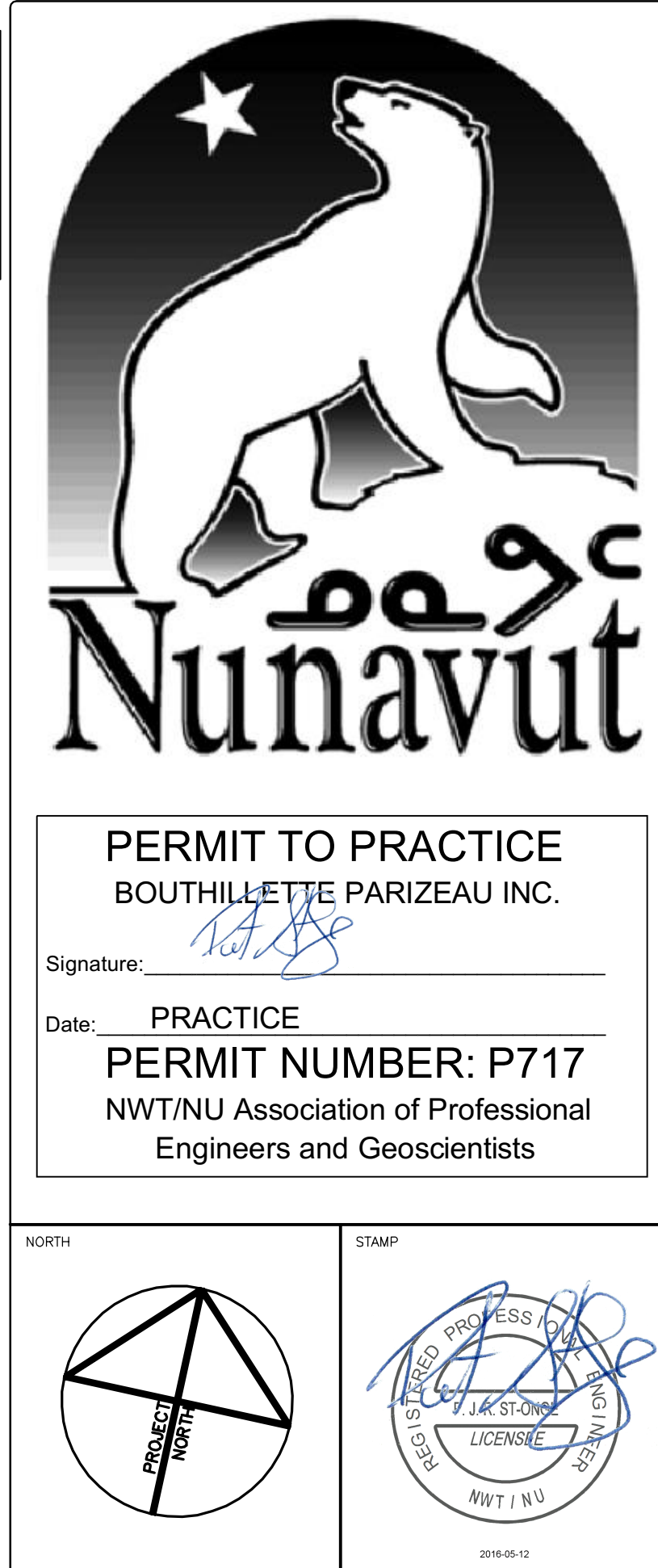
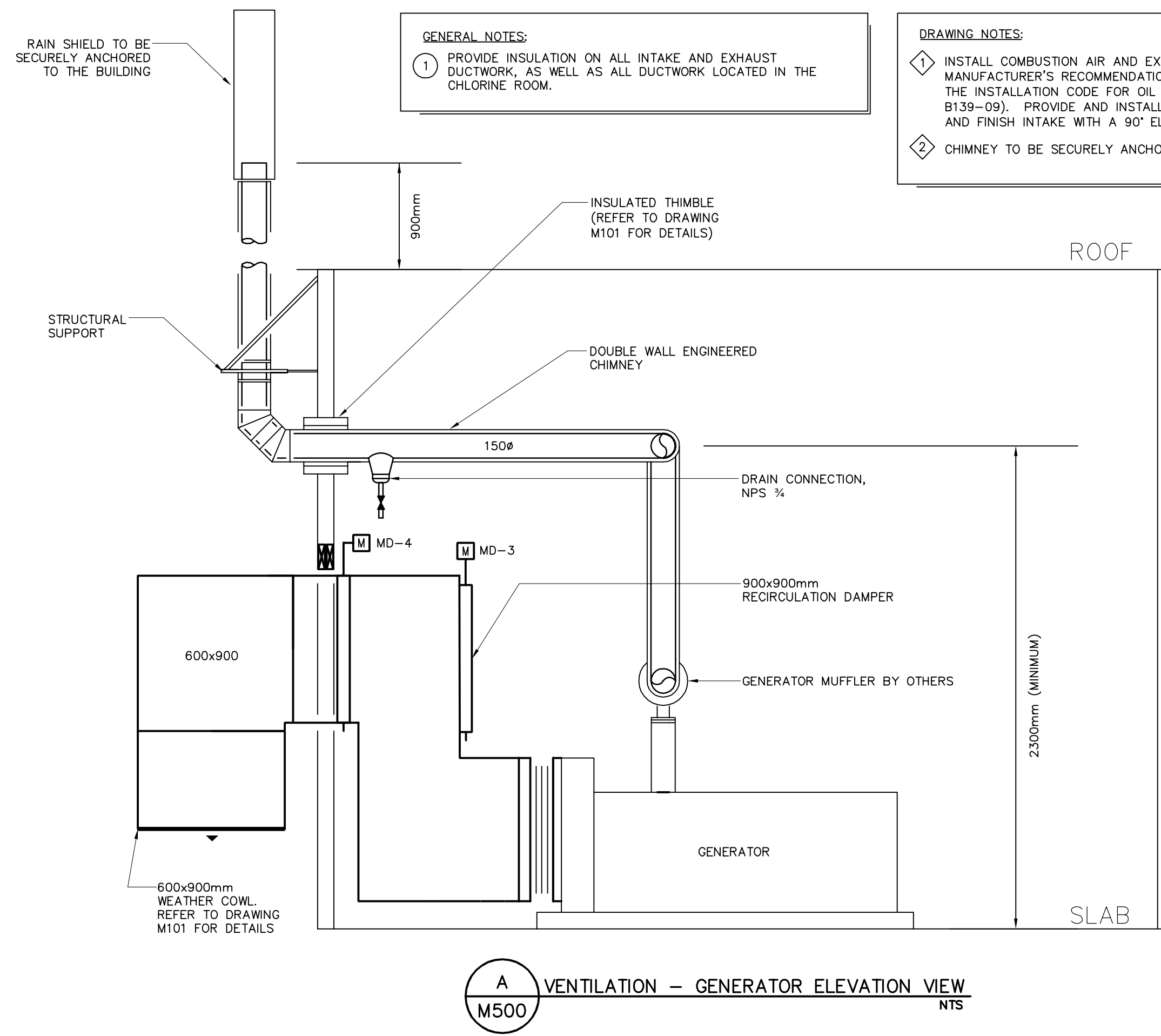
TITLE
MECHANICAL
FUEL SYSTEM SCHEMATIC
& SOUTH ELEVATION

| | | | |
|------------|---------------|-------------|----------|
| design by | P.C. | project no. | 8011-116 |
| drawn by | Y.G. | drawing no. | |
| checked by | P.C. | | |
| date | NOVEMBER 2015 | | |
| | AS SHOWN | | |

M301




1 SOUTH ELEVATION - MAIN FUEL TANK
M301
SCALE 1:25



NOTES: GENERAL CONTRACTOR TO VERIFY ALL DIMENSIONS WITH FINAL ARCHITECTURAL AND MECHANICAL DRAWINGS. NOTIFY THE ENGINEERS OF ANY ERRORS AND /OR OMISSIONS PRIOR TO CONSTRUCTION FOR DIRECTION. DO NOT SCALE THIS DRAWING.

| | | | | |
|-------------------|-------------------------|------------|-----|-------|
| | | | | |
| | | | | |
| | | | | |
| | | | | |
| | | | | |
| | | | | |
| | | | | |
| | | | | |
| 2 | ISSUED FOR CONSTRUCTION | 2016/05/12 | BPA | P.S. |
| 1 | ISSUED FOR TENDER | 2015/12/07 | BPA | P.S. |
| No. | DESCRIPTION | DATE | BY | APP'D |
| R E V I S I O N S | | | | |

 Ottawa :
100-1960 Robertson Road, Suite 100, K2H 5B9
T.(613) 596.6454 F.(613) 596.3346
www.bpa.ca

Gatineau :
430 de l'hôpital bld, suite 210, J8V 1T7
T.(819) 778.2448 F.(819) 778.5031

Consulting Engineers



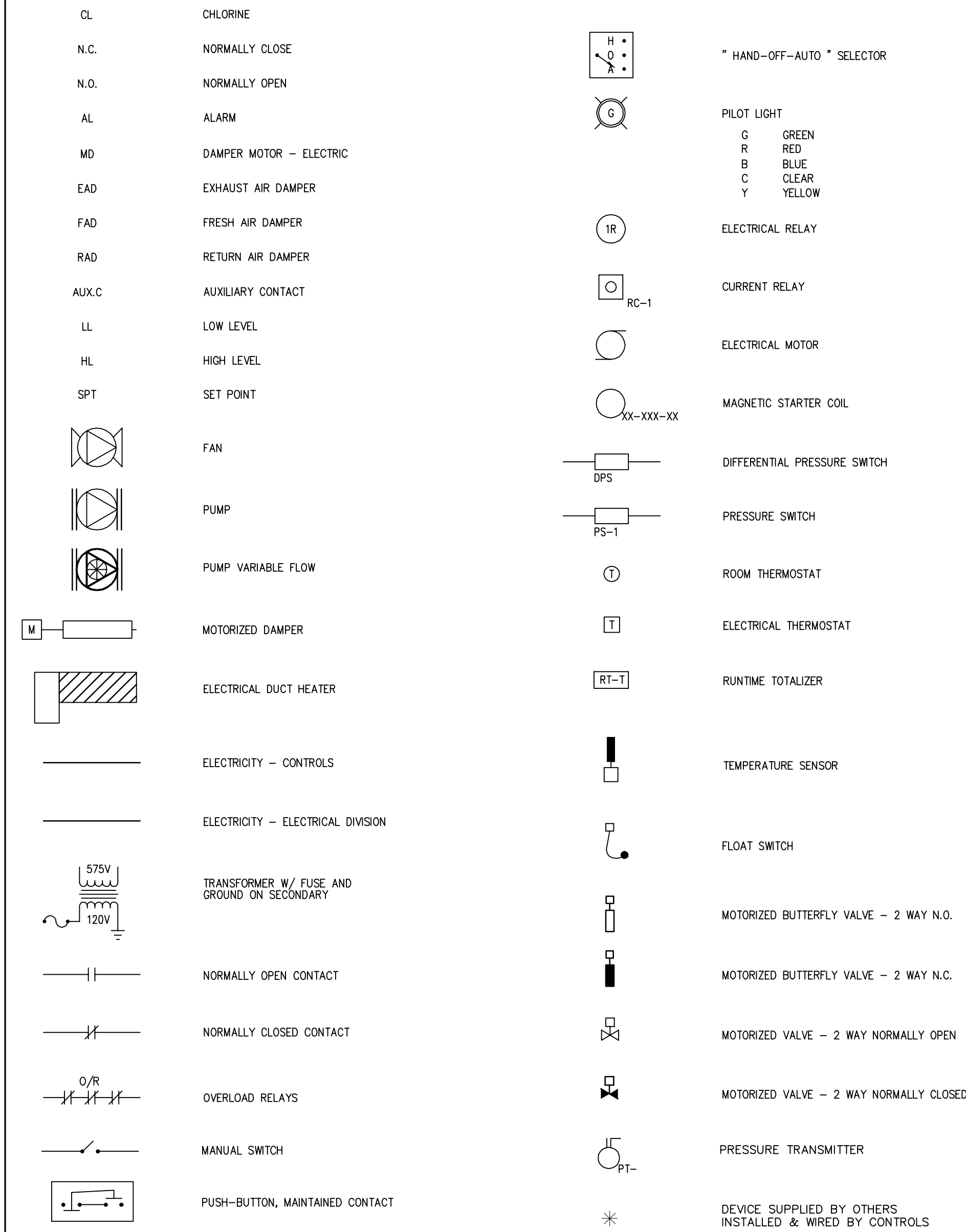
CLIENT
GOVERNMENT OF NUNAVUT
DEPARTMENT OF COMMUNITY
AND GOVERNMENT SERVICES

PROJECT

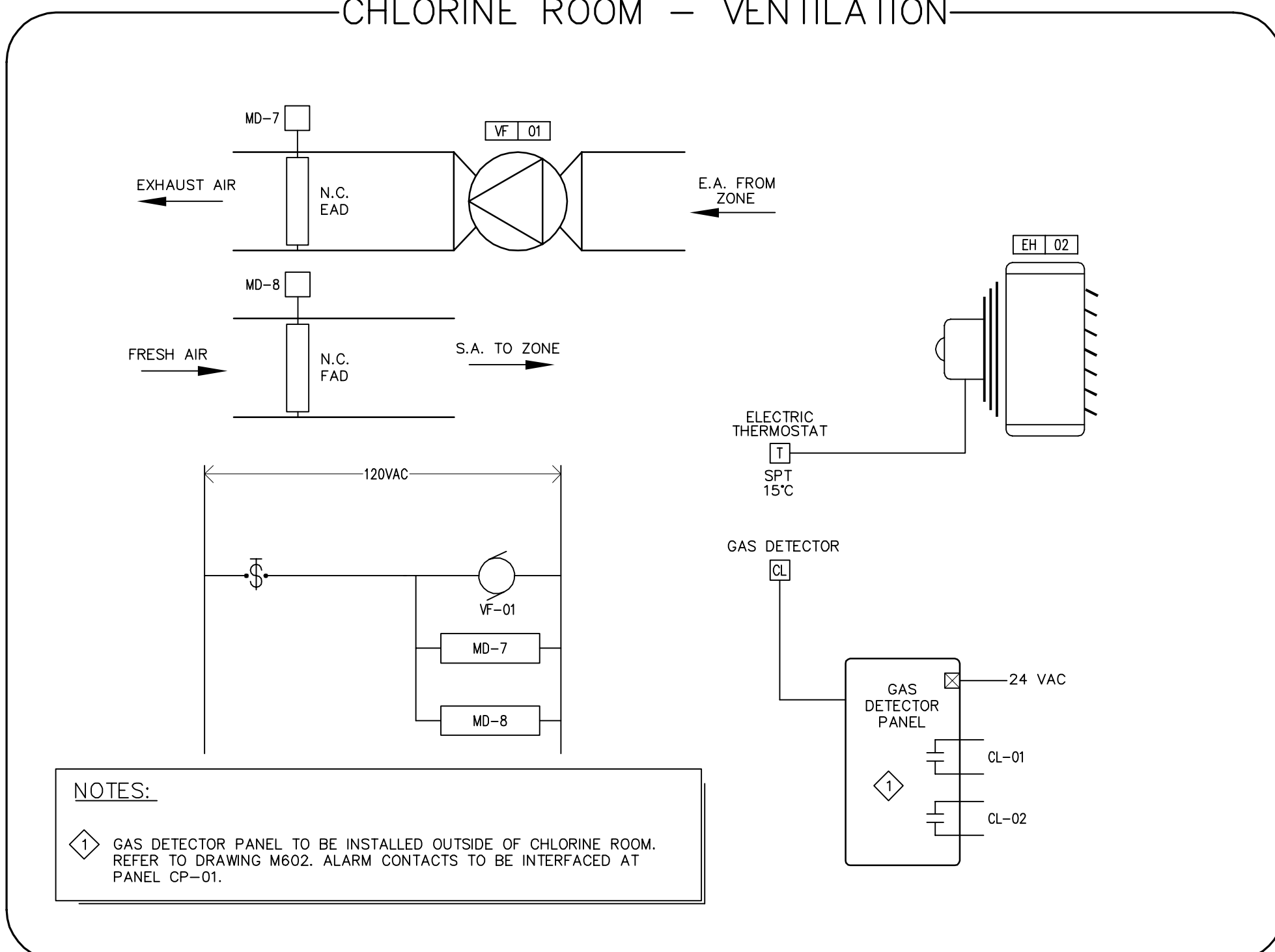
CORAL HARBOUR, NUNAVUT
NEW PUMPING STATION

| | | | |
|------------|---------------|----------------------------------|----------|
| TITLE | | MECHANICAL VENTILATION LAYOUT | |
| design by | P.C. | project no. | 8011-116 |
| drawn by | Y.G. | drawing no. | M500 |
| checked by | P.C. | | |
| date | NOVEMBER 2015 | | |
| AS SHOWN | | | |

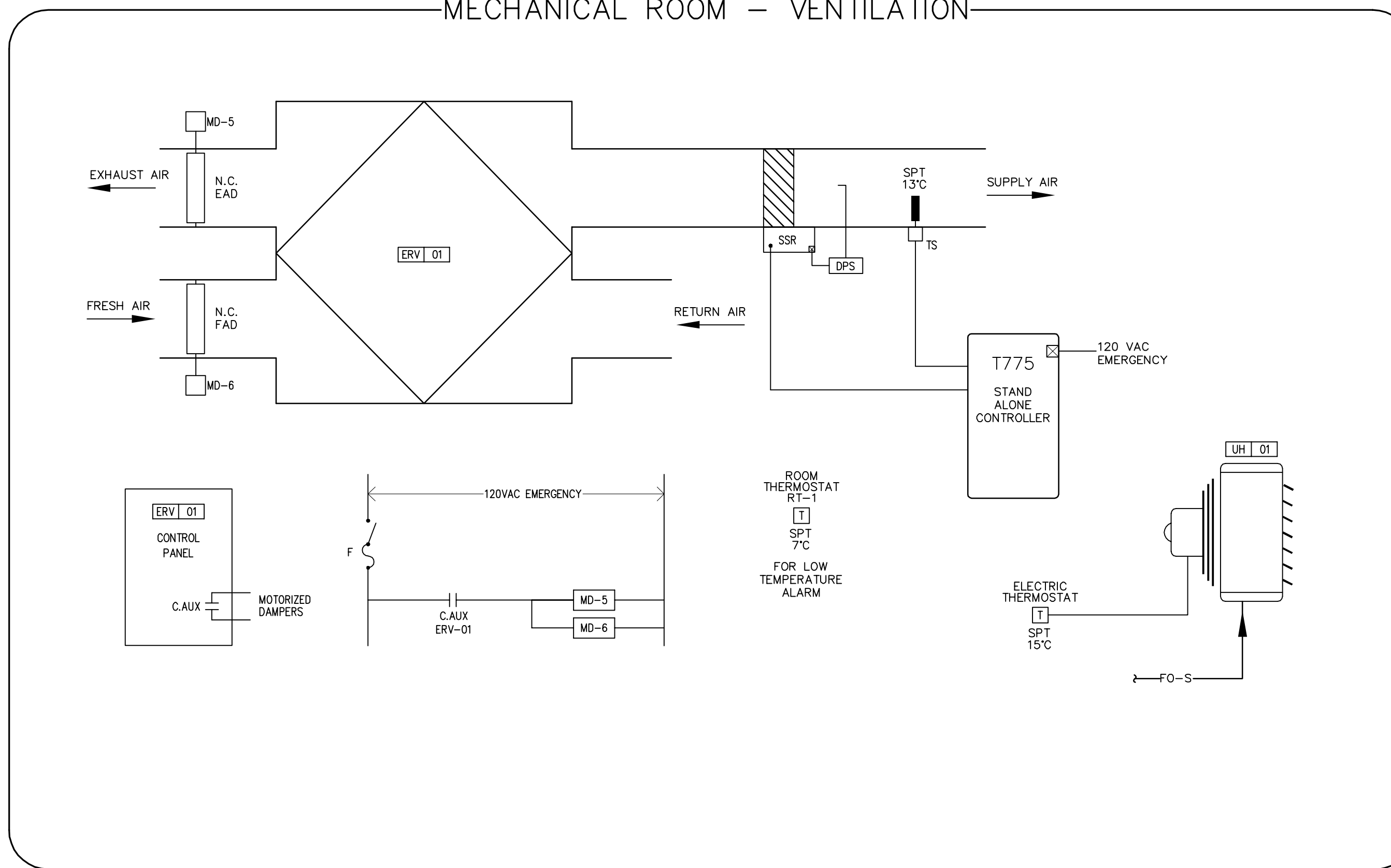
CONTROLS



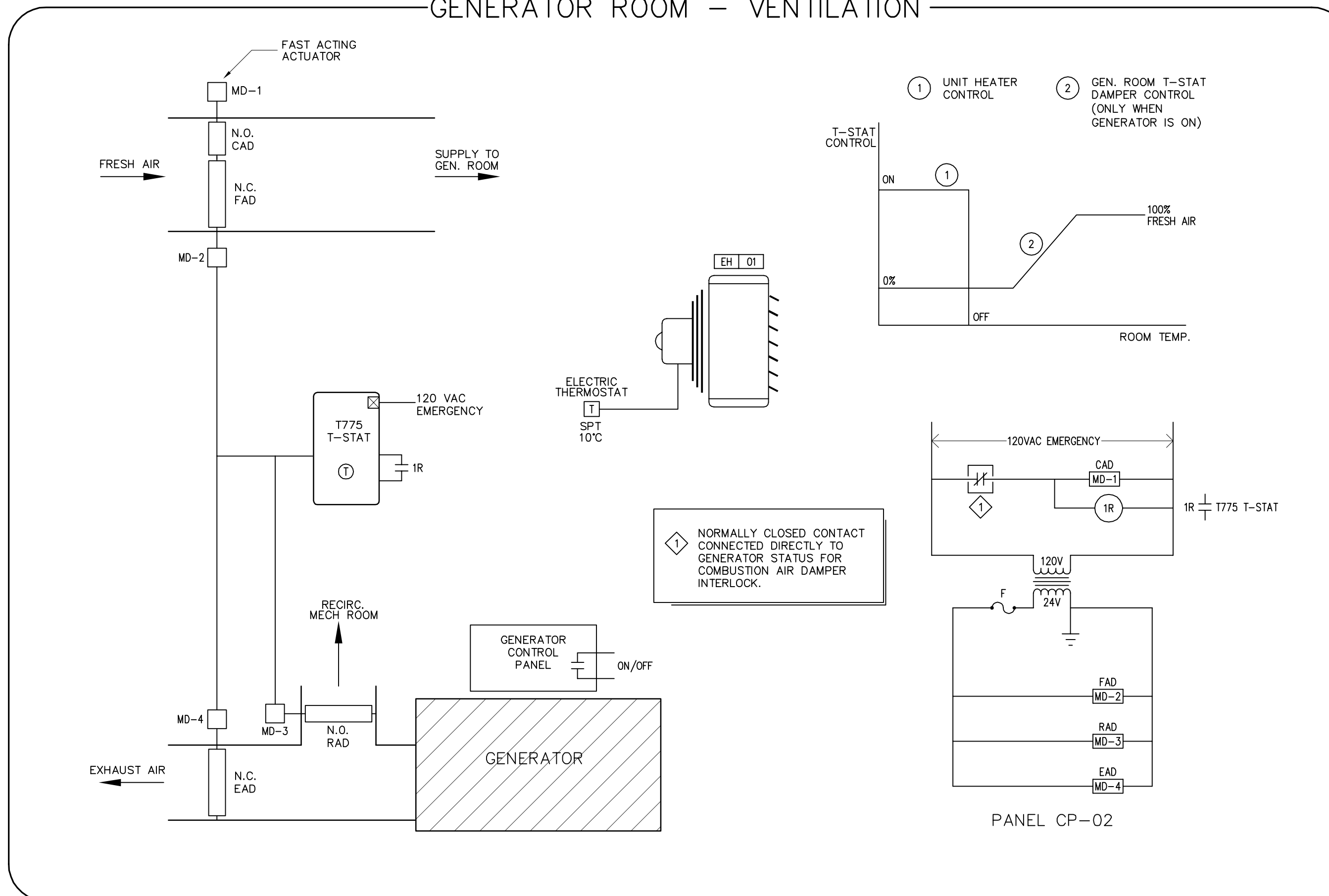
CHLORINE ROOM - VENTILATION



MECHANICAL ROOM - VENTILATION




GENERATOR ROOM - VENTILATION



PERMIT TO PRACTICE
BOUTHILLETTE PARIZEAU INC.

Signature:
Date: PRACTICE
PERMIT NUMBER: P717
NWT/NU Association of Professional
Engineers and Geoscientists



NOTES: GENERAL CONTRACTOR TO VERIFY ALL DIMENSIONS
WITH FINAL ARCHITECTURAL AND MECHANICAL DRAWINGS.
NOTIFY THE ENGINEERS OF ANY ERRORS AND/OR
OMISSIONS PRIOR TO CONSTRUCTION FOR DIRECTION.
DO NOT SCALE THIS DRAWING.

| No. | DESCRIPTION | DATE | BY | APP'D |
|-------------------|--------------------------|------------|-----|-------|
| 3 | ISSUED FOR CONSTRUCTION | 2016/05/12 | BPA | P.S.O |
| 2 | ISSUED FOR ADDENDUM M-01 | 2016/01/25 | BPA | P.S.O |
| 1 | ISSUED FOR TENDER | 2015/12/07 | BPA | P.S.O |
| R E V I S I O N S | | | | |

Ottawa :
100-1960 Robertson Road, Suite 100, K2H 5B9
T.(613) 596.6454 F.(613) 596.3346
www.bpa.ca
Gatineau :
430 de l'hôpital bld, suite 210, J8V 1T7
T.(819) 778.2448 F.(819) 778.5031
Consulting Engineers

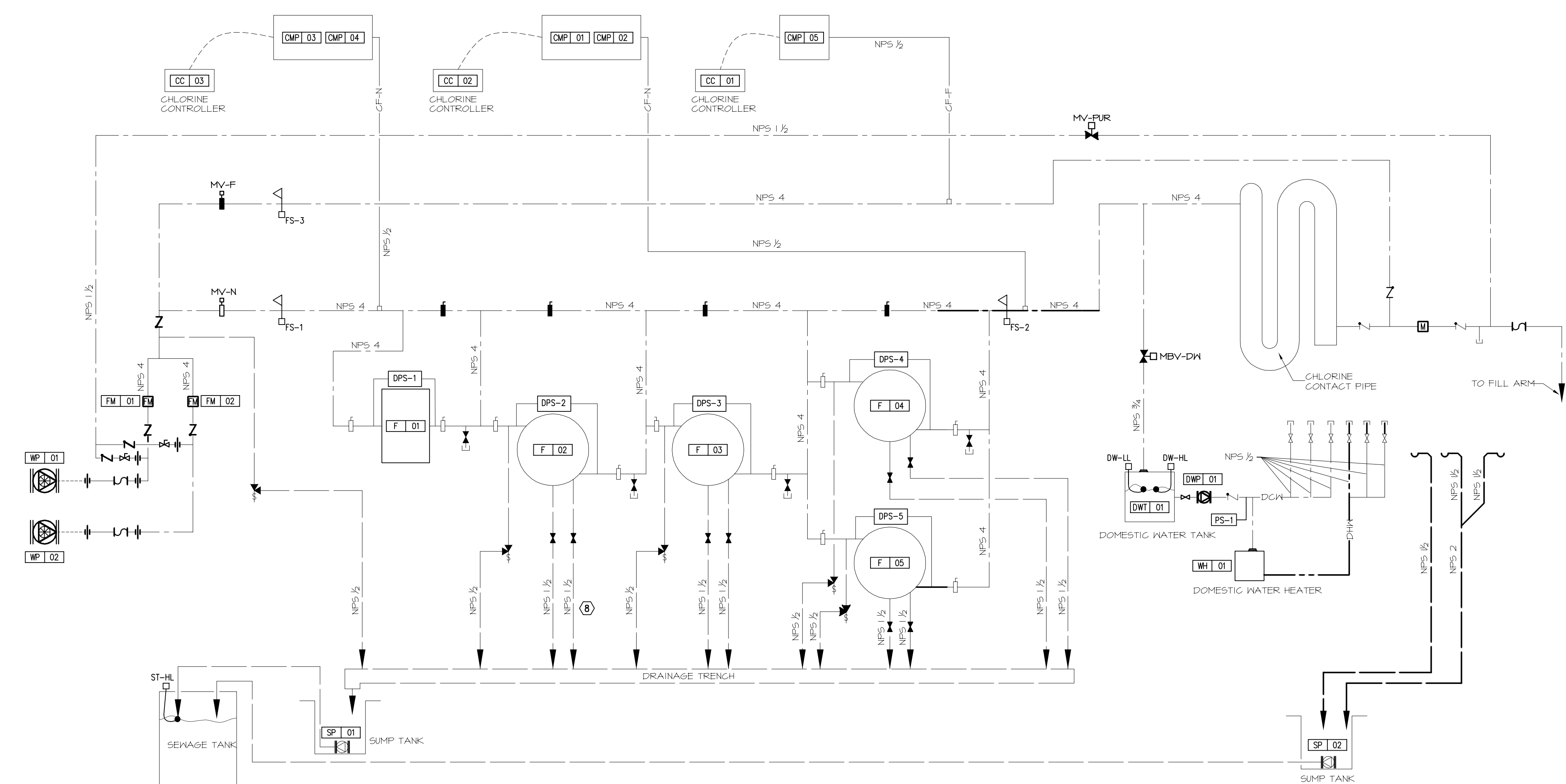

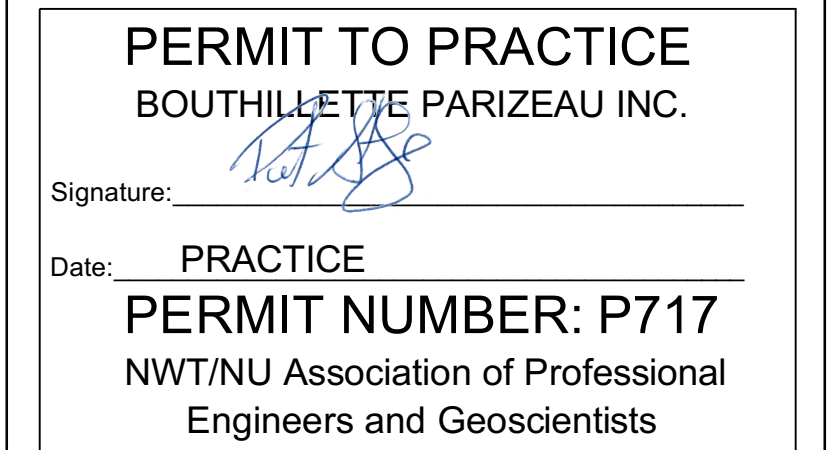


CLIENT
GOVERNMENT OF NUNAVUT
DEPARTMENT OF COMMUNITY
AND GOVERNMENT SERVICES

PROJECT
CORAL HARBOUR, NUNAVUT
NEW PUMPING STATION


TITLE
MECHANICAL
CONTROLS SCHEMATICS

| | | | |
|------------|---------------|-------------|----------|
| design by | L.P. | project no. | 8011-116 |
| drawn by | L.P. | drawing no. | M600 |
| checked by | P.S.O. | | |
| date | NOVEMBER 2015 | | |
| | N.T.S. | | |

[illegible]

NOTES: GENERAL CONTRACTOR TO VERIFY ALL DIMENSIONS
WITH FINAL ARCHITECTURAL AND MECHANICAL DRAWINGS.
NOTIFY THE ENGINEERS OF ANY ERRORS AND /OR
OMISSIONS PRIOR TO CONSTRUCTION FOR DIRECTION.
DO NOT SCALE THIS DRAWING.

| | | | | | |
|-------------------|--------------------------|------------|-----|-------|--|
| | | | | | |
| | | | | | |
| | | | | | |
| | | | | | |
| | | | | | |
| | | | | | |
| | | | | | |
| 3 | ISSUED FOR CONSTRUCTION | 2016/05/12 | BPA | P.S.O | |
| 2 | ISSUED FOR ADDENDUM M-01 | 2016/01/25 | BPA | P.S.O | |
| 1 | ISSUED FOR TENDER | 2015/12/07 | BPA | P.S.O | |
| No. | DESCRIPTION | DATE | BY | APP'D | |
| R E V I S I O N S | | | | | |

 **bpa**

Ottawa :
100-1960 Robertson Street, Suite 100, K2H 5B9
T.(613) 596.6454 F.(613) 596.3346
www.bpa.ca

Gatineau :
430 de l'hôpital bld, suite 210, J8V 1T7
T.(819) 778.2448 F.(819) 778.5031

Consulting Engineers



CLIENT

GOVERNMENT OF NUNAVUT
DEPARTMENT OF COMMUNITY
AND GOVERNMENT SERVICES

PROJECT

CORAL HARBOUR, NUNAVUT
NEW PUMPING STATION

| | |
|-------|-----------------------------------|
| TITLE | MECHANICAL CONTROLS SCHEMATICS |
|-------|-----------------------------------|


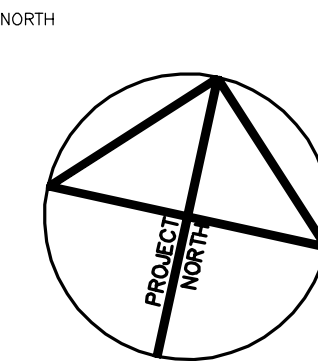
| | | | |
|------------|---------------|-------------|----------|
| design by | L.P. | project no. | 8011-116 |
| drawn by | L.P. | drawing no. | M601 |
| checked by | P.S.O. | | |
| date | NOVEMBER 2015 | | |
| | N.T.S. | | |



PERMIT TO PRACTICE
BOUTHILLETTE PARIZEAU INC.

Signature:

Date: **PRACTICE**
PERMIT NUMBER: P717
NWT/NU Association of Professional
Engineers and Geoscientists



NOTES: GENERAL CONTRACTOR TO VERIFY ALL DIMENSIONS
WITH FINAL ARCHITECTURAL AND MECHANICAL DRAWINGS.
NOTIFY THE ENGINEERS OF ANY ERRORS AND/OR
OMISSIONS PRIOR TO CONSTRUCTION FOR DIRECTION.
DO NOT SCALE THIS DRAWING.

| No. | DESCRIPTION | DATE | BY | APP'D |
|-------------------|--------------------------|------------|-----|-------|
| 3 | ISSUED FOR CONSTRUCTION | 2016/05/12 | BPA | P.S.O |
| 2 | ISSUED FOR ADDENDUM M-01 | 2016/01/25 | BPA | P.S.O |
| 1 | ISSUED FOR TENDER | 2015/12/07 | BPA | P.S.O |
| R E V I S I O N S | | | | |

Ottawa :
100-1960 Robertson Road, Suite 100, K2H 5B9
T.(613) 596.6454 F.(613) 596.3346
www.bpa.ca

Gatineau :
430 de l'hôpital bld, suite 210, J8V 1T7
T.(819) 778.2448 F.(819) 778.5031
Consulting Engineers

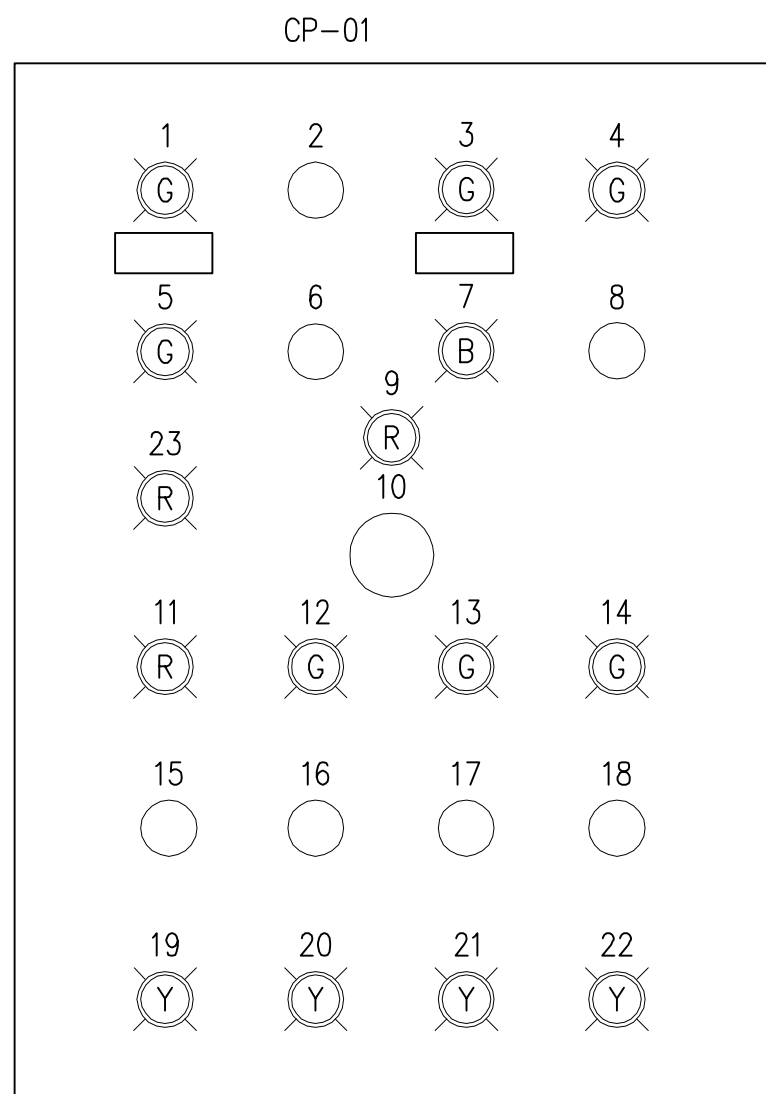


CLIENT
GOVERNMENT OF NUNAVUT
DEPARTMENT OF COMMUNITY
AND GOVERNMENT SERVICES

PROJECT
CORAL HARBOUR, NUNAVUT
NEW PUMPING STATION

TITLE
MECHANICAL
CONTROLS SCHEMATICS

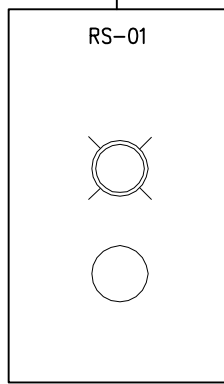
| | | | |
|------------|---------------|-------------|----------|
| design by | L.P. | project no. | 8011-116 |
| drawn by | L.P. | drawing no. | M602 |
| checked by | P.S.O. | | |
| date | NOVEMBER 2015 | | |
| | N.T.S. | | |



MAIN CONTROL PANEL CP-01 TO BE INSTALLED INSIDE PUMP HOUSE.
REFER TO RELAY LOGIC AND SPECS FOR PANEL DETAILS.

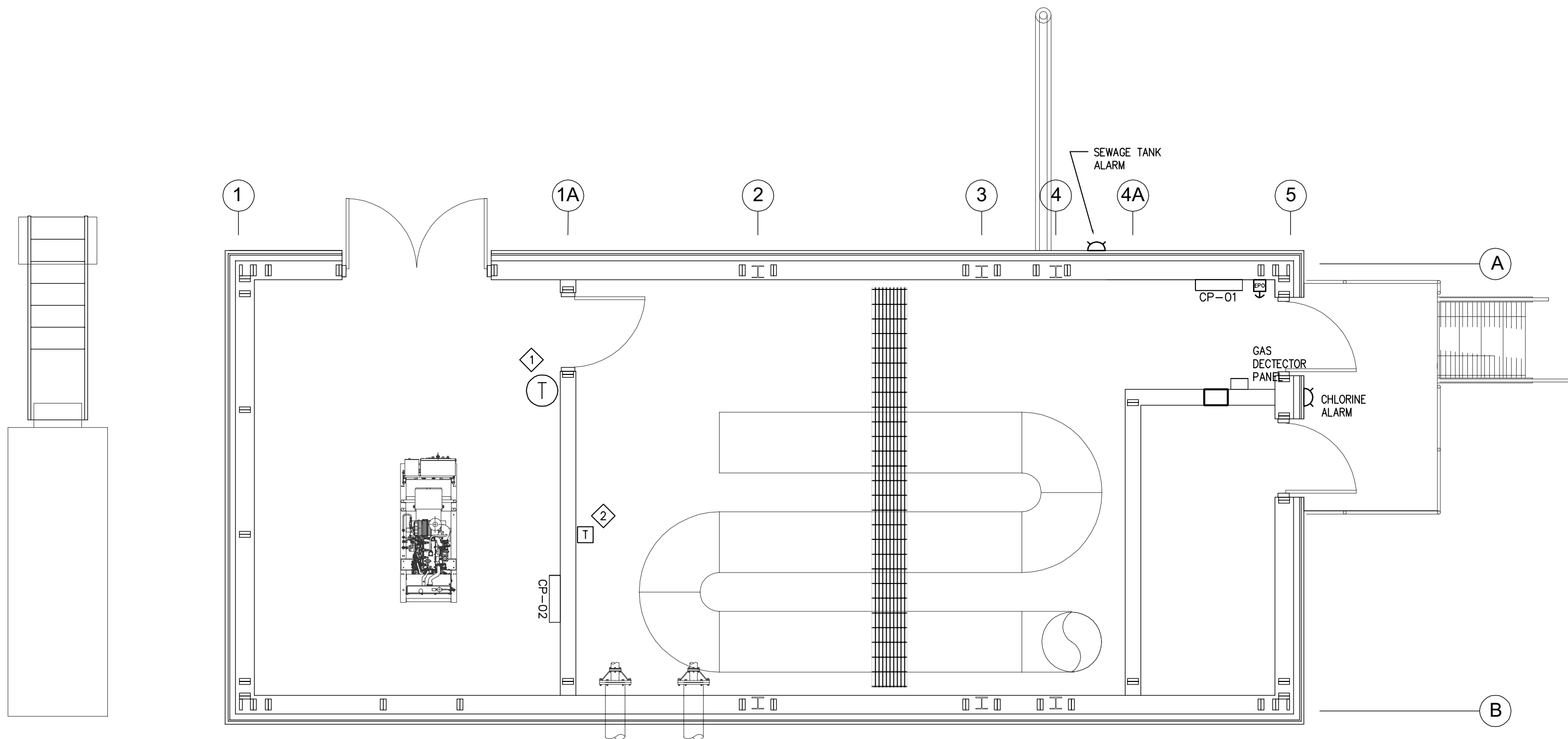
CP-01 NOTES:

1. P1 STATUS
2. LEAD PUMP P1/P2 SELECTOR
3. P2 STATUS
4. FLOW STATUS
5. NORMAL MODE
6. NORMAL MODE/FIRE SELECTOR
7. FIRE MODE
8. MANUAL PURGE P.B.
9. EMERGENCY SHUTDOWN STATUS
10. EMERGENCY SHUTDOWN P.B.
11. PUMPING FAILURE ALARM
12. CC-01 STATUS
13. CC-02 STATUS
14. CC-03 STATUS
15. PUMPING FAILURE RESET P.B.
16. CC-01 H/O/A SELECTOR
17. CC-02 H/O/A SELECTOR
18. CC-03 H/O/A SELECTOR
19. FILTER 2 ALARM
20. FILTER 3 ALARM
21. FILTER 4 ALARM
22. FILTER 5 ALARM
23. CHLORINE MIXING TANK LOW LEVEL ALARM



REMOTE OPERATOR STATION RS-01 TO BE INSTALLED ON THE FILL
ARM OUTSIDE. REFER TO RELAY LOGIC AND SPECS FOR STATION
DETAILS.

1 CP-01 PANEL LAYOUT



NOTES:

- 1 T-775 THERMOSTAT/CONTROLLER
- 2 THERMOSTAT FOR ROOM LOW TEMPERATURE ALARM.

2 SYSTEM LAYOUT
SCALE 1:50

