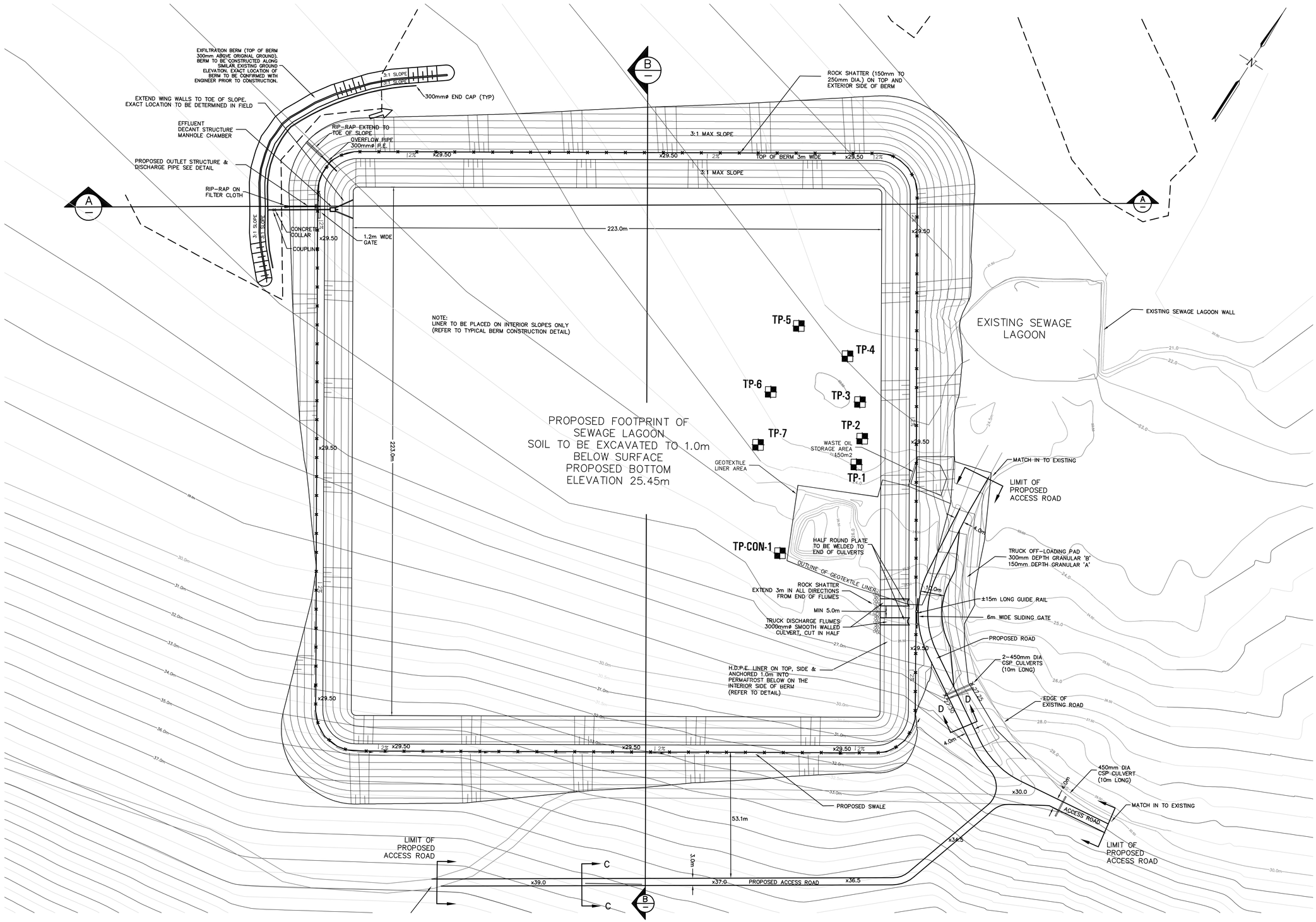

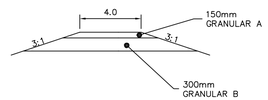

SECTION D-D
NTS

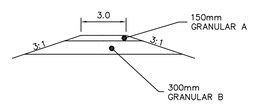

SECTION C-C
NTS

1. This drawing is the exclusive property of Nuna Burnside Engineering and Environmental Ltd. and the reproduction of any part without prior written consent of this office is strictly prohibited.

2. The contractor shall verify all dimensions, levels, and datums on site and report any discrepancies or omissions to this office prior to construction.

3. This drawing is to be read and understood in conjunction with all other plans and documents applicable to this project.

No.	Issue / Revision	Date
1	Client Review and Approval	April 10, 2006
2	Client Review and Approval	June 26, 2006
3	Issued for tender	July 17, 2006

NOTES:

1. ALL AREAS DISTURBED BY CONTRACTOR DURING CONSTRUCTION ACTIVITIES SHALL BE REINSTATED TO ORIGINAL CONDITION OR BETTER, BY THE CONTRACTOR.

2. TOPOGRAPHIC CONTOURS SHOWN ARE APPROXIMATE AND ARE DERIVED FROM REGIONAL TOPOGRAPHIC MAPS.

Nuna Burnside
Nuna Burnside Engineering and Environmental Ltd.
Box 175, 25 Third Avenue, Rankin Inlet, NU.
telephone (867) 645-2762 **fax** (867) 645-2765
15 Townline, Orangeville, Ontario
telephone (519) 941-0342 **fax** (519) 941-8120
email info@nunaburnside.com
web www.nunaburnside.com

Nunavut

Client
GOVERNMENT OF NUNAVUT
PROJECT MANAGEMENT DIVISION
DEPARTMENT OF COMMUNITY AND GOVERNMENT SERVICES (CGS)
KITIMEOT REGION
P.O. BAG 200
CAMBRIDGE BAY, NUNAVUT
X0B 0C0

Drawing Title
THE HAMLET OF KUGLUKTUK
PROPOSED SEWAGE LAGOON PLAN

Drawn By	Checked By	Drawing
R.A.	M.O'Hara/ X. Fernandes	2
GN Project No. 04-4406	Scale 1:750	Nuna Burnside Project No. N-O 09755.0

K:\DWG\FEO JOB\FEO 09754\Kugluktuk FE009754.0\engineer\FE009754 SL- PLAN.dwg
Sep 15, 2006 - 11:51am

Xref: m:\jobs\2005\FE jobs\09754\Sewage Lagoon Design\FE009754 SEWAGE LAGOON DESIGN BASE

PDF created with pdfFactory Pro trial version www.pdffactory.com