

ANNUAL REPORT FOR THE HAMLET OF Repulse Bay

YEAR BEING REPORTED: 2004

The following information is compiled pursuant to the requirements of Part B, Item 1 of Water Licence NWB3REP0409 issued to the Hamlet of Repulse Bay.

- i)- iii) tabular summaries of all data generated under the "Monitoring Program"; monthly and annual quantities in cubic metres of freshwater obtained from all sources; monthly and annual quantities in cubic metres of each and all wastes discharged;

Attached are results for Monitoring station REP-1, REP-2, REP-3 and REP-4, as well as detailed chemical, physical and biological analysis required at REP-2 and REP-4 (for the months of May to August, inclusive)

Month Reported	Quantity of Water Obtained from all sources	Quantity of Sewage Waste Discharged
January	1,997,548.30	1,997,548.30
February	1,940,676.60	1,940,676.60
March	2,156,722.80	2,156,722.80
April	368,527.40	368,527.40
May	2,022,027.40	2,022,027.40
June	1,827,474.20	1,827,474.20
July	2,059,706.90	2,059,706.90
August	2,082,585.00	2,082,585.00
September	2,220,654.00	2,220,654.00
October	2,220,924.70	2,220,924.70
November	2,105,761.10	2,105,761.10
December	2,223,562.00	2,223,562.00
ANNUAL TOTAL	23,226,170.40	23,226,170.40

23 226.17 CUM³

Nunavut Water Board

JUL 19 2005

Public Registry

INTERNAL	
PC	clp
MA	
FO	
LA	
BS	
ST	
TA1	
TA2	
RC	
ED	
CH	
BRD	
EXT	

**ANNUAL REPORT
FOR THE HAMLET OF Repulse Bay**

ix. updates or revisions to the approved Operation and Maintenance Plans.

ADDITIONAL INFORMATION THAT THE LICENSEE DEEMS USEFUL:

FOLLOW-UP REGARDING INSPECTION/COMPLIANCE CONCERNS:


YTD Water Consumption

HAMLET OF REPULSE BAY

For the Date Range: From: Jan-01-2004 To: Jan-31-2004

Printed On: Jul 19 2005 At: 1:34:58 PM

Page: 1



YTD Water Consumption - Details

<u>Date</u>	<u>Quantity</u>
January	1,997,548
Grand Total	1,997,548.30

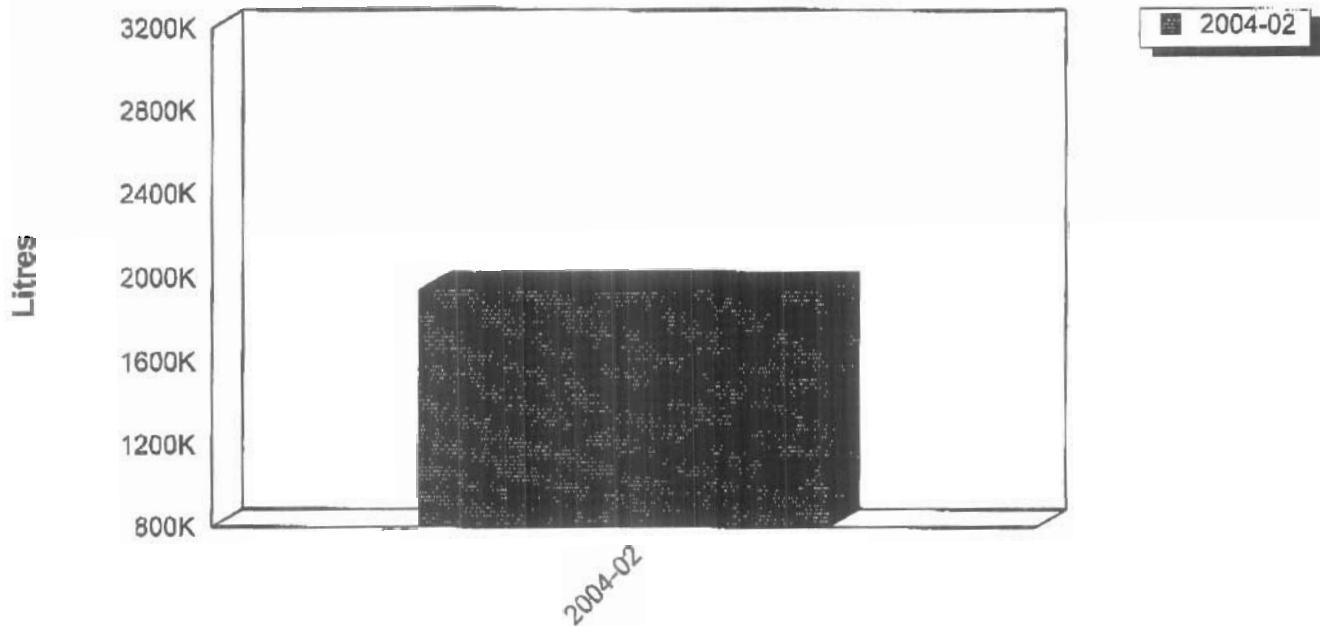
YTD Water Consumption

HAMLET OF REPULSE BAY

For the Date Range: From: Feb-01-2004 To: Feb-29-2004

Printed On: Jul 19 2005 At: 1:35:34 PM

Page: 1



YTD Water Consumption - Details

Date	Quantity
February	1,940,677
Grand Total	1,940,676.60


YTD Water Consumption

HAMLET OF REPULSE BAY

For the Date Range: From: Mar-01-2004 To: Mar-31-2004

Printed On: Jul 19 2005 At: 1:35:58 PM

Page: 1



YTD Water Consumption - Details

<u>Date</u>	<u>Quantity</u>
March	2,156,723
Grand Total	2,156,722.80


YTD Water Consumption

HAMLET OF REPULSE BAY

For the Date Range: From: Apr-01-2004 To: Apr-30-2004

Printed On: Jul 11 2005 At: 11:36:17 AM

Page: 1



YTD Water Consumption - Details


<u>Date</u>	<u>Quantity</u>
April	368,527
Grand Total	368,527.40

YTD Water Consumption HAMLET OF REPULSE BAY

For the Date Range: From: may-01-2004 To: may-31-2004

Printed On: Jul 11 2005 At: 11:39:30 AM

Page: 1



YTD Water Consumption - Details

<u>Date</u>	<u>Quantity</u>
May	2,022,027
Grand Total	2,022,027.40


YTD Water Consumption

HAMLET OF REPULSE BAY

For the Date Range: From: Jun-01-2004 To: Jun-30-2004

Printed On: Jul 11 2005 At: 11:40:40 AM

Page: 1



YTD Water Consumption - Details

<u>Date</u>	<u>Quantity</u>
June	1,827,474
Grand Total	1,827,474.20


YTD Water Consumption

HAMLET OF REPULSE BAY

For the Date Range: From: Jul-01-2004 To: Jul-31-2004

Printed On: Jul 11 2005 At: 11:41:17 AM

Page: 1



YTD Water Consumption - Details

<u>Date</u>	<u>Quantity</u>
July	2,059,707
Grand Total	2,059,706.90


YTD Water Consumption

HAMLET OF REPULSE BAY

For the Date Range: From: Aug-01-2004 To: Aug-31-2004

Printed On: Jul 19 2005 At: 1:30:21 PM

Page: 1



YTD Water Consumption - Details


Date	Quantity
August	2,082,585
Grand Total	2,082,585.00

YTD Water Consumption HAMLET OF REPULSE BAY

For the Date Range: From: Sep-01-2004 To: Sep-30-2004

Printed On: Jul 19 2005 At: 1:31:53 PM

Page: 1



YTD Water Consumption - Details

<u>Date</u>	<u>Quantity</u>
September	2,220,654
Grand Total	2,220,654.00

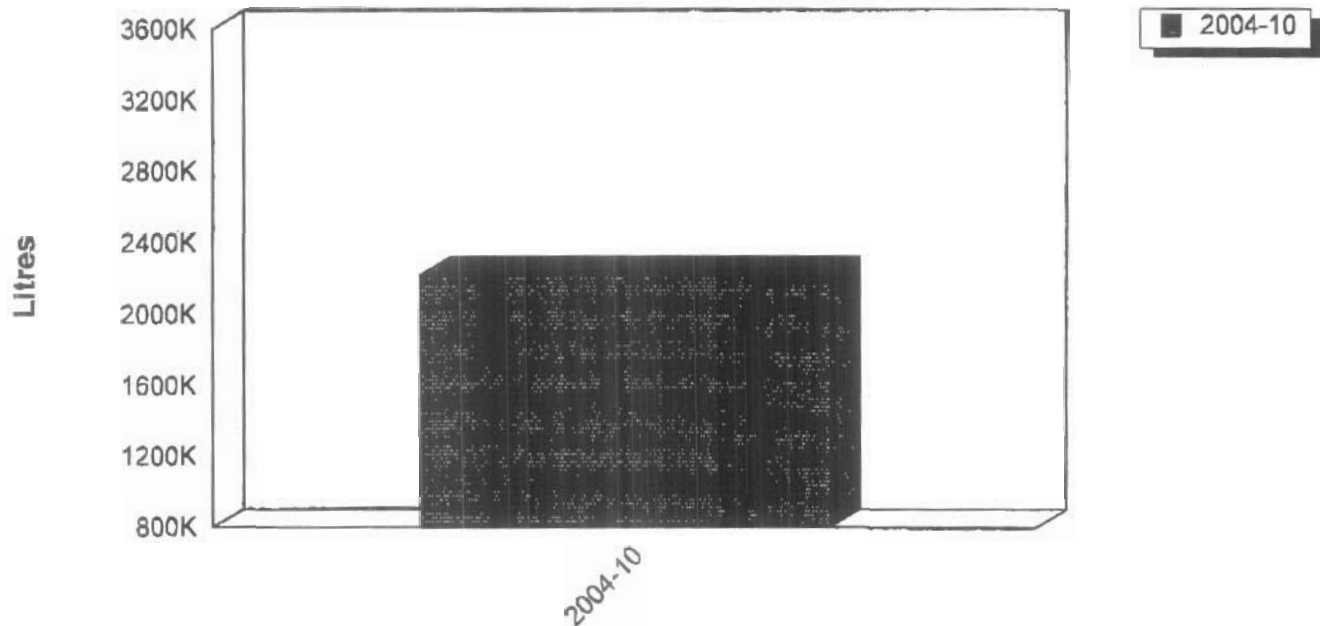
YTD Water Consumption

HAMLET OF REPULSE BAY

For the Date Range: From: Oct-01-2004 To: Oct-31-2004

Printed On: Jul 19 2005 At: 1:32:47 PM

Page: 1



YTD Water Consumption - Details

<u>Date</u>	<u>Quantity</u>
October	2,220,925
Grand Total	2,220,924.70


YTD Water Consumption

HAMLET OF REPULSE BAY

For the Date Range: From: Nov-01-2004 To: Nov-30-2004

Printed On: Jul 19 2005 At: 1:33:26 PM

Page: 1



YTD Water Consumption - Details

<u>Date</u>	<u>Quantity</u>
November	2,105,761
Grand Total	2,105,761.10


YTD Water Consumption

HAMLET OF REPULSE BAY

For the Date Range: From: Dec-01-2004 To: Dec-31-2004

Printed On: Jul 19 2005 At: 1:33:56 PM

Page: 1



YTD Water Consumption - Details

Date	Quantity
December	2,223,562
Grand Total	2,223,562.00