
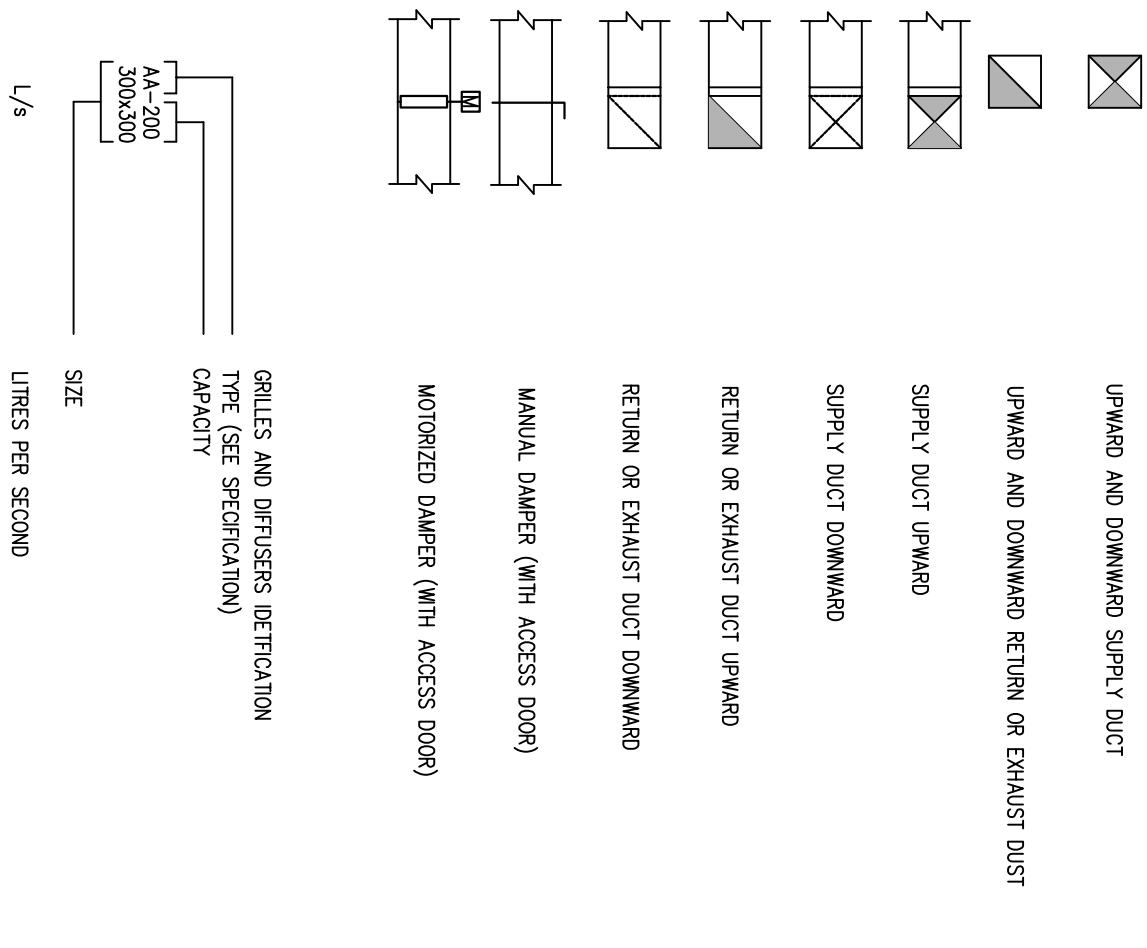


PLUMBING AND HEATING



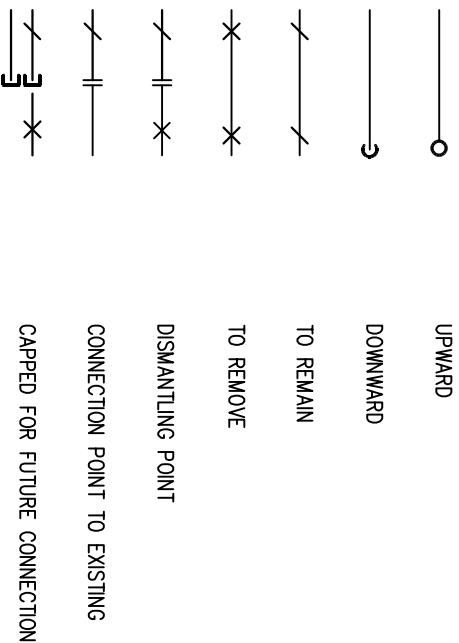
HVAC



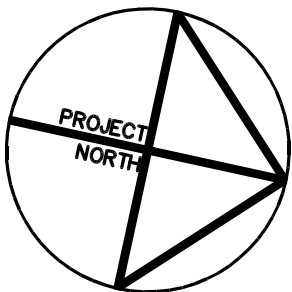
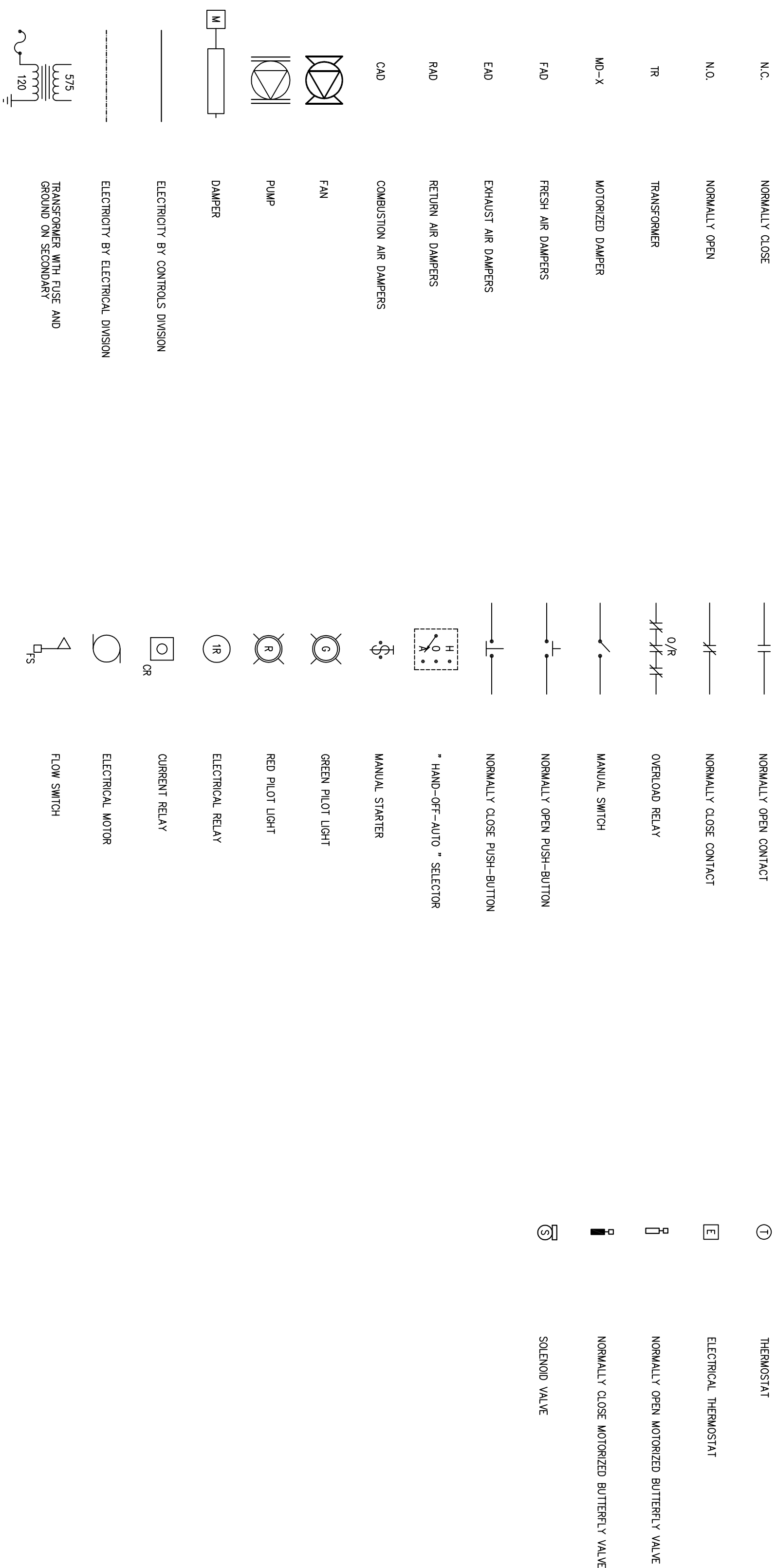
DRAWING LIST

- M100 MECHANICAL – LEGEND AND DRAWING LIST
- M101 MECHANICAL – DETAILS
- M200 MECHANICAL – PLUMBING LAYOUT
- M201 MECHANICAL – PLUMBING SCHEMATIC
- M300 MECHANICAL – FUEL SYSTEM LAYOUT
- M301 MECHANICAL – FUEL SYSTEM SCHEMATIC
- M500 MECHANICAL – VENTILATION LAYOUT
- M600 MECHANICAL – CONTROL SCHEMATICS

GENERAL



CONTROLS LEGEND



NOTES: GENERAL CONTRACTOR TO VERIFY ALL DIMENSIONS WITH FINAL ARCHITECTURAL AND MECHANICAL DRAWINGS. NOTIFY THE ENGINEERS OF ANY ERRORS AND/OR DISCREPANCIES IMMEDIATELY. PROVIDE A WRITTEN CORRECTION FOR DIRECTION. DO NOT SCALE THIS DRAWING.

3	ISSUED FOR 90% REVIEW	06/12/2013			
2	ISSUED FOR 75% REVIEW	22/03/2013			
1	ISSUED FOR REVIEW	03/01/2013			
No.	DESCRIPTION	DATE	BY	APP'D	
R E V I S I O N S					

Ottawa : Robertson Road, Suite 100, R2H 5B9
T(613) 596-6454 F(613) 596-3346
www.bpr.ca
Gatineau : 430 de l'hôpital Bld, suite 210, J8V 1T7
T(819) 778-2448 F(819) 778-5831
Consulting Engineers



CLIENT
GOVERNMENT OF NUNAVUT
DEPARTMENT OF COMMUNITY
AND GOVERNMENT SERVICES

PROJECT
REPULSE BAY, NUNAVUT
NEW PUMPING STATION

TITLE
MECHANICAL
LEGEND AND DRAWING LIST

Designed by	J.C.S.	Project no.	8012-099
Drawn by	J.C.S.	Drawing no.	
Checked by	P.C.		
Date	DECEMBER 2013		
	N.T.S.		M100