

NOTES:

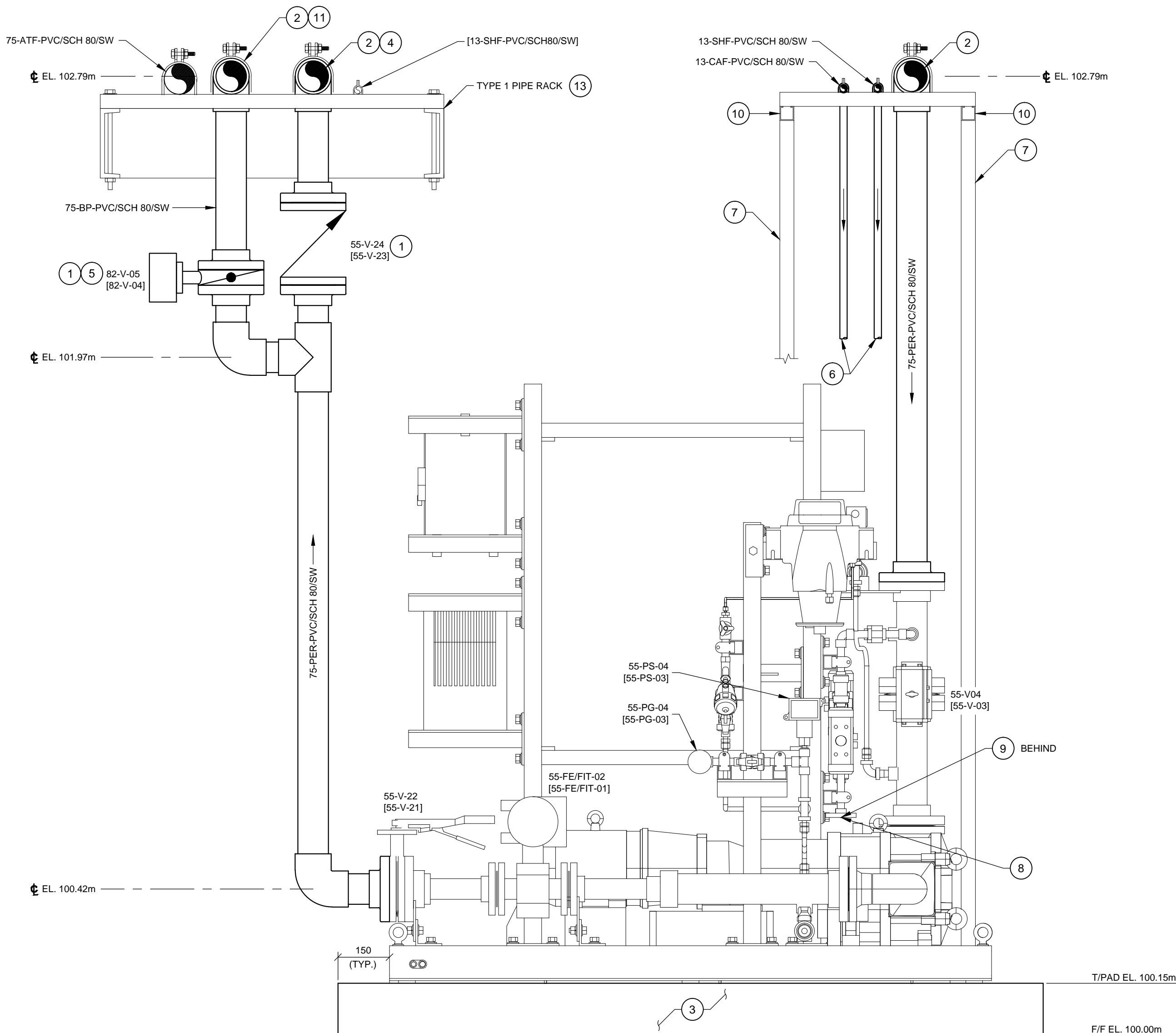
1. PERMEATE PUMP SKID IS OWNER-SUPPLIED, CONTRACTOR INSTALLED. SEE OWNER-SUPPLIED SHOP DRAWINGS.

KEYNOTES:

- 1 OWNER-SUPPLIED EQUIPMENT. INSTALL IN ACCORDANCE WITH MANUFACTURER'S GUIDELINES
- 2 75mm Ø PVC SCH 80 90° ELBOW.
- 3 150mm THICK CONCRETE HOUSE KEEPING PAD.
- 4 100mm x 75mm Ø PVC SCH 80 REDUCING BRANCH TEE FOR 55-PP-01 - FOR PUMP NOT SHOWN.
- 5 ORIENT PNEUMATIC VALVE ACTUATOR TO AVOID INTERFERENCES AND MAINTAIN ACCESS ROUTES. SUPPORT ACTUATOR AS REQUIRED.
- 6 FIELD ROUTE 13mm Ø CHEMICAL FEED PIPING TO TIE-IN POINT AT OWNER-SUPPLIED PERMEATE PUMP SKID. SUPPORT PIPING AS REQUIRED. PROVIDE FITTINGS REQUIRED TO MAKE CONNECTIONS.
- 7 41mm GALVANIZED U-CHANNEL C/W PIPE CLAMPS, BRACKETS AND POST BASES AS PER TYPICAL DETAIL. SECURE POST BASE TO FINISHED FLOOR WITH AN ADHESIVE ANCHOR SYSTEM.
- 8 SODIUM HYPOCHLORITE CONNECTION POINT.
- 9 CITRIC ACID CONNECTION POINT.
- 10 EXTEND 41mm U-CHANNEL TO CHEMICAL METERING SKID SUPPORT STRUCTURE. REFER TO EQUIPMENT PLAN AND CHEMICAL METERING SECTIONS FOR CONNECTION POINT.
- 11 75mm Ø PVC SCH 80 TEE FOR 55-PP-01 - FOR PUMP NOT SHOWN.
- 12 PC BRAIDED TUBING, DIAMETER AND LENGTH TO SUIT. ROUTE TUBING TO HEIGHT OF 100mm ABOVE FINISHED FLOOR AND SECURE TO 41mm U-CHANNEL STRUCTURE.
- 13 PIPE RACK SUPPORT COLUMNS NOT SHOWN THIS VIEW. REFER TO EQUIPMENT PLAN FOR COLUMN PLACEMENT AND STRUCTURAL DRAWING FOR COLUMN DESIGN.
- 14 75mm x 25mm PVC SCH 80 REDUCING BUSHING SOC x FNPT.
- 15 25mm SCH 40 SS THREADED NIPPLE, NPT, LENGTH TO SUIT.

NOTES:

1. EJECTOR AND AIR SUPPLY ASSEMBLIES NOT SHOWN THIS VIEW.
2. SOME INSTRUMENTATION AND VALVES NOT LABELED.



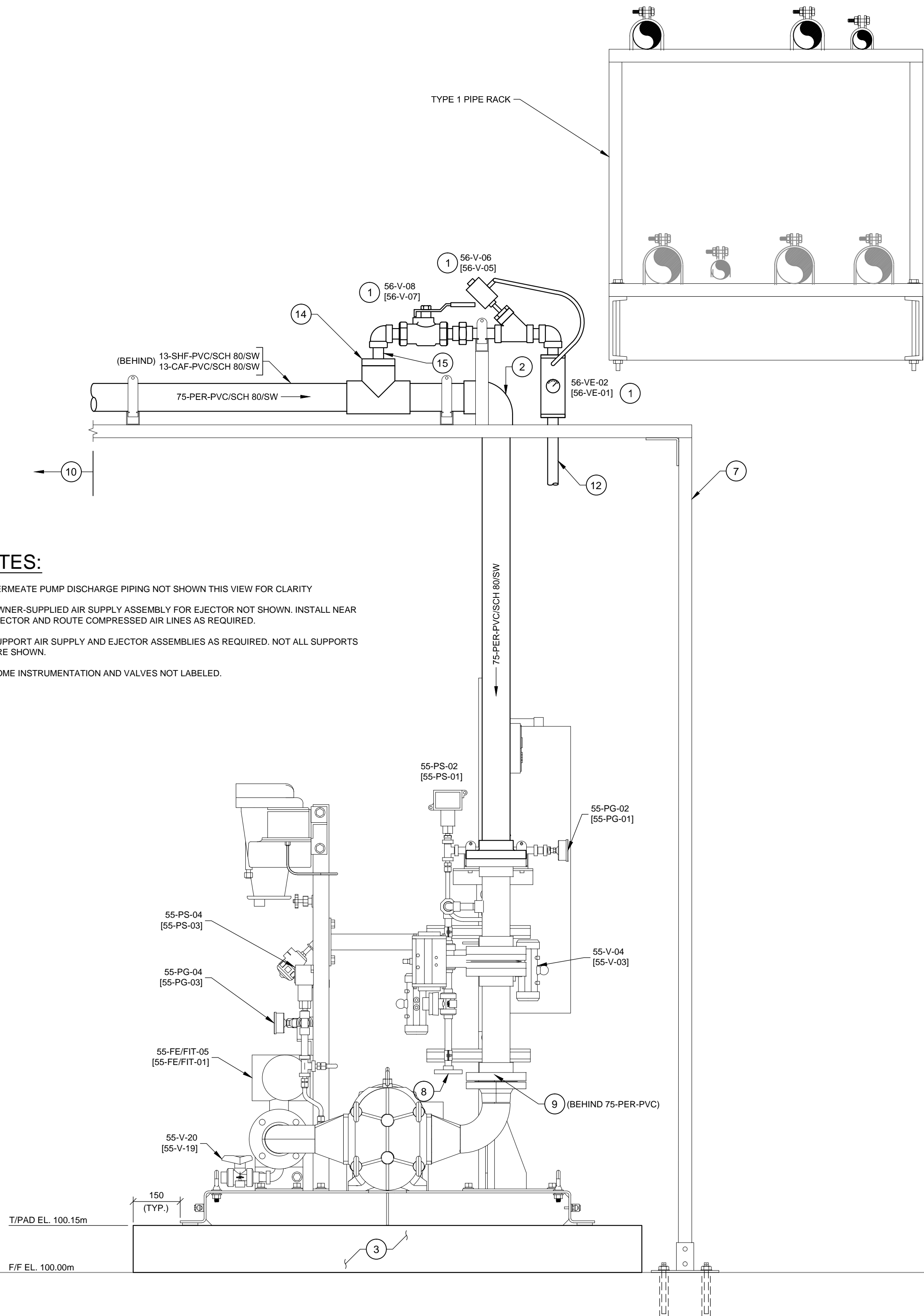
A SECTION

P402-3 PERMEATE PUMP SKID (55-PP-02) [SIMILAR FOR 55-PP-01]

1:10

NOTES:

1. PERMEATE PUMP DISCHARGE PIPING NOT SHOWN THIS VIEW FOR CLARITY
2. OWNER-SUPPLIED AIR SUPPLY ASSEMBLY FOR EJECTOR NOT SHOWN. INSTALL NEAR EJECTOR AND ROUTE COMPRESSED AIR LINES AS REQUIRED.
3. SUPPORT AIR SUPPLY AND EJECTOR ASSEMBLIES AS REQUIRED. NOT ALL SUPPORTS ARE SHOWN.
4. SOME INSTRUMENTATION AND VALVES NOT LABELED.



B SECTION

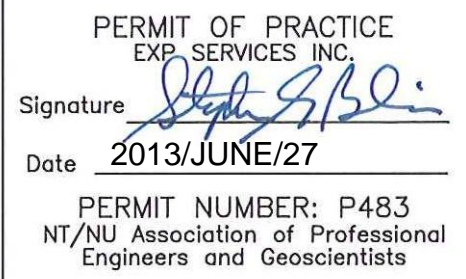
P402-3 PERMEATE PUMP SKID (55-PP-02) [SIMILAR FOR 55-PP-01]

1:10

No.	Issue	Date
1	ISSUED FOR TENDER	2013-APR-10
2	RELEASED FOR CONSTRUCTION	2013-JUN-27



No.	Revision	Ckd. By	Date



RELEASED FOR CONSTRUCTION

	Const. North
	Drawn By: ARL/PD
	Dwg. Standards Ckd. By: PD
	Designed By: DFB
Date Printed	Dwg. Design Ckd. By: SAO

exp Services Inc.
t: +1.613.688.1899 | f: +1.613.225.7330
2650 Queensview Drive, Unit 100
Ottawa, ON K2B 8H6
CANADA
www.exp.com



• BUILDINGS • EARTH & ENVIRONMENT • ENERGY •
• INDUSTRIAL • INFRASTRUCTURE • SUSTAINABILITY •

Project Title
**WASTE WATER
TREATMENT PLANT
UPGRADE
PANGNIRTUNG, NU**

Dwg. Title
**PERMEATE PUMP SKID
SECTIONS**

Project No.	OTT-00204430-A0
Dwg. No.	P402-8
Rev. No.	0
Scale	AS SHOWN This drawing is not to be scaled