

A

SECTION

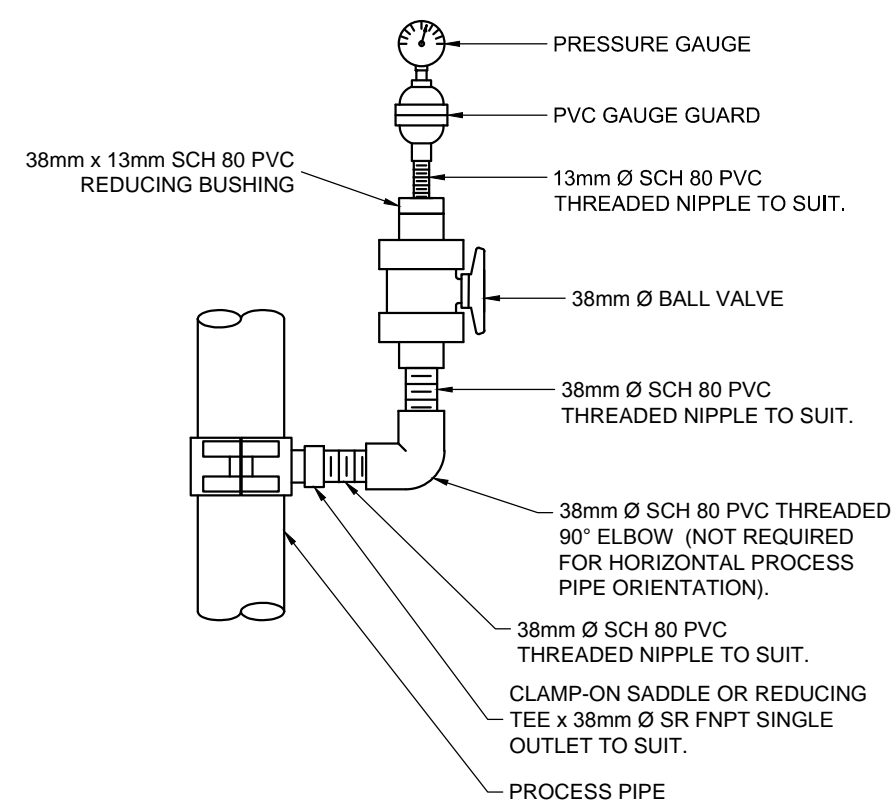
P402-1,

DUMP TRAILER AND DEWATERING FILTER BAG

1:25

KEYNOTES:

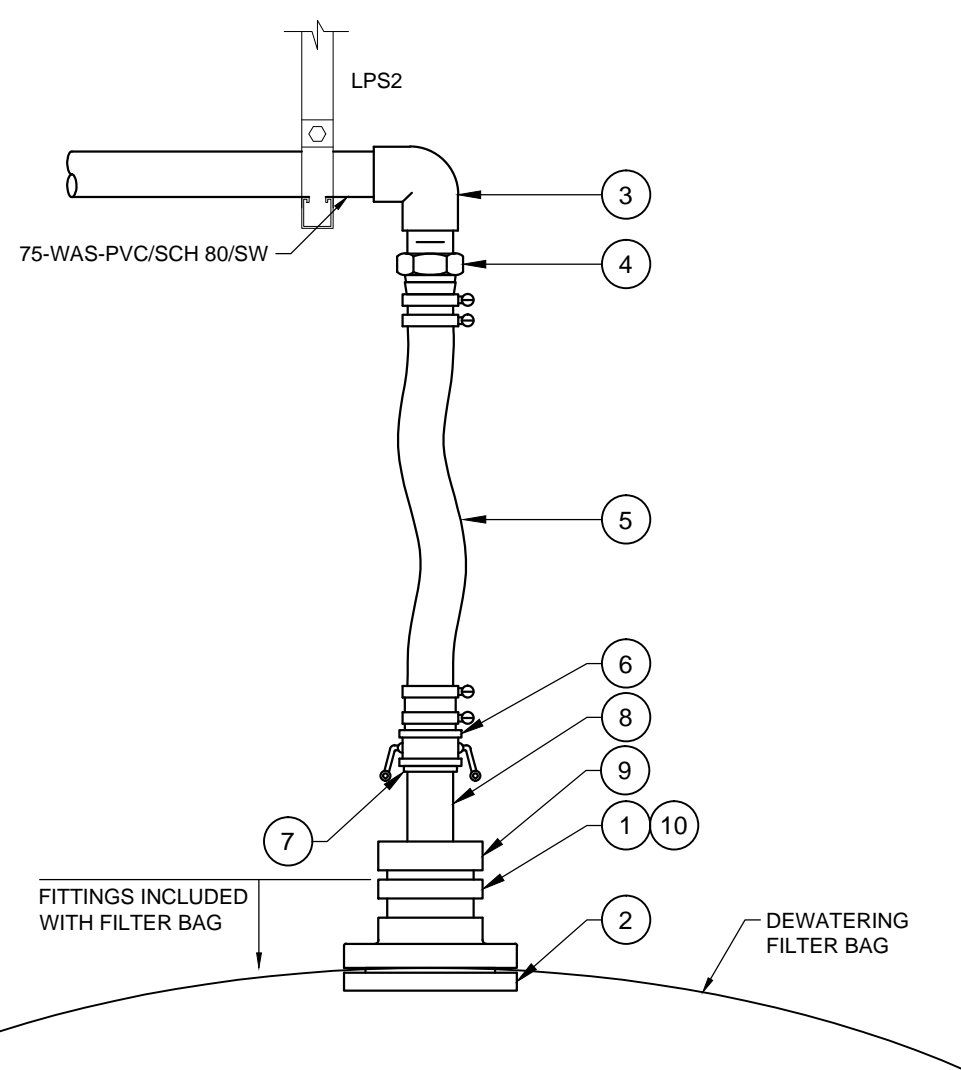
- 1 100mm Ø FLANGE ASSEMBLY INCLUDED WITH FILTER BAG.
- 2 NOT SHOWN: 100mm Ø MNPT PVC PLUG INCLUDED WITH FILTER BAG. PLUG
INSTALLED BY PLANT OPERATOR WHEN BAG IS FULL.
- 3 75mm Ø PVC 90° ELBOW, SCH 80, SOCKET x FNPT.
- 4 75mm Ø HOSE BARB FITTING, MNPT, WITH SS BAND CLAMPS.
- 5 75mm Ø LOW PRESSURE, LAY FLAT PVC HOSE. SUFFICIENT LENGTH TO SUIT
INSTALLATION WHEN FILTER BAG IS EMPTY.
- 6 75mm Ø FEMALE POLYPROPYLENE CAM-LOCK FITTING WITH HOSE BARB
CONNECTION, LOCKING LEVERS, AND SS BAND CLAMPS.
- 7 75mm Ø MALE CAM-LOCK FITTING WITH FNPT CONNECTION.
- 8 75mm Ø PVC NIPPLE, SCH 80, NPT, LENGTH TO SUIT.
- 9 100mm x 75mm PVC REDUCING BUSHING, MNPT x FNPT.
- 10 100mm Ø RISER, SOCKET x FNPT, INCLUDED WITH FILTER BAG.
- 11 CONFIRM EXACT REQUIREMENTS WITH THE UV SYSTEM SHOP DRAWINGS.
ADJUST AS REQUIRED AND PROVIDE A GROUT ALLOWANCE IF APPLICABLE.



TYPICAL DETAIL

PRESSURE GAUGE

1:10



1

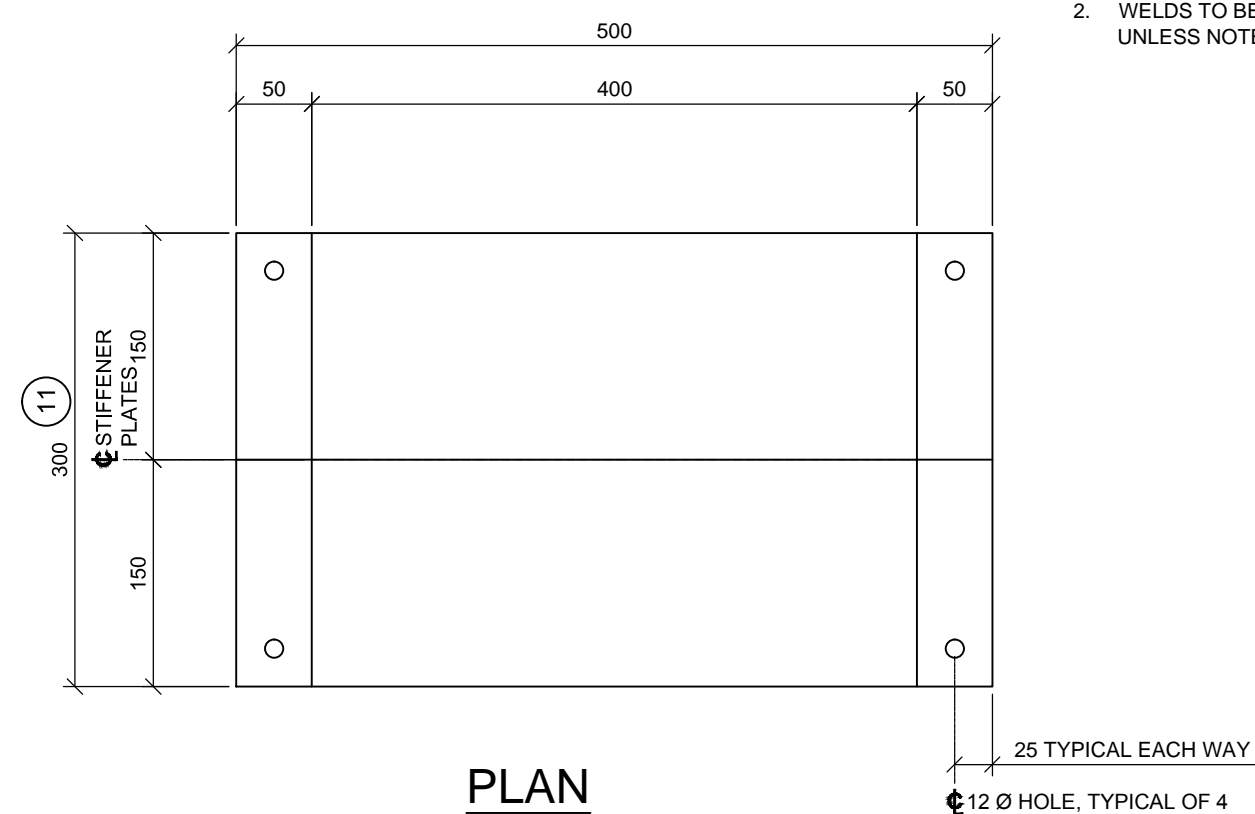
DETAIL

GEOTUBE BAG CONNECTION

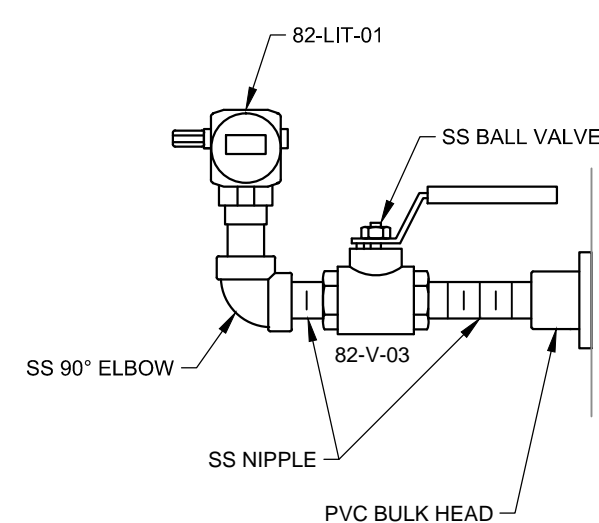
1:10

NOTES:

1. FABRICATE FROM 6mm THICK 304L SS PLATE AND STRUCTURAL SHAPES TO ASTM A240.
2. WELDS TO BE 6mm MIN. FILLET WELD UNLESS NOTED OTHERWISE.



PLAN



2

DETAIL

NP402-9.

LEVEL TRANSMITTER (82-LIT-01)

1.10

TYPICAL DETAIL

UV CHANNEL SUPPORT (2 REQUIRED)

1:10

No.	Issue	Date
1	ISSUED FOR TENDER	2013-APR-
3	RELEASED FOR CONSTRUCTION	2013-JUN-



No.	Revision	Ckd. By	Date


PERMIT OF PRACTICE
EXP. SERVICES INC.

Signature: *[Signature]*

Date: 2013/JUNE/27

PERMIT NUMBER: P483
NT/NU Association of Professional
Engineers and Geoscientists

RELEASED FOR CONSTRUCTION

	Const. North
	Drawn By: PD
	Dwg. Standards Ckd. By: PD
	Designed By: DFB
Date Printed	Dwg. Design Ckd. By: SAO

exp Services Inc.

t: +1.613.688.1899 | f: +1.613.225.7330
2650 Queensview Drive, Unit 100
Ottawa, ON K2B 8H6
CANADA

www.exp.com



• BUILDINGS • EARTH & ENVIRONMENT • ENERGY •
• INDUSTRIAL • INFRASTRUCTURE • SUSTAINABILITY •

Project Title

WASTE WATER
TREATMENT PLANT
UPGRADE
PANGNIRTUNG, NU

Dwg. Title

PIPING SECTIONS AND DETAILS

Project No.	OTT-00204430-A0
-------------	-----------------

Dwg. No.	P403-1	Rev. No.
----------	---------------	----------

Scale

AS SHOWN

This drawing is not to be scaled