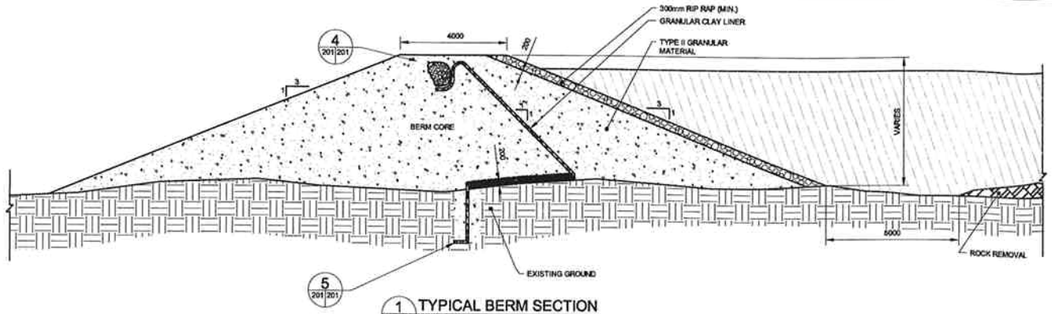

1 201/201 TYPICAL BERM SECTION
SCALE 1:100

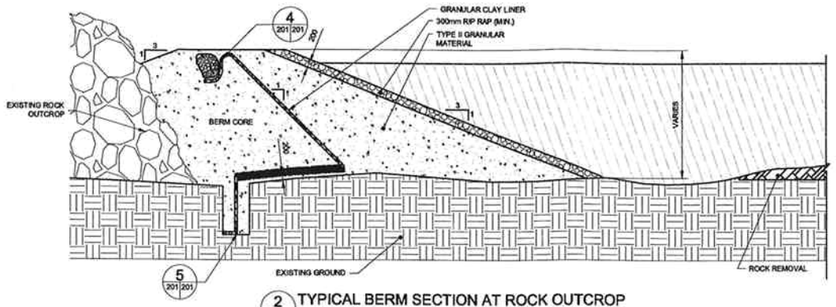

2 201/201 TYPICAL BERM SECTION AT ROCK OUTCROP
SCALE 1:100

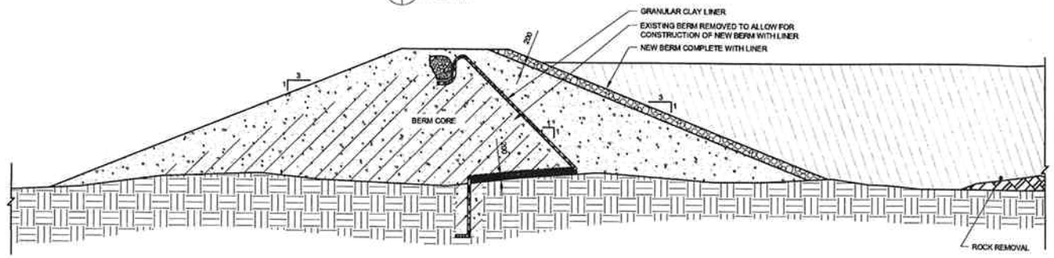

3 201/201 TYPICAL BERM SECTION AT EXISTING BERM
SCALE 1:100

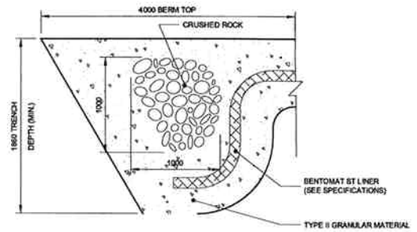

4 201/201 ANCHOR TRENCH DETAIL
SCALE N.T.S.

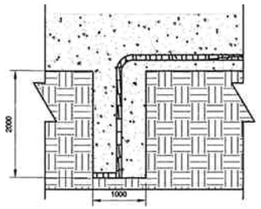

5 201/201 LINER EMBEDDING DETAIL
SCALE N.T.S.

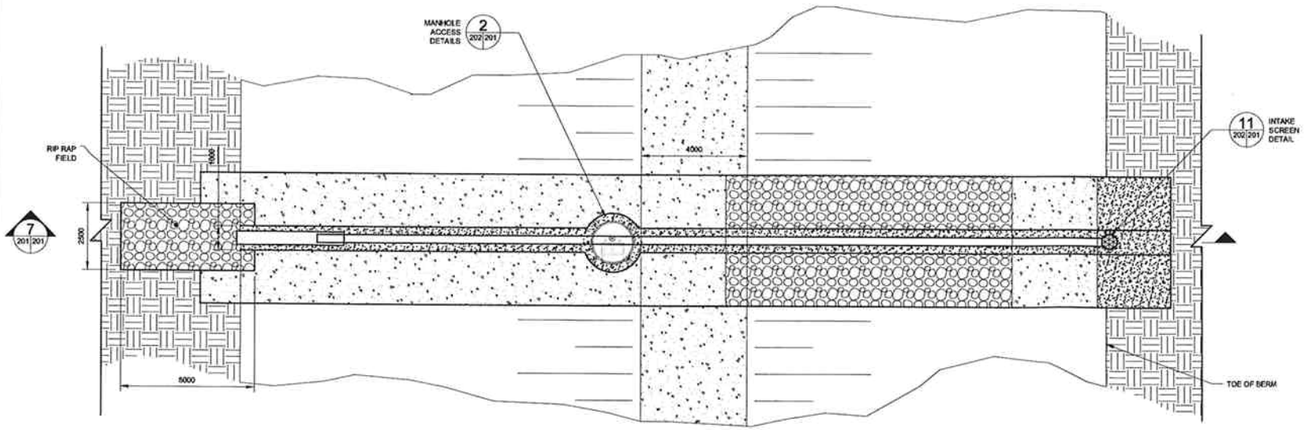

6 201/201 LAGOON DRAINAGE OUTFALL PLAN
SCALE 1:100

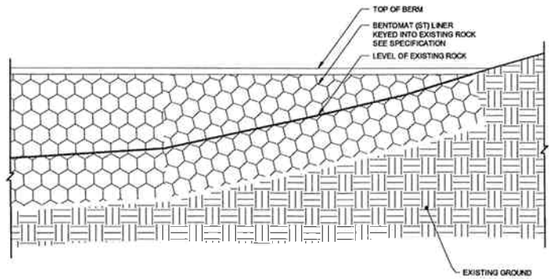

7 201/201 LINER EMBEDDING SECTION
SCALE 1:100

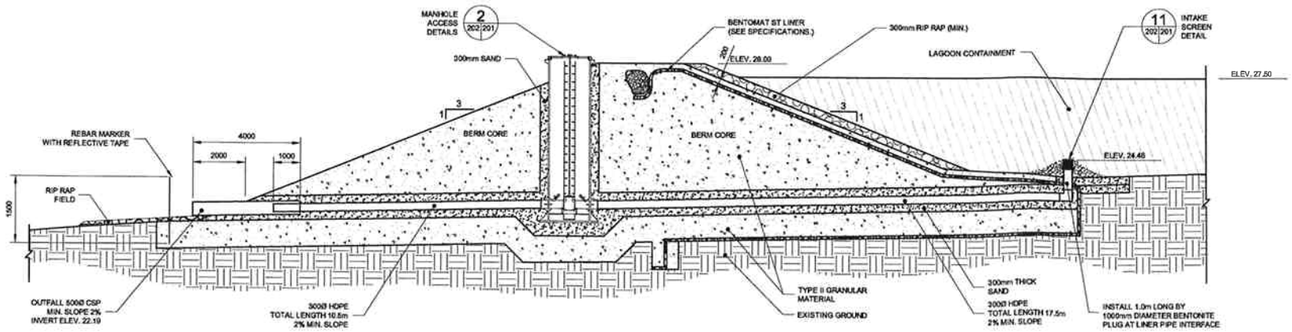

8 201/201 LAGOON DRAINAGE OUTFALL SECTION
SCALE 1:100

DRAWING REDUCED NOT TO SCALE

CHANGE	DATE	DESCRIPTION	CHECK
5	07/10/07	REVISED FOR NWB APLLICATION	GS
4	01/31/07	REVISED FOR NWB COMMENTS	GS
3	05/05/06	ISSUED FOR TENDER	GS
2	08/29/05	ISSUED FOR 95% REVIEW	GS
1	04/27/05	ISSUED FOR 50% REVIEW	GS

REVISIONS

DESIGN	DRAWN	CHECKED	DATE
GS	41TPW	GS	JULY 2007

THE ASSOCIATION OF PROFESSIONAL ENGINEERS, GEOLOGISTS and GEOPHYSICISTS OF THE NORTHWEST TERRITORIES
PERMIT NUMBER P 010
DILLON CONSULTING LIMITED

REGISTERED PROFESSIONAL ENGINEER G. STRONG N.W.T.

Nunavut

PROJECT
SEWAGE & SOLID WASTE FACILITY
SEWAGE & SOLID WASTE

TITLE
BERM SECTIONS AND DETAILS

DILLON CONSULTING

SCALE AS SHOWN
DILLON PROJECT NUMBER 05-4755-3000
CLIENT PROJECT NUMBER NA
DRAWING NUMBER 201

EDIT DATE: 10.07.2007 PLOT DATE: administrator 10.07.2007 AD FILE: 41tpw (Dwg/05475503/05003 detailed design/201 details.dwg