GOVERNMENT OF NUNAVUT
COMMUNITY AND GOVERNMENT SERVICES
P.O. BOX 379
POND INLET, NUNAVUT X0A 0S0

DETAILED DESIGN FOR THE IMPROVEMENTS OF THE WATER RESERVOIR, SEWAGE LAGOON AND SOLID WASTE DISPOSAL FACILITY

KEY MAP

DRAWING INDEX

COVER PAGE AND DRAWING INDEX

1 *EXISTING WATER RESERVOIR AND INTAKE*
2 *WATER RESERVOIR AND INTAKE PHASE 1 EXPANSION*
3 *WATER RESERVOIR AND INTAKE PHASE 2 EXPANSION*
4 *WATER RESERVOIR AND INTAKE X-SECTIONS AND PROFILES SHEET 1*
5 *WATER RESERVOIR AND INTAKE X-SECTIONS AND PROFILES SHEET 2*
6 *WATER RESERVOIR AND INTAKE X-SECTIONS AND PROFILES SHEET 3*
7 *WATER RESERVOIR AND INTAKE DETAILS*
8 *SEWAGE LAGOON PLAN*
9 *SEWAGE LAGOON SECTIONS*
10 *SEWAGE LAGOON DETAILS*
11 *EXISTING SOLID WASTE DISPOSAL FACILITY (LANDFILL)*
12 *SOLID WASTE DISPOSAL FACILITY (LANDFILL) UPGRADES*
13 *MUNICIPAL SOLID WASTE DISPOSAL AREA UPGRADES*
14 *BULKY METALS DISPOSAL AREA UPGRADES AND DETAILS*
15 *TRUCK FILL STATION UPGRADES*
16 *TRUCK FILL STATION ELECTRICAL UPGRADES*

Nuna BURNSIDE

Nuna Burnside Engineering and Environmental Ltd.
Box 175 25 Third Avenue, Rankin Inlet, NU.
telephone (867) 645-2762 fax (867) 645-2785
15 Townline, Orangeville, Ontario
telephone (519) 941-0342 fax (519) 941-8120
email info@nunaburnside.com
web www.nunaburnside.com

PROJECT NO. N-0 09439

1. This drawing is the exclusive property of Nuna Burnside Engineering and Construction. Without the prior consent of this office it is strictly prohibited.

2. The contractor shall verify all dimensions, grades, and datums on site and report any discrepancies or omissions to the office prior to construction.

3. This drawing is to be read and understood in conjunction with all other plans and documents applicable to this project.

* Do not scale the drawing.

No.	Issue / Revision	Date
1	Client Review and Approval (Detailed Design)	Feb 10, 2006
2	Client Review and Approval (Construction Documents)	Apr 12, 2006

Nuna BURNSIDE

Nuna Burnside Engineering and Environmental Ltd.
Box 179 35 Third Avenue, Pangnirtung, NU
telephone (867) 473-8202 fax (867) 473-8203
15 Fenwick, Orangeville, Ontario
telephone (519) 941-0040 fax (519) 941-9112
email info@nunaburnside.com
web www.nunaburnside.com

Client
GOVERNMENT OF NUNAVUT
COMMUNITY AND
GOVERNMENT SERVICES

P.O. BOX 379
IQALUIT, NUNAVUT
X0A 0S0

Project Title
WATER RESERVOIR, SEWAGE LAGOON AND LANDFILL IMPROVEMENTS

IQALUIT, NUNAVUT

EXISTING WATER RESERVOIR AND INTAKE

Drawn By	Designed By	Drawing No.
A. Pilgrom	M. Ottera	1
Scale 1:750	Project No. N-O 04439	

© Copyright 2006 Nuna Burnside Engineering and Construction Ltd. All rights reserved.

Apr 26, 2006 - 2:33pm

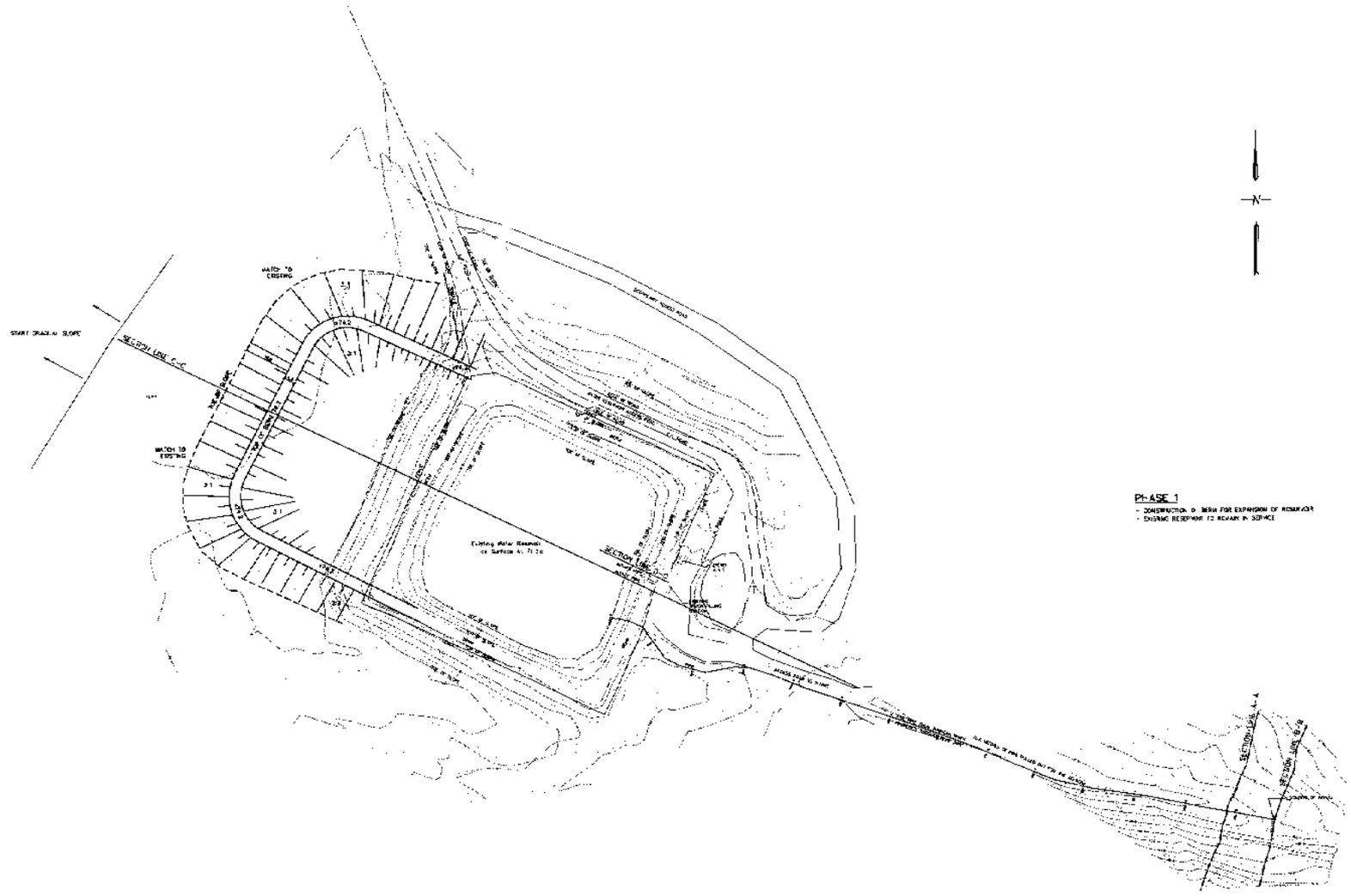

1. This drawing is the exclusive property of Nuna Burnside Engineering and Environmental Limited and the reproduction of any part without prior written consent of this office is strictly prohibited.

2. The contractor shall verify all dimensions, levels, and returns on site and report any discrepancies or omissions to this office prior to construction.

3. This drawing is to be read and interpreted in conjunction with all other plans and documents applicable to this project.

4. Do not scale the drawings.

No.	Issue / Revision	Date
1	Class: Review and Approval (Detailed Design)	Feb. 16, 2006
2	Class: Review and Approval (Construction Documents)	Apr. 13, 2006

Nuna BURNSIDE

Nuna Engineering and Environmental Ltd. and Burnside Inc.
Box 173, 21 Tree Avenue, Iqaluit, Nunavut, NU
Iqaluit/Iqaluit (867) 630-3772 Fax (867) 630-3779
14 Tyndall, Gatineau, Quebec
Telephone (819) 561-2562 Fax (819) 561-4120
www.nuna.burnsideinc.com

Client:
GOVERNMENT OF NUNAVUT
COMMUNITY AND
GOVERNMENT SERVICES
P.O. BOX 379
FROBISHER BAY, NUNAVUT
X0A 0S0

Drawing Title:
WATER RESERVOIR, SEWAGE LAGOON AND LANDFILL IMPROVEMENTS
QIKIQTARJUAQ, NUNAVUT
WATER RESERVOIR AND INTAKE
PHASE 1 EXPANSION

Drawn By: C. McWilliams
Checked By: D. O'Hara
Scale: 1:750
Project No.: N-E 05-0138
Drawing No.: 2

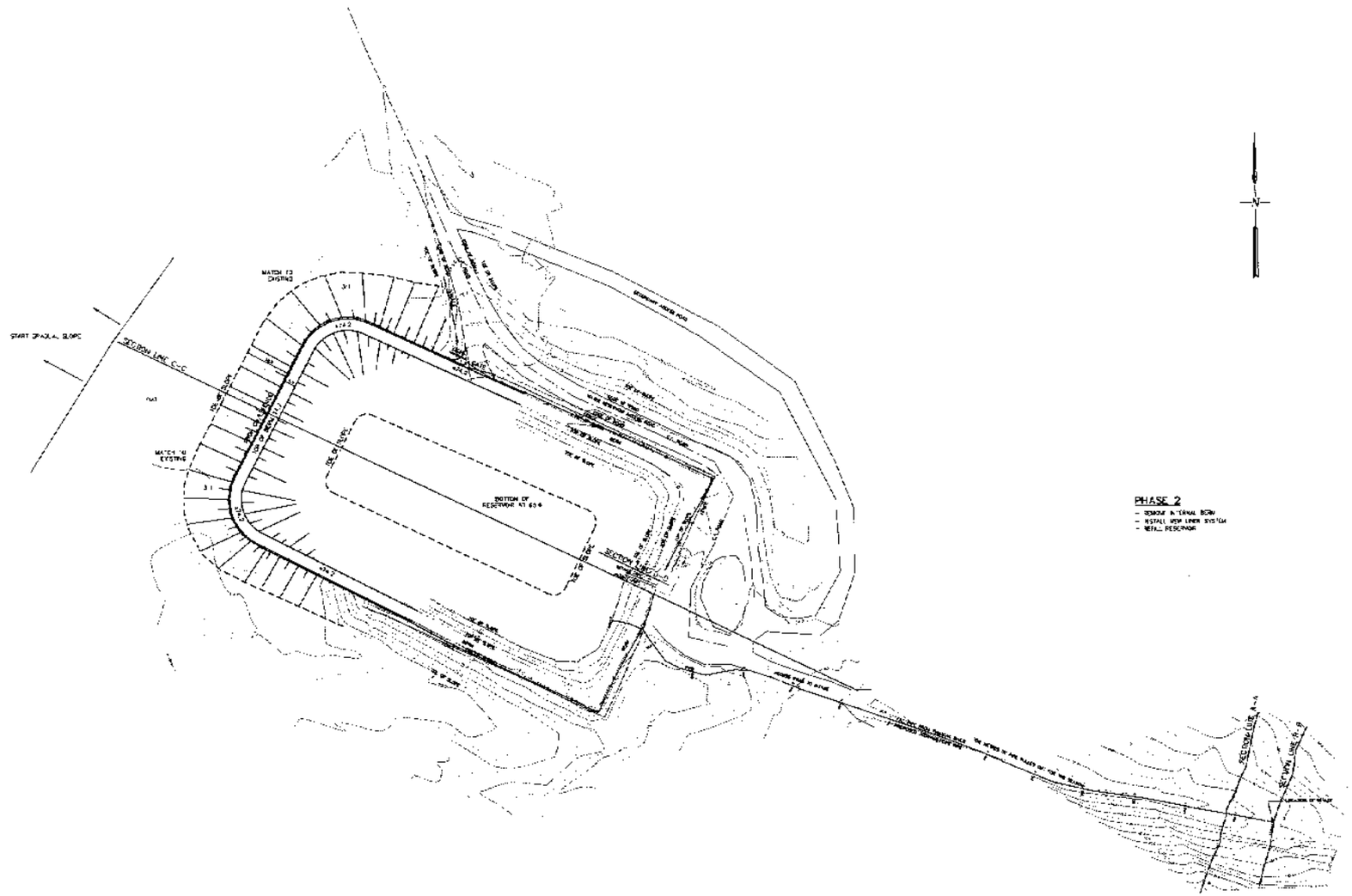

1. This drawing is the exclusive property of Nuna Burnside Engineering and Environmental Limited and the reproduction in any part without prior written consent of this office is strictly prohibited.

2. The contractor must verify all components, works, dimensions or site and report any discrepancies or omissions to this office prior to construction.

3. This drawing is to be read and understood in conjunction with all other plans and documents applicable to this project.

4. Do not scale the drawings.

No.	Issue / Revision	Date
1	Client Review and Approval (Detailed Design)	Feb 10, 2006
2	Client Review and Approval (Construction Documents)	Apr 18, 2006

Nuna BURNSIDE

Nuna Burnside Engineering and Environmental Ltd.
Box 179, 26 Front Avenue, Kimberley, B.C.
telephone (250) 427-2192 fax (250) 427-2176
18 Tuktoyaktuk, Yellowknife, Canada
telephone (867) 873-2560 fax (867) 873-2561
email info@nunaburnside.com
www.nunaburnside.com

Client
GOVERNMENT OF NUNAVUT
COMMUNITY AND
GOVERNMENT SERVICES

P.O. BOX 375
POND INLET, NUNAVUT
X0A 0S0

Drawing Title
WATER RESERVOIR, SEWAGE LAGOON AND LANDFILL IMPROVEMENTS

POND INLET, NUNAVUT

WATER RESERVOIR AND INTAKE
PHASE 2 EXPANSION

Drawn By	Designed By	Drawing No.
E. P. Graham	M. J. Kane	3
Scale 1:150	Project No. N-D 04031	

K:\DRAWING\N-D04031\Drawings\Phase 2 Water Reservoir.dwg
Apr 25, 2006 - 2:06pm

PHASE 1

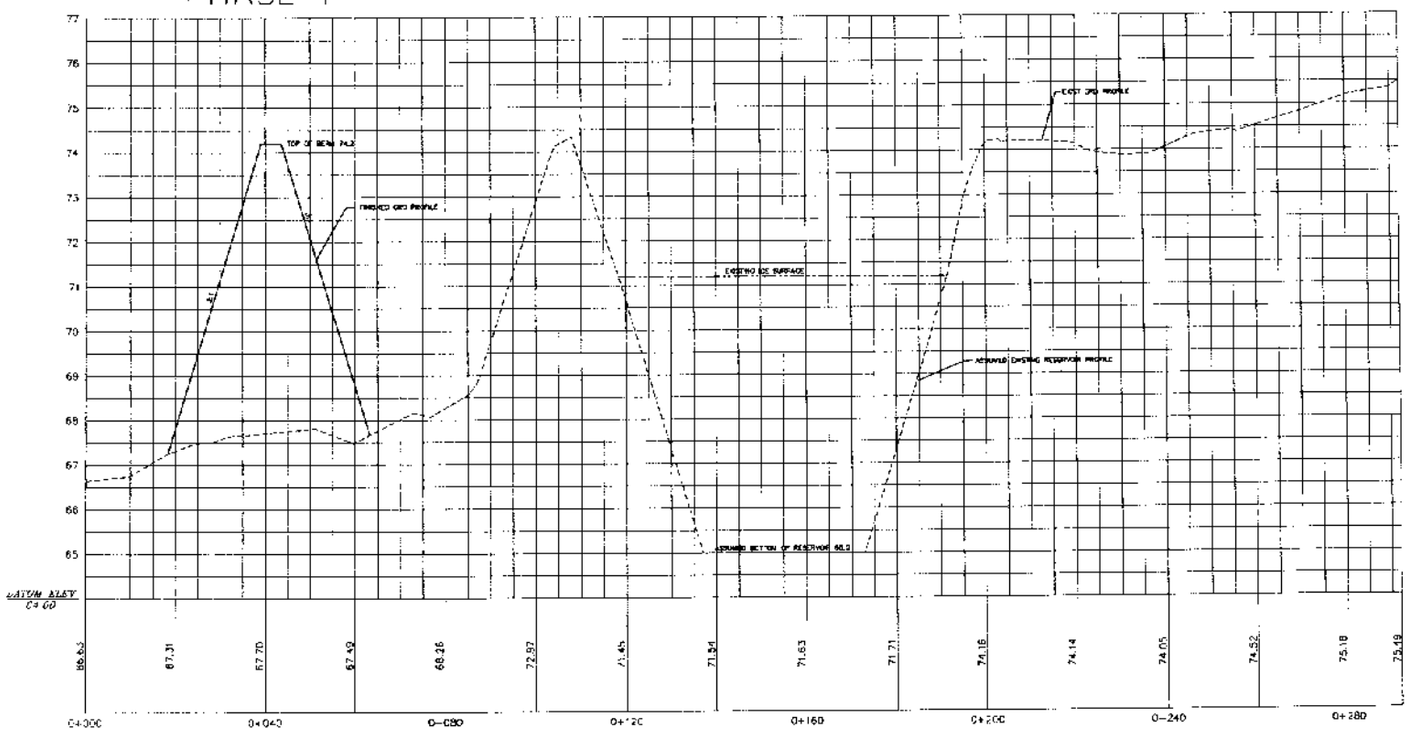

NOTE:
ASSUMED PROFILE BASED ON DESIGN DRAWINGS PROVIDED BY THE HAMLET OF QIKIQTARJUAQ

SECTION C–C

1. This drawing is the exclusive property of Nuna Burnside Engineering (NU) Incorporated Limited and the reproduction of any part, whole, or whole element of this office is strictly prohibited.

2. The contractor shall verify all dimensions, levels and datums on site and report any discrepancies or omissions to the office prior to construction.

3. This drawing is to be used and understood in conjunction with all other plans and documents associated with this project.

* Do not scale this drawings

No.	Issue / Revision	Date
1	Client Review and Approval (Detailed Design)	Feb 13, 2006
2	Client Review and Approval (Construction Documents)	Apr 13, 2006

Nuna BURNSIDE
Nuna Burnside Engineering (Nunavut) Limited
Box 1125, 25 Mackenzie Avenue, Kamloops, Alberta T1C 1L
Telephone (867) 645-2062 Fax (867) 645-3765
15 Tundra Crescent, Cambridge
Telephone (613) 241-2342 Fax (613) 241-4120
e-mail: kamloops@nuna.com
Web: www.nunaburnside.com

Client
GOVERNMENT OF NUNAVUT
COMMUNITY AND
GOVERNMENT SERVICES
P.O. BOX 379
FONC NLEI, NUNAVUT
X0A 0S0

Drawing Title
WATER RESERVOIR, SEWAGE LAGOON AND LANDFILL IMPROVEMENTS
QIKIQTARJUAQ, NUNAVUT
WATER RESERVOIR AND INTAKE
X-SECTIONS AND PROFILES SHEET 1

Drawn By	Checked By	Drawing No.
T. Hodgson	M. Clarke	4
Date: MONTH. 2006	Project No. N-D 09438	

K:\CAD\JOB\09438\DRAWING\09438-SHEET 1 WATER RESERVOIR 1 WATER-C.dwg
Apr 13, 2006 - 2:07pm

PHASE 2

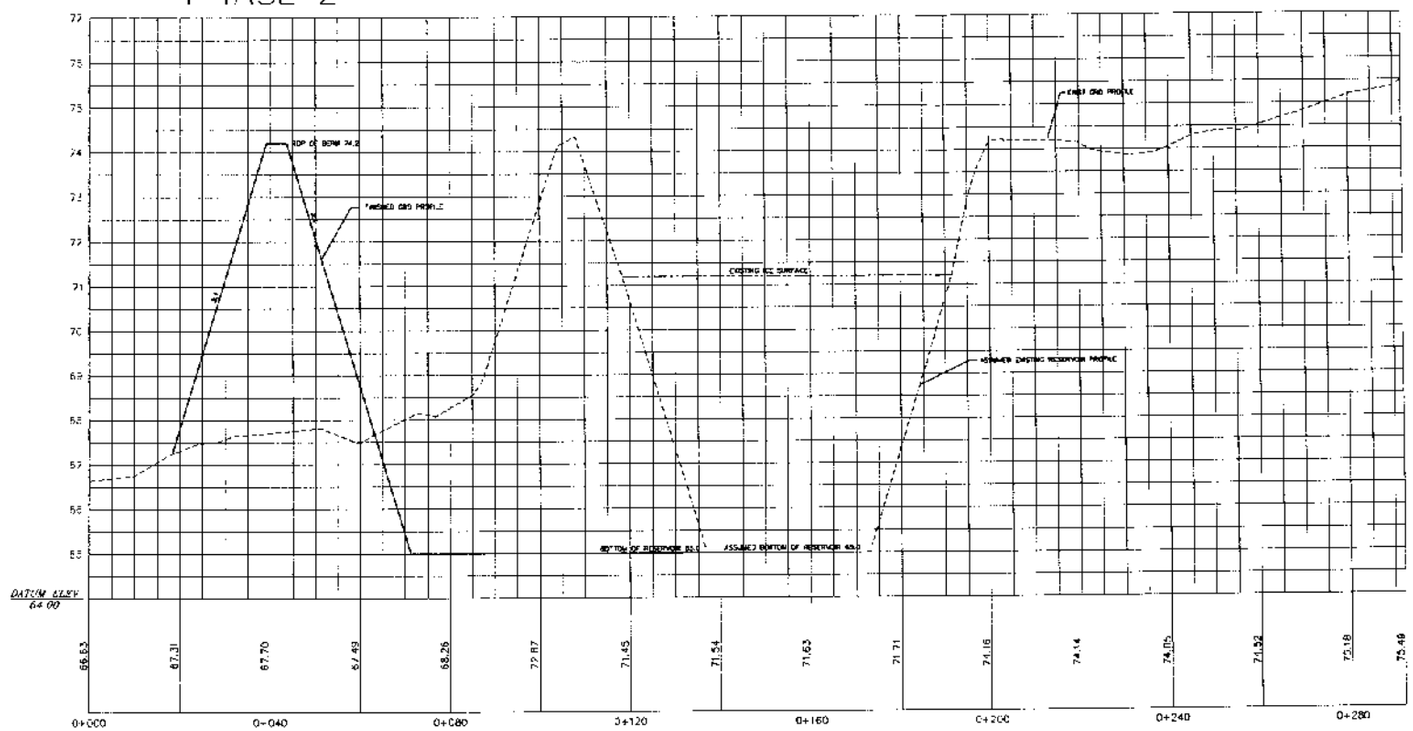

NOTE:
ASSUMED PROFILE BASED ON DESIGN DRAWINGS PROVIDED BY THE HAMLET OF QIKIQTARJUAQ

SECTION C–C

1. This drawing is the exclusive property of Nuna Burnside Engineering and Environmental Limited and the reproduction of any part without prior written consent of this office is strictly prohibited.

2. The contractor shall verify all dimensions, levels, and datums on site and report any discrepancies or omissions to the client prior to construction.

3. This drawing is to be read and understood in conjunction with all other plans and documents applicable to this project.

4. Do not scale the drawings

No	Issue / Revision	Date
1	Client Review and Approval (Detailed Design)	Feb 10, 2006
2	Client Review and Approval (Construction Documents)	Apr 13, 2006

Nuna BURNSIDE
Nuna Burnside Engineering and Environmental Ltd.
Box 173, 29 Tundra Avenue, Rankin Inlet, NU
telephone (867) 645-2765 fax (867) 645-2766
15 Hamilton Crescent, Cochrane
telephone (613) 932-0742 fax (613) 932-0755
email qbe@nunaeng.com
and www.nunaburnside.com

Client:
GOVERNMENT OF NUNAVUT
COMMUNITY AND
GOVERNMENT SERVICES
P.O. BOX 379
IQALUIT, NUNAVUT
X0A 0S0

Drawing Title:
WATER RESERVOIR, SEWAGE LAGOON AND LANDFILL IMPROVEMENTS
QIKIQTARJUAQ, NUNAVUT
WATER RESERVOIR AND BERME
X-SECTIONS AND PROFILES SHEET 2

Drawn By:	Checked By:	Drawing No.
C. Pedrick	M. O'Neill	5
Scale: HORIZ. 1:200 VERT. 1:50	Project No. N-D 04025	

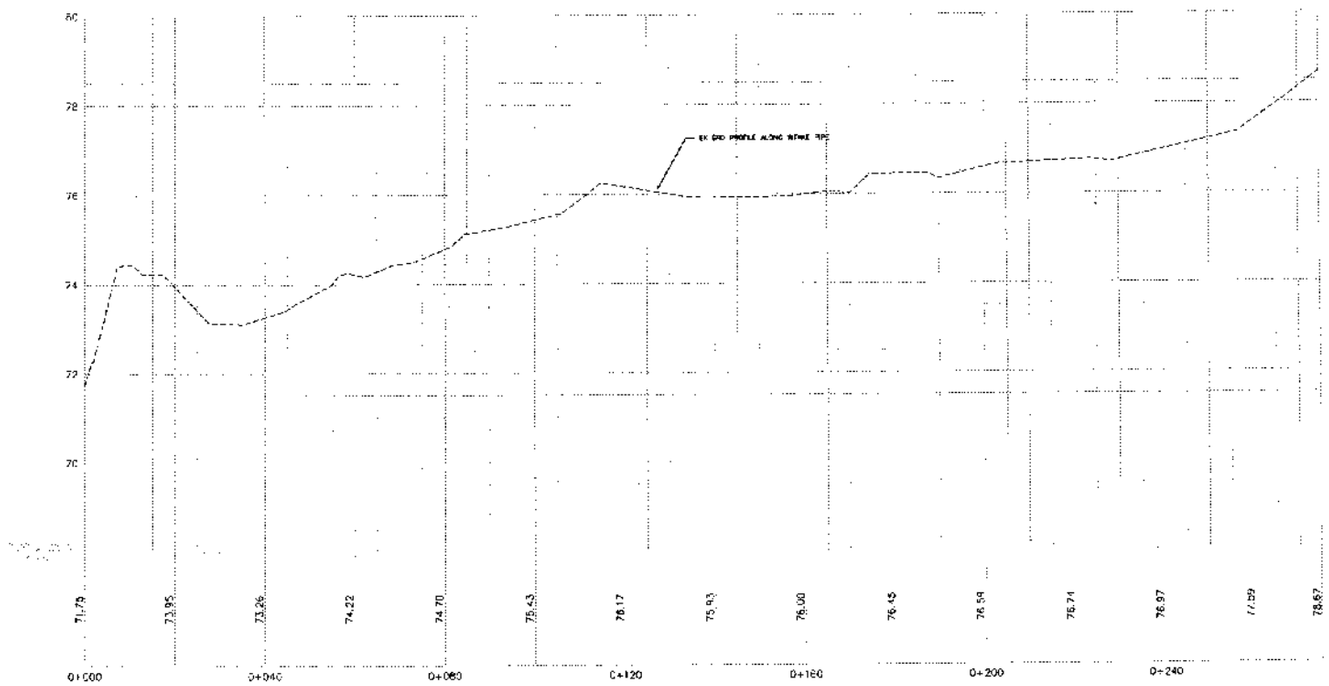

INTAKE PIPE

1. This drawing is the exclusive property of Nuna Burnside Engineering and Construction Limited and the reproduction of any part, without prior written consent of the office is strictly prohibited.

2. The contractor shall verify all dimensions, notify and obtain an info and report any discrepancies or omissions to this office prior to construction.

3. This drawing is to be read and understood in conjunction with all other plans and documents applicable to this project.

4. Do not scale this drawings.

No.	Issue / Revision	Date
1	Client Review and Approval (Detailed Design)	Feb 13, 2006
2	Client Review and Approval (Construction Documents)	Apr 13, 2006

Nuna BURNSIDE

Nuna Burnside Engineering and Construction Ltd.
Box 175, 287 Iqaluit, Nunavut, Canada
Telephone (867) 980-2782 fax (867) 980-2786
15 Smallman, Orangeville, Ontario
Telephone (519) 941-8162 fax (519) 941-8175
email: pilot@nunaburnside.com
web: www.nuna-inc.com

Client:
GOVERNMENT OF NUNAVUT
COMMUNITY AND
GOVERNMENT SERVICES

P.O. BOX 379
POND INLET, NUNAVUT
X0A 0S0

Drawing Title:
WATER RESERVOIR, SEWAGE LAGOON AND LANDFILL IMPROVEMENTS

QIKIQTARJUAQ, NUNAVUT

WATER RESERVOIR AND INTAKE
SECTIONS AND PROFILES SHEET 3

Drawn By:	Checked By:	Drawing No.
C. Pinkham	S. Gilmore	6
Scale: HORZ. 1:500 VERT. 1:50	Project No. N-B 09135	

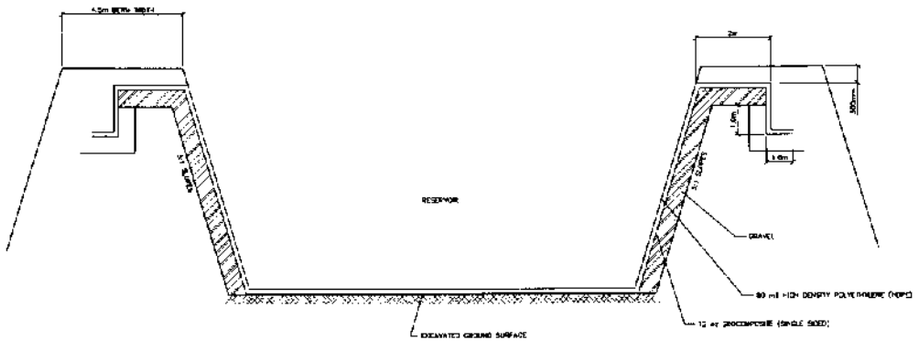

BERM DETAIL

SECTION C–C

NTS

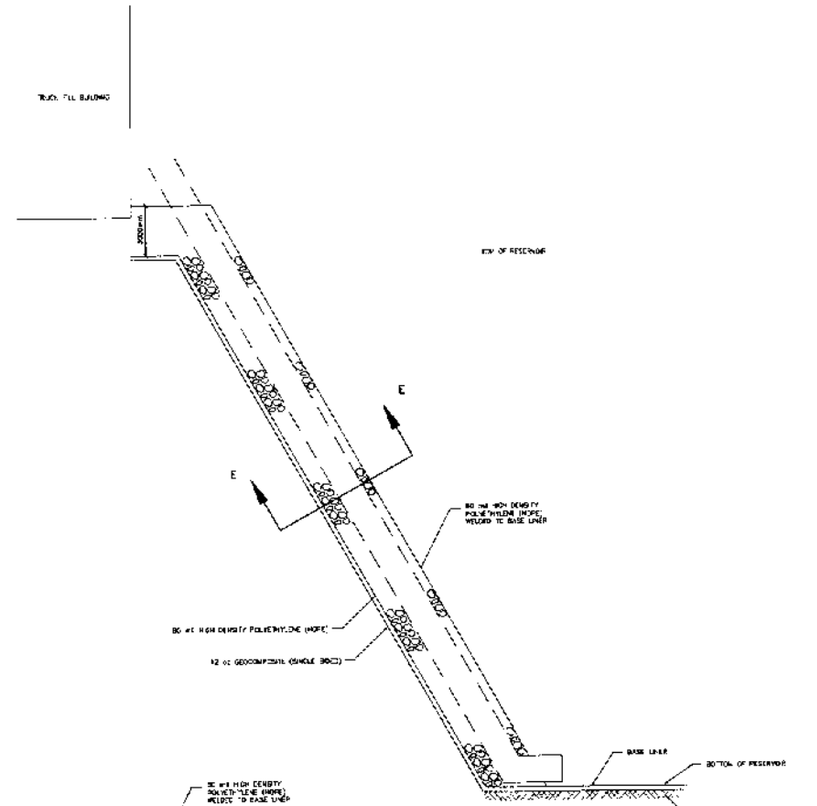

SECTION D–D

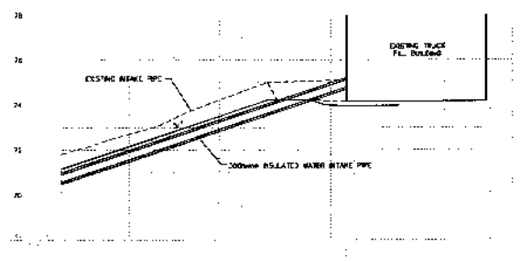

INTAKE PIPE PROFILE

1:100

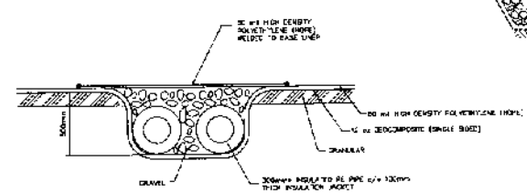

E–E

PROPOSED INTAKE CHANNEL DETAIL

NTS

This drawing is the exclusive property of Nunami Burnside Engineering and Environmental Limited and the reproduction of any part without prior written consent of this office is strictly prohibited.

1. The contractor shall verify all dimensions, levels and datums on site and report any discrepancies or omissions to the office prior to construction.

2. This drawing is to be read and understood in conjunction with all other plans and documents applicable to this project.

3. Do not scale the drawings.

No.	Issue / Revision	Date
1	Client Review and Approval (Detailed Design)	Feb. 10, 2006
2	Client Review and Approval (Construction Documents)	Apr. 13, 2006

BURNSIDE

Nunami Burnside Engineering and Environmental Ltd.
Box 1720, 25 Tech Avenue, Iqaluit (Nunavut), NU
telephone (867) 979-2092 fax (867) 979-2099
13 Tyndall Street, Dorval, Quebec
telephone (514) 631-0042 fax (514) 631-0129
email: iqaluit@burnside.ca
web: www.burnside.ca

Client:
GOVERNMENT OF NUNAVUT
COMMUNITY AND
GOVERNMENT SERVICES

P.O. BOX 379
POND INLET, NUNAVUT
X0A 0S0

Drawing Title:
WATER RESERVOIR, SEWAGE LAGOON AND LANDFILL IMPROVEMENTS

QIKIQTARJUAQ, NUNAVUT

WATER RESERVOIR AND INTAKE DETAILS

Drawn By: K. Nettleton	Checked By: W. Chang	Drawing No. 7
Scale: AS SHOWN	Project No. N-3 09439	

NOTE
APPROX. TOTAL CUT VOLUME = 52,217cu.m.
APPROX. TOTAL FILL VOLUME = 31,413cu.m.

BUILDING DEBRIS/ DERELICT VEHICLES

ACCESS ROAD

TOP OF BERM (2m WIDE)

2:1 SLOPE

TRUCK OFF LOADING PAD

2:1 SLOPE

RESIDENTIAL SOLID WASTE DISPOSAL FACILITY (LANDFILL)

WILDCAT DISCHARGE PLUME, (300mm ø SMOOTH WALLED CULVERT CUT IN HALF)

3:1 SLOPE

TOP OF BERM TO BE LEVEL WITH TOP OF EX. BERM

RIP RAP (EXTEND 3m FROM END OF CULVERT)

EXTEND RIP RAP TO TOE OF SLOPE

OVERFLOW PIPE 300mm P.E.

EX. SEWAGE LAGOON

PROPOSED SEWAGE LAGOON

LAGOON FLOOR ELEV. 67.0

110m

3:1 SLOPE

3:1 SLOPE

EXTENT WING WALLS TO TOP OF SLOPE. EXACT LOCATION TO BE DETERMINED IN FIELD

EFFLUENT DECANT STRUCTURE MANHOLE CHAMBER

RIP RAP

1.5m

3:1 SLOPE

2:1 SLOPE

EFFLUENT DECANT STRUCTURE MANHOLE CHAMBER

OVERFLOW PIPE 300mm ø P.E.

CONCRETE COLLAR COUPLING

300mm ø P.E. DRAIN PIPE (TYP.)

2:1 SLOPE

3:1 SLOPE

2:1 SLOPE

MATCH TO ORIGINAL GROUND

CONCRETE COLLAR COUPLING

300mm ø P.E. DRAIN PIPE (TYP.)

EXFILTRATION BERM (TOP OF BERM 300mm ABOVE ORIGINAL GROUND) BERM TO BE CONSTRUCTED ALONG SIMILAR EXISTING GROUND ELEVATION. EXACT LOCATION OF BERM TO BE CONFIRMED WITH ENGINEER PRIOR TO CONSTRUCTION.

3:1 SLOPE

3:1 SLOPE

LANDFILL ACCESS ROAD

1. This drawing is the exclusive property of Nuna Burnside Engineering and Environmental Ltd. and the reproduction of any part without prior written consent of this office is strictly prohibited.

2. The contractor must verify all dimensions, levels, and datums on site and report any discrepancies or omissions to this office prior to commencement.

3. This drawing is to be read and interpreted in conjunction with all other plans and documents applicable to this project.

4. Do not scale this drawing.

No.	Issue / Revision	Date
1	Client Review and Approval (Detailed Design)	Feb 10, 2006
2	Client Review and Approval (Construction Documents)	Apr 13, 2006

Nuna BURNSIDE

Nuna Burnside Engineering and Environmental Ltd.
Box 175, 2275nd Avenue, Pond Inlet, NU
Iqaluit/Nuna (867) 975-2302 Fax (867) 975-2303
11 Yonge Street, Orangeville, Ontario
Toronto (519) 941-0240 Fax (519) 941-4153
e-mail: info@nunaburnside.com
web: www.nunaburnside.com

Client: GOVERNMENT OF NUNAVUT
COMMUNITY AND GOVERNMENT SERVICES

P.O. BOX 379
POND INLET, NUNAVUT
X0A 0S0

Drawing Title: WATER RESERVOIR, SEWAGE LAGOON AND LANDFILL IMPROVEMENTS

BROTAR LAKE, NUNAVUT

SEWAGE LAGOON PLAN

Drawn By: J. Pangui
Checked By: M. Orlers / H. Fanner
Scale: 1:500
Project No.: N-D 09436
Drawing No.: 8

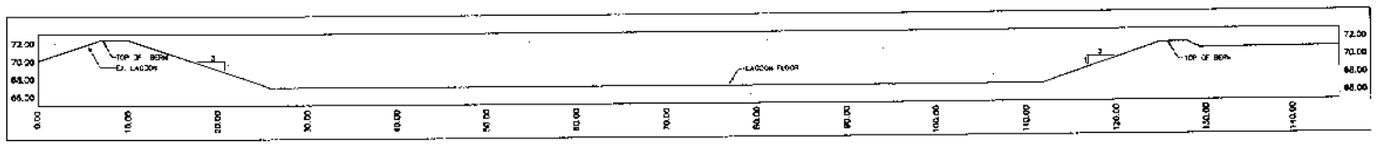

A SECTION A-A

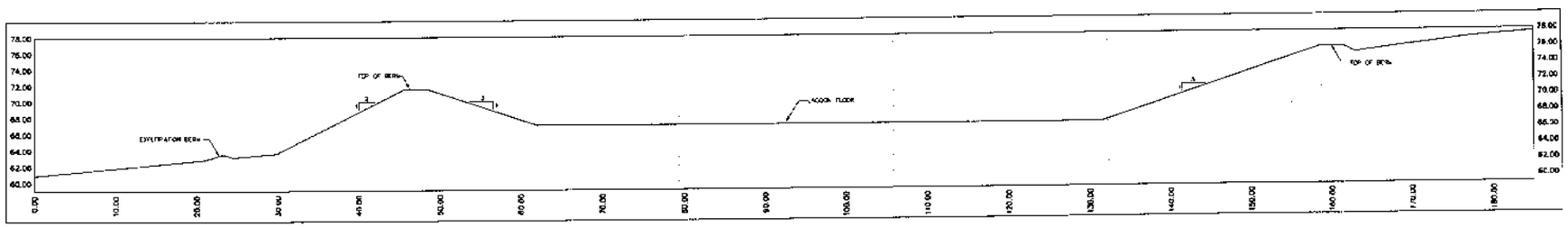

B SECTION B-B

1. This drawing is the exclusive property of Nunavut Burnside Engineering and Environmental Ltd. and are the reproduction of any part without prior written consent of this office or similar provision.

2. The contractor shall verify all dimensions, levels and datums or sites and report any discrepancies or omissions to this office prior to construction.

3. This drawing is to be read and interpreted in conjunction with all other issued and documents applicable to this project.

4. Do not scale the drawings.

No.	Issue / Revision	Date
1	Client Review and Approval (Detailed Design)	Feb 10, 2006
2	Client Review and Approval (Construction Documents)	Apr 13, 2006

Nunavut Burnside Engineering and Environmental Ltd.
Box 1275, 25 Tech Avenue, Baffin Isle, NU
telephone (867) 645-2702 fax (867) 645-2745
13 Tuktoyaktuk Crescent, Yellowknife, Northwest Territories
telephone (867) 873-2243 fax (867) 873-4557
email info@nunavutburnside.com
web www.nunavutburnside.com

GOVERNMENT OF NUNAVUT
COMMUNITY AND
GOVERNMENT SERVICES

P.O. BOX 373
POND INLET NUNAVUT
X0A 0S0

Drawing title: SEWAGE LAGOON AND LANDFILL IMPROVEMENTS
SIKOTARJUAQ, NUNAVUT
SEWAGE LAGOON SECTIONS

Drawn By: L. Randall	Checked By: M. Ottens / M. Poirier	Drawing No. 9
Scale: 1:250	Project No. NB-0 09430	

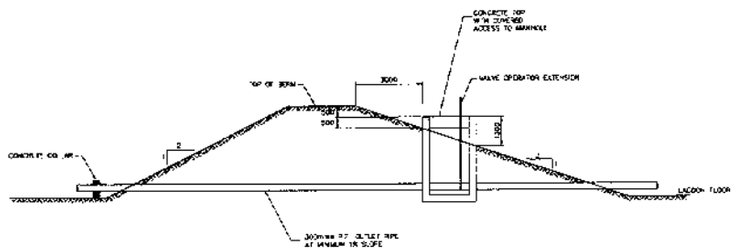

TYPICAL LAGOON OUTLET DETAIL

N.T.S

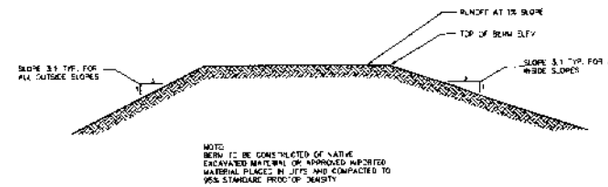

TYPICAL BERM CONSTRUCTION

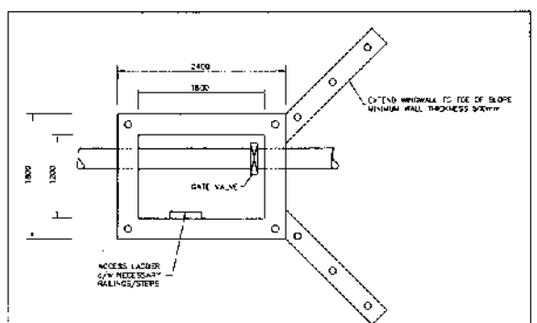

MANHOLE CHAMBER
TOP VIEW

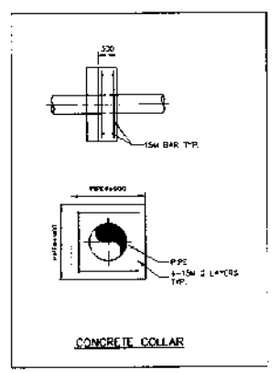

CONCRETE COLLAR

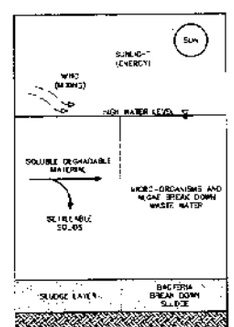

TYPICAL LAGOON SYSTEM

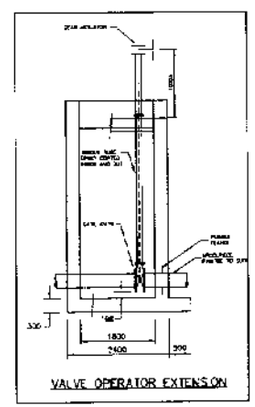

VALVE OPERATOR EXTENSION

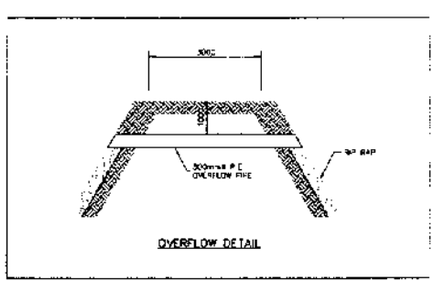

OVERFLOW DETAIL

1. This drawing is the exclusive property of Nuna Burnside Engineering and Environmental Ltd. and the reproduction or any part without prior written consent of this office is strictly prohibited.

2. The contractor must verify all dimensions, levels, and features on site and report any discrepancies or omissions to this office prior to construction.

3. This drawing is to be read and understood in conjunction with all other drawings and documents applicable to this project.

4. Do not scale the drawings.

No.	Issue / Revision	Date
1	Client Review and Approval (Detailed Design)	Feb. 10, 2006
2	Client Review and Approval (Construction Documents)	Apr. 12, 2006

Nuna BURNSIDE

Nuna Burnside Engineering and Environmental Ltd.
Box 175, 35 Tech Avenue, Iqaluit, NU
Telephone (867) 645-2742 Fax (867) 645-2785
73 Tyndall, Gatineau, Quebec
Telephone (819) 561-2242 Fax (819) 561-2129
www.nunaburnside.com

Client: GOVERNMENT OF NUNAVUT
COMMUNITY AND GOVERNMENT SERVICES
P.O. BOX 378
POND INLET, NUNAVUT
X0A 0S0

Drawing Title: WATER RESERVOIR, SEWAGE LAGOON AND LANDFILL IMPROVEMENTS
QIKIQTARJUAQ, NUNAVUT
SEWAGE LAGOON DETAILS

Drawn by: J. Rowdell
Designed by: M. Ottley / M. Fournier
Scale: N.T.S.
Project No: N-C-03435
Drawing No.: 10

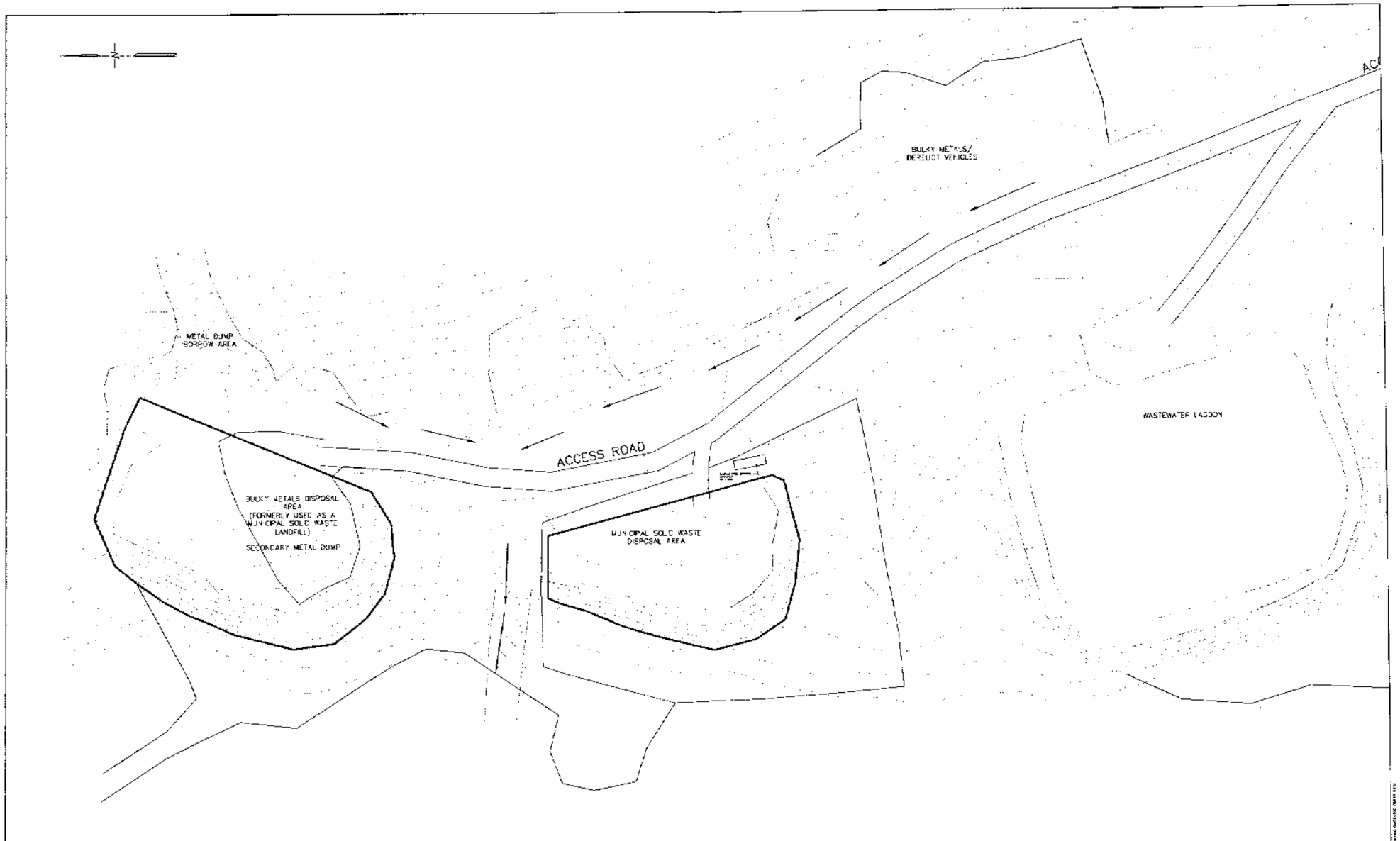

1. This drawing is the exclusive property of Nuna Burnside Engineering and Environmental Limited and its reproduction or in part without prior written consent of this office is strictly prohibited.

2. The contractor shall verify all dimensions, levels, and elevations on site and report any discrepancies or omissions to this office prior to construction.

3. This drawing is to be read and understood in conjunction with all other plans and documents applicable to this project.

4. Do not scale the drawings.

No.	Issue / Revision	Date
1	Client Review and Approval (Detailed Design)	Feb. 8, 2006
2	Client Review and Approval (Construction Documents)	Apr. 13, 2006

LEGEND

- LIMIT OF WASTE
- EXISTING FENCE
- EXISTING SURFACE WATER FLOW DIRECTION

NUNA BURNSIDE

Nuna Burnside Engineering and Environmental Ltd.
Box 120, 35 Tilley Avenue, Iqaluit (Nu), NU
telephone (867) 645-2765 fax (867) 645-2766
11 Vansittart, Orangeville, Ontario
telephone (519) 941-4042 fax (519) 941-4129
email iqaluit@nunaengineering.com
web www.nunaengineering.com

Client:
GOVERNMENT OF NUNAVUT
COMMUNITY AND
GOVERNMENT SERVICES

P.O. BOX 319
POND INLET, NUNAVUT
X0A 0S0

Drawing Title:
WATER RESERVOIR, SEWAGE LAGOON AND LANDFILL IMPROVEMENTS
QIKIQTARJUAQ, NUNAVUT
EXISTING SOLID WASTE DISPOSAL FACILITY (LANDFILL)

Drawn By	Checked By	Drawing No.
K. Friedrich	J. Nuna	11
Scale: 1:200	Project No.: N-2004-38	

N:\PROJECTS\2004\N2004-38\DWG\FINDINGS\ISSUED\N2004-38-FIG11.DWG
Apr 20, 2006 - 9:17am

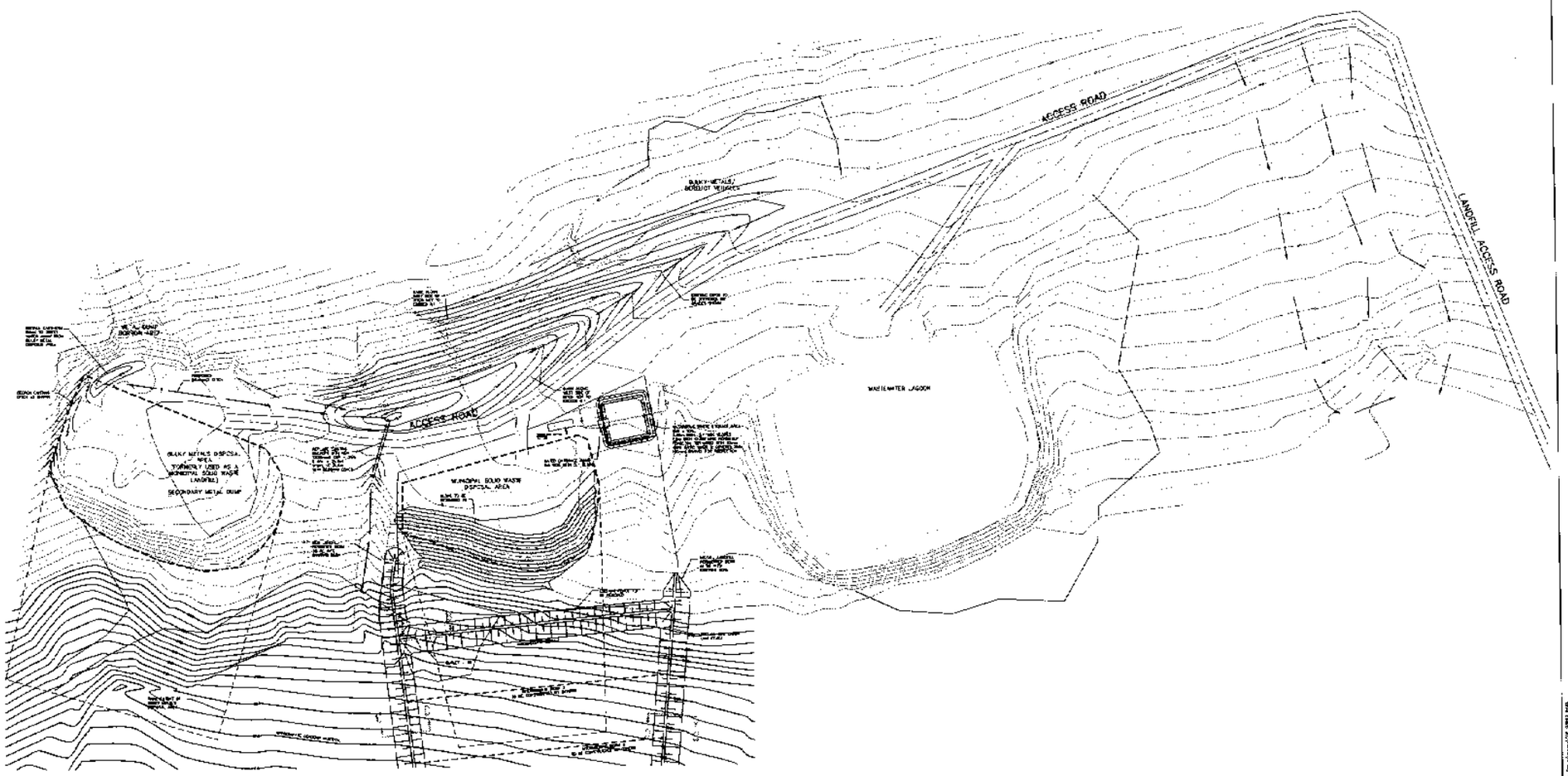

1. This drawing is the exclusive property of Nuna Burnside Engineering and Environmental Limited and its reproduction or use part without prior written consent of Job Office is strictly prohibited.

2. The contractor shall verify all dimensions, levels, and datums on site and report any discrepancies or inaccuracy to this office prior to construction.

3. This drawing is to be read and interpreted in conjunction with all other plans and documents applicable to this project.

4. Do not scale the drawings.

No.	Issue / Revision	Date
1	Client Review and Approval (Detailed Design)	Feb 10, 2006
2	Client Review and Approval (Construction Documents)	Apr 13, 2006

NUNA BURNSIDE

Client:
GOVERNMENT OF NUNAVUT
COMMUNITY AND
GOVERNMENT SERVICES

P.O. BOX 379
POND INLET, NUNAVUT
X0A 0S0

Drawing Title:
WATER RESERVOIR, SEWAGE LAGOON AND LANDFILL IMPROVEMENTS

QIKIQTARJUAQ, NUNAVUT

SOLID WASTE DISPOSAL FACILITY (LANDFILL) UPGRADES

Drawn By	Checked By	Drawing No.
K. Hodgson	J. O'Connor	12
Scale: 1:2500	Project No. 1-1-3259-30	

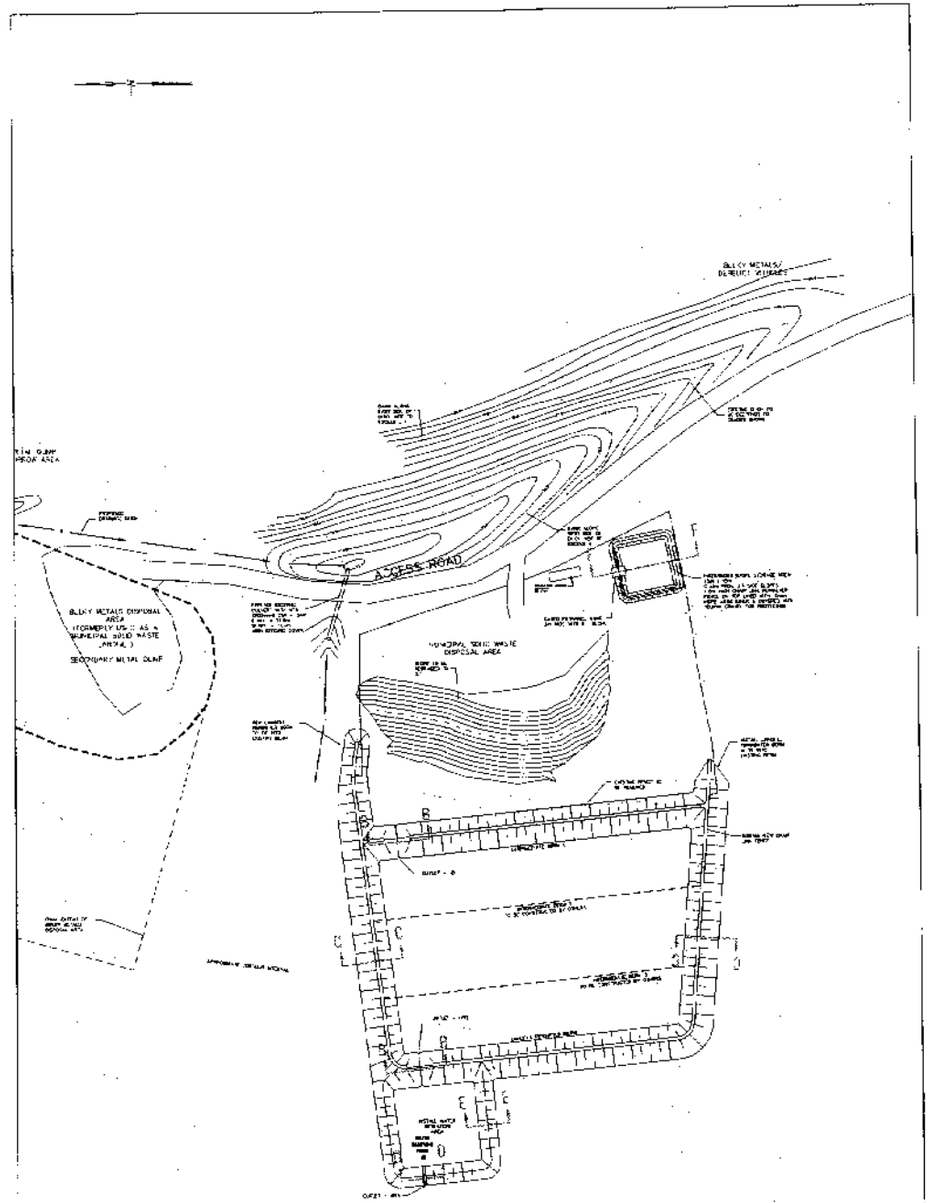
BULKY METALS/
DEBRIS AREA
ACCESS ROAD
BULKY METALS DISPOSAL
AREA
(FORMERLY USED AS A
MUNICIPAL SOLID WASTE
DISPOSAL AREA)
SECONDARY METAL DUMP
MUNICIPAL SOLID WASTE
DISPOSAL AREA
B
C
D
E

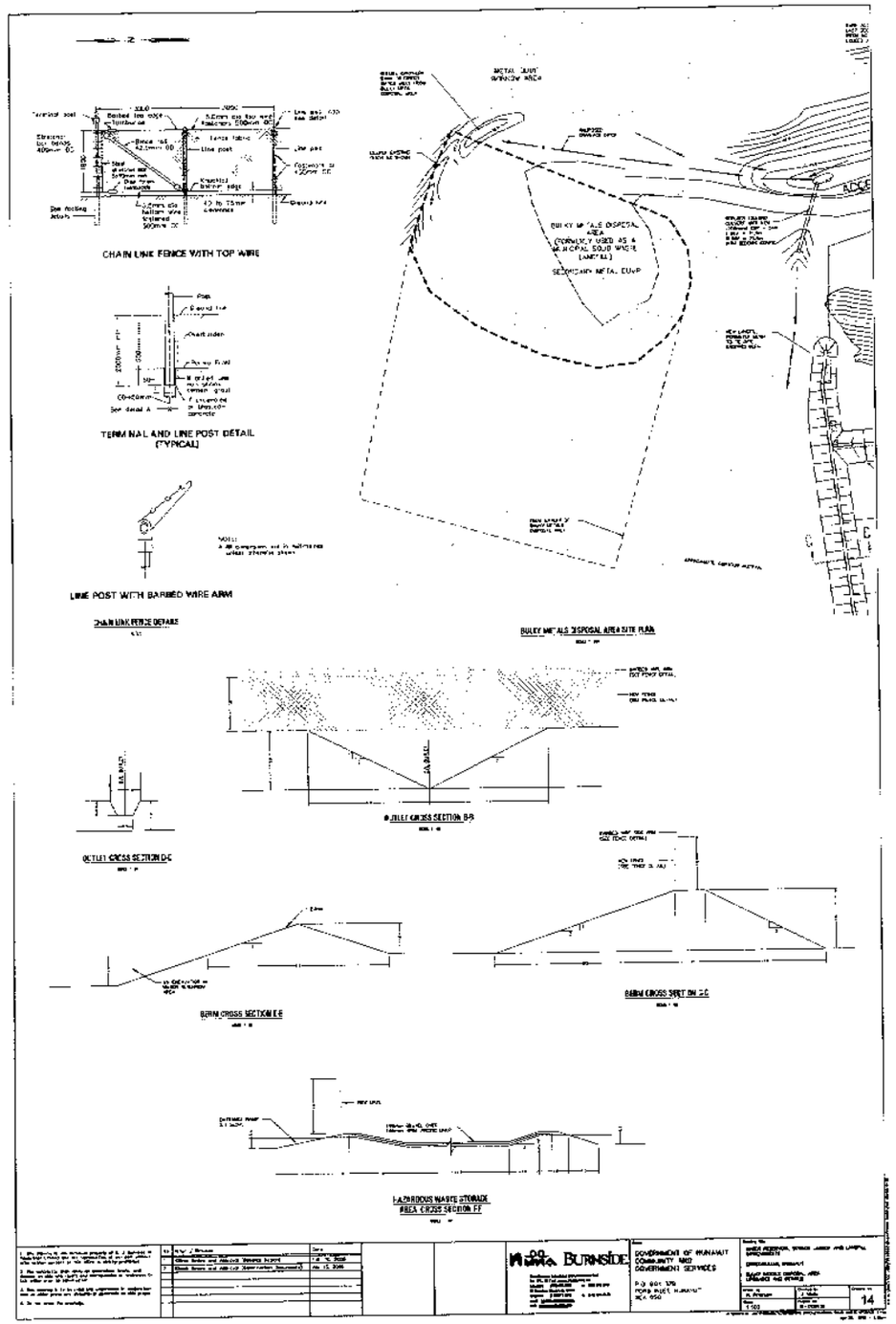
CHAIN LINK FENCE WITH TOP WIRE
TERMINAL AND LINE POST DETAIL (TYPICAL)
LINE POST WITH BARBED WIRE ARM
CHAIN LINK FENCE DETAILS
BULKY METALS DISPOSAL AREA SITE PLAN
BULKY METALS DISPOSAL AREA
(FORMERLY USED AS A MUNICIPAL SOLID WASTE (MMT ALL)
SECONDARY METAL DUMP
ACCESS
OUTLET CROSS SECTION D-D
BULLET CROSS SECTION B-B
BERM CROSS SECTION E-E
BERM CROSS SECTION C-C
HAZARDOUS WASTE STORAGE AREA CROSS SECTION F-F
BURNSIDE
GOVERNMENT OF NUNAVUT
COMMUNITY AND GOVERNMENT SERVICES
14