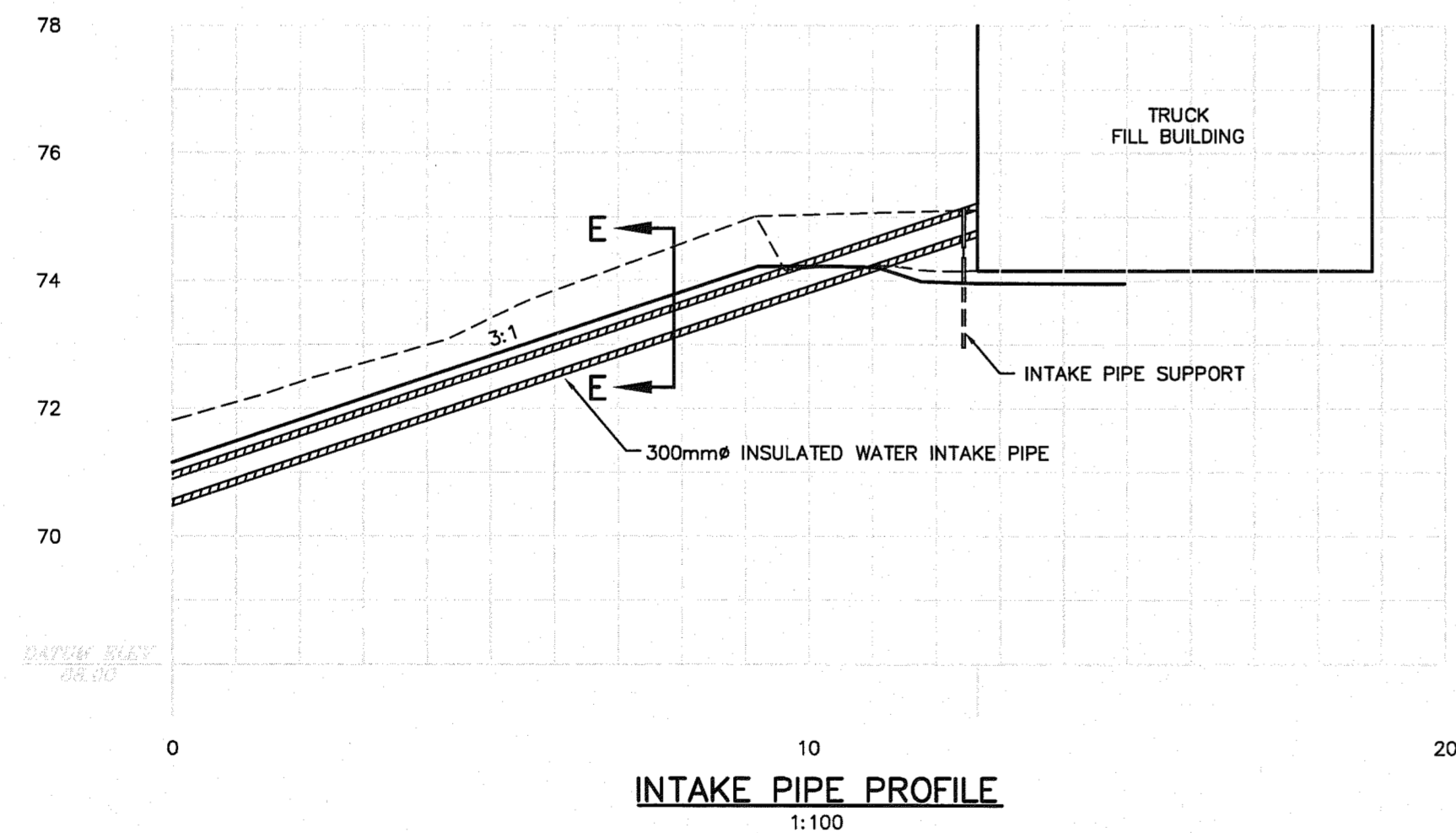
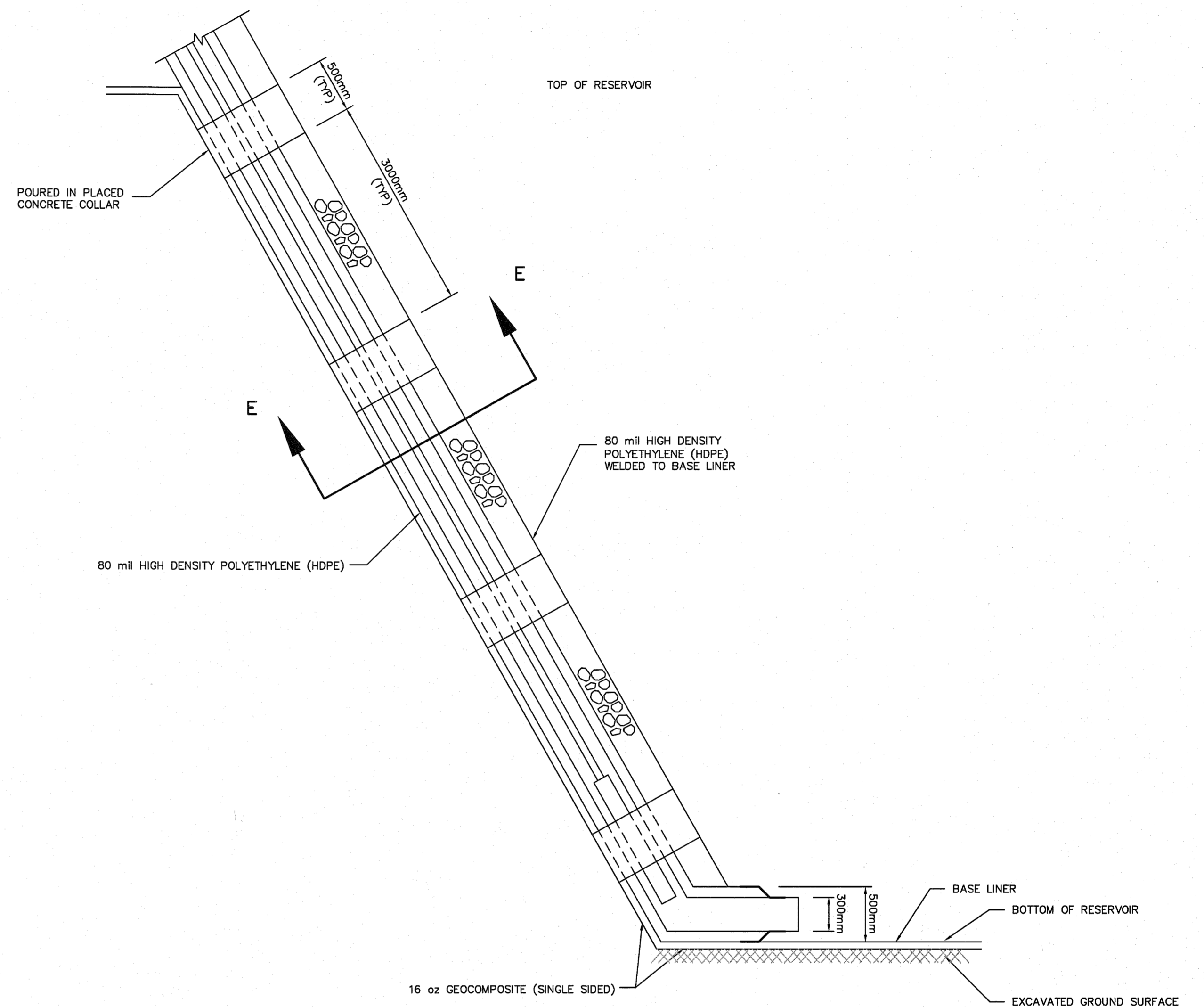


BERM DETAIL

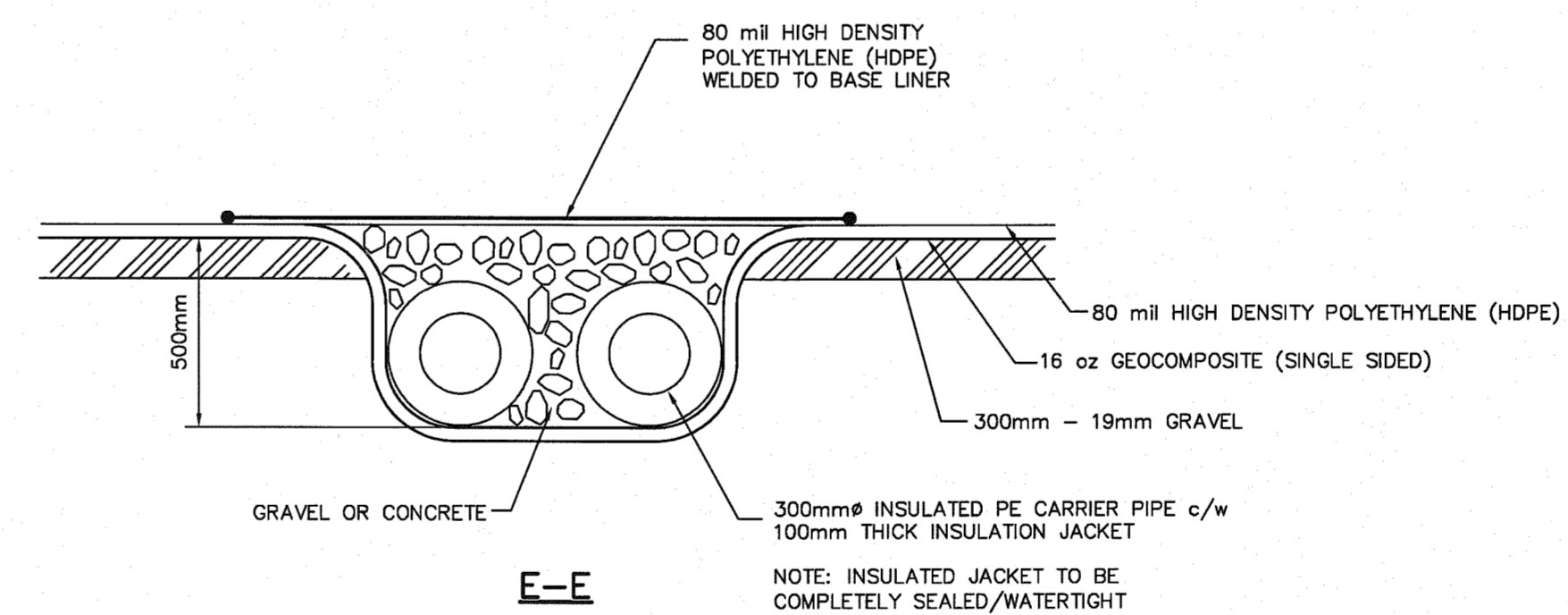
SECTION C-C
NTS



INTAKE PIPE PROFILE
1:100



SECTION D-D
NTS



INTAKE PIPE DETAIL
NTS

1. This drawing is the exclusive property of Nuna Burnside Engineering and Environmental Limited and the reproduction of any part without prior written consent of this office is strictly prohibited.
2. The contractor shall verify all dimensions, levels, and datums on site and report any discrepancies or omissions to this office prior to construction.
3. This drawing is to be read and understood in conjunction with all other plans and documents applicable to this project.
4. Do not scale the drawings.

No.	Issue / Revision	Date
1	Client Review and Approval (Detailed Design)	Feb 10, 2006
2	Client Review and Approval (Construction Documents)	Apr 13, 2006
3	Client Review and Approval (Construction Documents)	May 8, 2006
4	Issued for Tender	Jun 6, 2006
5	As Built	January 2010

AS-BUILT
NOTE: This drawing has been prepared by "Nuna Burnside Engineering and Environmental Ltd." based solely on information provided by a third party that reflects the constructed conditions of the system and is believed to be correct. Those relying on this information are advised to obtain independent verification as to its accuracy before applying it for any purpose.

NUNA BURNSIDE
Nuna Burnside Engineering and Environmental Ltd.
Box 175, 25 Third Avenue, Rankin Inlet, NU
Telephone (867) 645-2782 fax (867) 645-2785
15 Townline, Orangeville, Ontario
Telephone (519) 941-0342 fax (519) 941-8120
email info@nuneburnside.com
web www.nuneburnside.com

Client
**GOVERNMENT OF NUNAVUT
COMMUNITY AND
GOVERNMENT SERVICES**

P.O. BOX 379
POND INLET, NUNAVUT
X0A 0S0

Drawing Title
**WATER RESERVOIR, SEWAGE LAGOON AND LANDFILL
IMPROVEMENTS
QIKIQTARJUAQ, NUNAVUT
WATER RESERVOIR AND INTAKE DETAILS**

Drawn By K. Pridham	Checked By M. O'Hara	Drawing No. 7
Scale AS SHOWN	Project No. N-0 09439	