


The following information is compiled pursuant to the requirements of Part B, Item 1, of Water License **NWB3QIK0106**, issued to the Municipality of Qikiqtarjuaq.

The monthly and annual quantity, in cubic metres, of water pumped from the Tulugak River or reservoir and the monthly and annual quantity of waste discharged to the sewage disposal facilities.

Month being Reported	Water pumped from Tulugak River or reservoir (in m ³)	Sewage disposed of at the sewage disposal facility (approximate amt sewage is not metered)	Amount of bagged sewage disposed of at the sewage disposal facility (# of bags)
January	1429	1315	0
February	1372	1262	0
March	1451	1335	0
April	1409	1296	0
May	1458	1341	0
June	1511	1390	0
July	1432	1317	0
August	1550	1426	0
September	1622	1492	0
October	1685	1550	0
November	1669	1535	0
December	1801	1657	0
Annual Total	18389	16916	0

No major maintenance work was carried out on the water supply or waste disposal facilities:

None




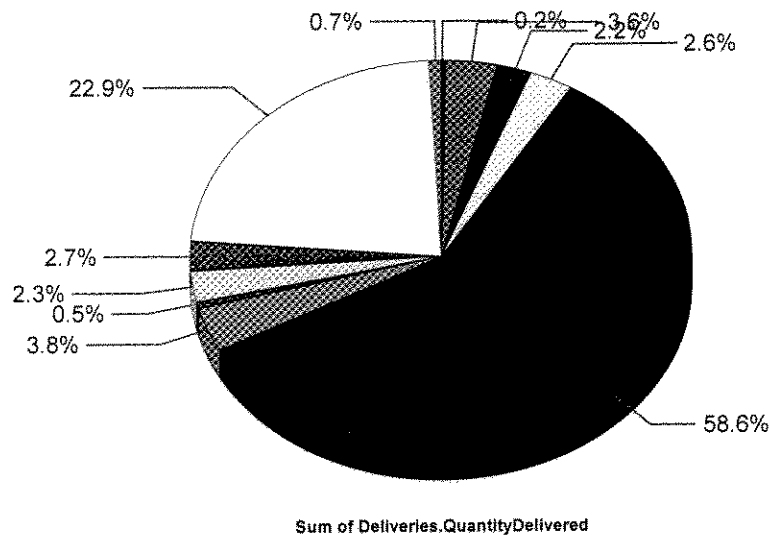
Water Delivered - Summarized By Client Type

Municipality of Qikiqtarjuaq

From: Jan-01-2005 To: Jan-31-2005

Printed On: Aug 23 2004 (At: 11:11:10 AM)

Page: 1



Customer Type

Quantity Delivered

Commercial	2,436.80
Commercial Co-op	50,891.30
Commercial Northern	31,165.40
Full Economic	37,176.60
Full Economic Housing	837,840.70
Full Economic NHC	54,851.50
Full Economic PW	7,722.20
Full Economic RCMP	32,305.20
Local Government	38,117.30
Residential	326,794.00
Residential No Min	10,189.00

Grand Total:

1,429,490.00


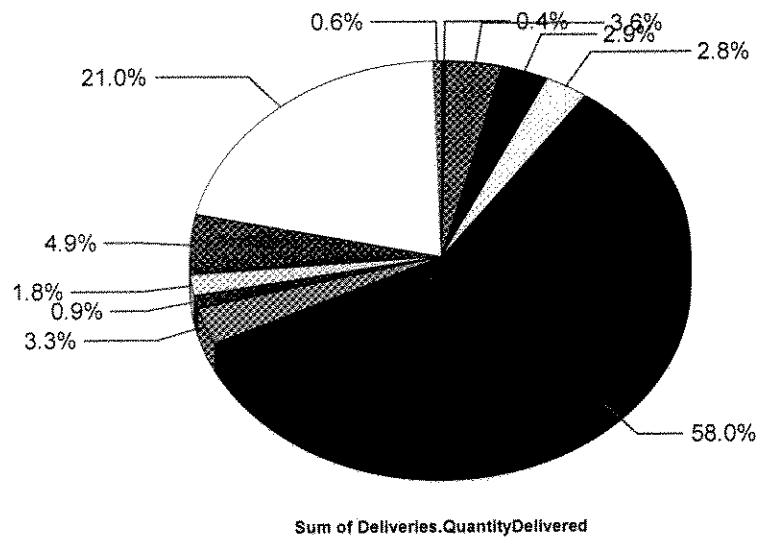
Water Delivered - Summarized By Client Type

Municipality of Qikiqtarjuaq

From: Feb-01-2005 To: Feb-28-2005

Printed On: Aug 23 20(A: 11:30:58A)

Page: 1



Customer Type

Quantity Delivered

Commercial	5,042.60
Commercial Co-op	48,870.30
Commercial Northern	40,430.30
Full Economic	38,977.20
Full Economic Housing	795,200.00
Full Economic NHC	45,176.70
Full Economic PW	12,170.90
Full Economic RCMP	24,341.50
Local Government	66,764.80
Residential	287,471.60
Residential No Min	7,663.20

Grand Total:

1,372,109.10


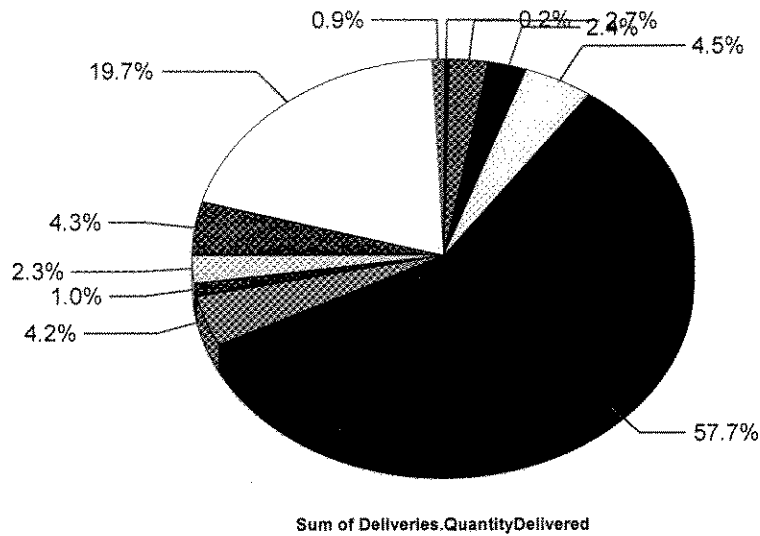
Water Delivered - Summarized By Client Type

Municipality of Qikiqtarjuaq

From: Mar-01-2005 To: Mar-31-2005

Printed On: Aug 23 2006 At: 11:31:48 AM

Page: 1



<u>Customer Type</u>	<u>Quantity Delivered</u>
Commercial	3,205.20
Commercial Co-op	38,795.70
Commercial Northern	35,516.70
Full Economic	65,005.00
Full Economic Housing	837,656.60
Full Economic NHC	61,006.50
Full Economic PW	14,697.00
Full Economic RCMP	33,953.40
Local Government	62,258.30
Residential	286,332.20
Residential No Min	12,379.00
<u>Grand Total:</u>	<u>1,450,805.60</u>


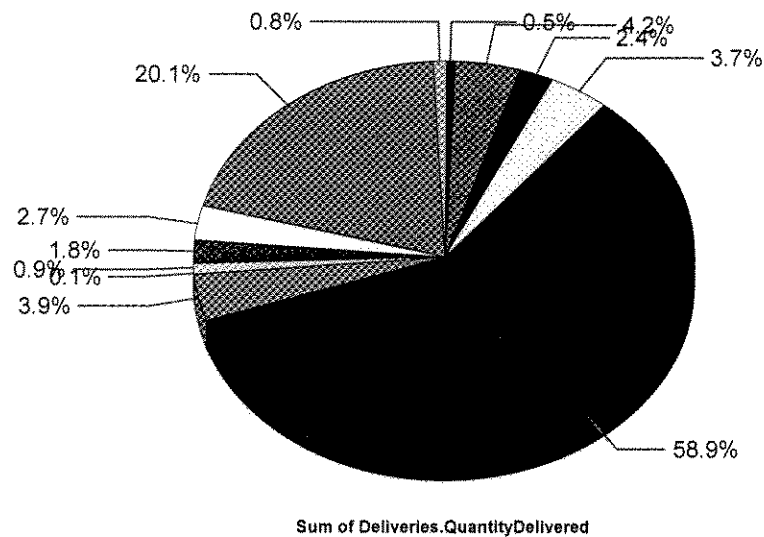
Water Delivered - Summarized By Client Type

Municipality of Qikiqtarjuaq

From: Apr-01-2005 To: Apr-30-2005

Printed On: Aug 23 2005 (At: 11:33:34 AM)

Page: 1



Customer Type

Quantity Delivered

Commercial	6,982.50
Commercial Co-op	58,509.50
Commercial Northern	33,941.50
Full Economic	51,944.40
Full Economic Housing	830,203.70
Full Economic NHC	54,943.40
Full Economic NPC	1,512.20
Full Economic PW	12,098.00
Full Economic RCMP	25,144.60
Local Government	38,532.60
Residential	282,912.50
Residential No Min	11,786.70
Grand Total:	1,408,511.60


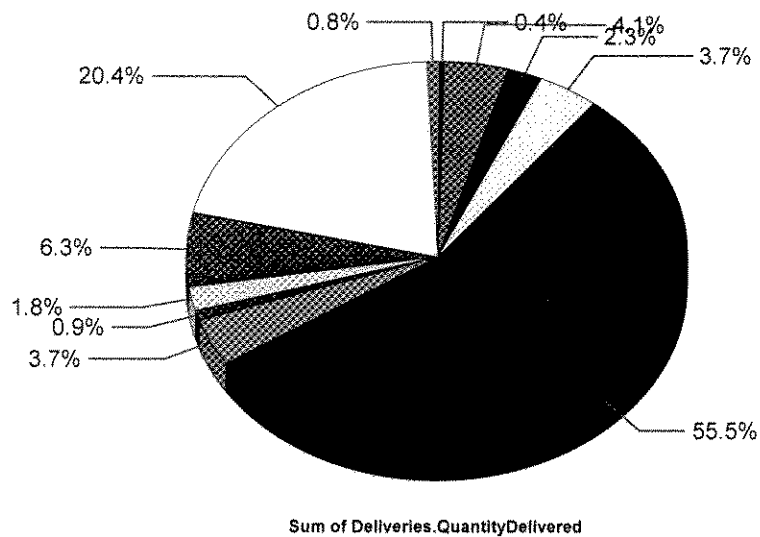
Water Delivered - Summarized By Client Type

Municipality of Qikiqtarjuaq

From: May-01-2005 To: May-31-2005

Printed On: Aug 23 2005 At: 11:33:55 AM

Page: 1



Customer Type

Quantity Delivered

Commercial	5,247.60
Commercial Co-op	59,127.70
Commercial Northern	33,832.70
Full Economic	54,038.80
Full Economic Housing	809,584.80
Full Economic NHC	54,417.50
Full Economic PW	13,346.40
Full Economic RCMP	26,798.00
Local Government	91,425.10
Residential	297,948.00
Residential No Min	12,364.80
Grand Total:	1,458,131.40


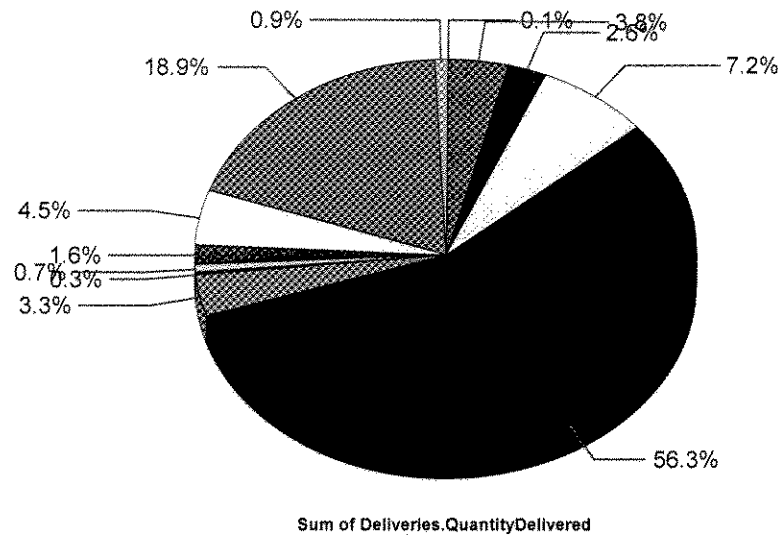
Water Delivered - Summarized By Client Type

Municipality of Qikiqtarjuaq

From: Jun-01-2005 To: Jun-30-2005

Printed On: Aug 23 2006 At: 11:34:22 AM

Page: 1



Customer Type

Quantity Delivered

Commercial	1,173.50
Commercial Co-op	56,763.00
Commercial Northern	39,124.30
Full Economic	108,452.30
Full Economic Housing	850,267.40
Full Economic NHC	49,879.70
Full Economic NPC	4,385.60
Full Economic PW	9,933.20
Full Economic RCMP	24,138.30
Local Government	67,809.00
Residential	285,209.50
Residential No Min	13,438.10
Grand Total:	1,510,573.90


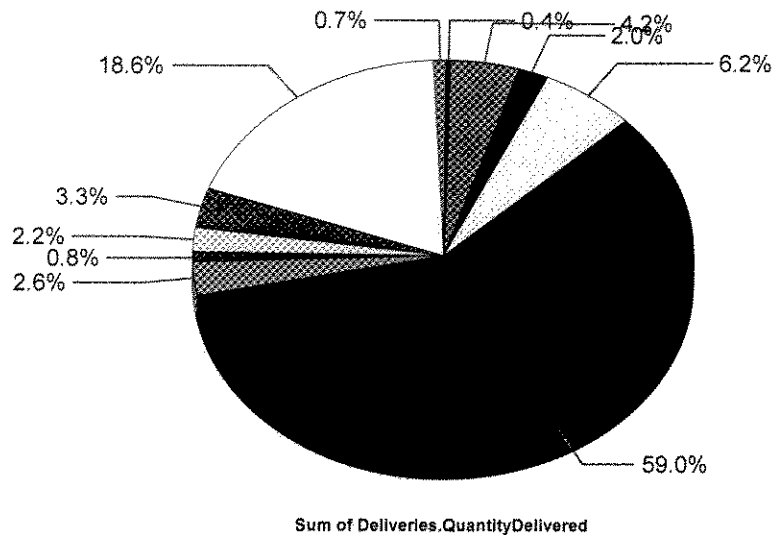
Water Delivered - Summarized By Client Type

Municipality of Qikiqtarjuaq

From: Jul-01-2005 To: Jul-31-2005

Printed On: Aug 23 2005 At: 11:34:52 AM

Page: 1



Customer Type

Quantity Delivered

Commercial	5,219.00
Commercial Co-op	60,659.30
Commercial Northern	27,912.30
Full Economic	88,749.20
Full Economic Housing	844,973.80
Full Economic NHC	37,018.60
Full Economic PW	10,968.70
Full Economic RCMP	31,366.50
Local Government	46,896.90
Residential	266,759.40
Residential No Min	10,575.30
Grand Total:	1,431,099.00


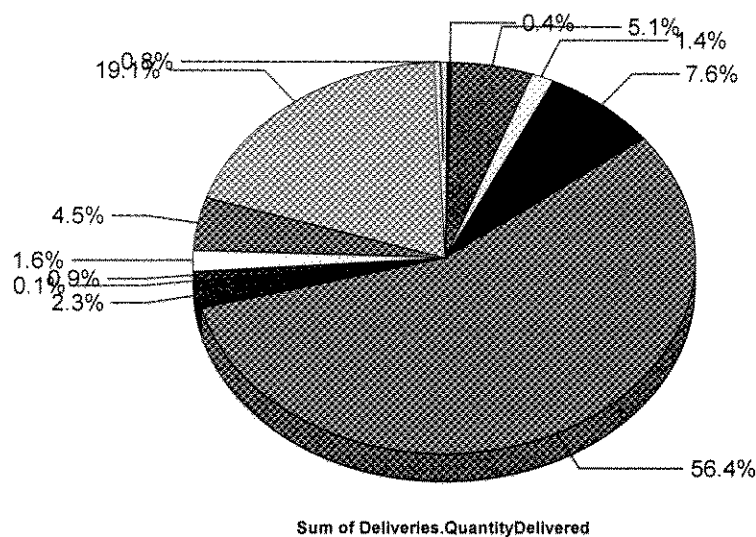
Water Delivered - Summarized By Client Type

Municipality of Qikiqtarjuaq

From: Aug-01-2005 To: Aug-31-2005

Printed On: Aug 23 2005 At: 11:35:15 AM

Page: 1



Customer Type

Quantity Delivered

Commercial	5,918.60
Commercial Co-op	78,321.30
Commercial No Min	0.00
Commercial Northern	21,914.50
Full Economic	117,072.60
Full Economic Housing	873,830.20
Full Economic NHC	35,471.20
Full Economic NPC	1,034.40
Full Economic PW	13,776.50
Full Economic RCMP	24,824.30
Local Government	70,002.80
Residential	296,168.60
Residential No Min	11,766.50

Grand Total:

1,550,101.50


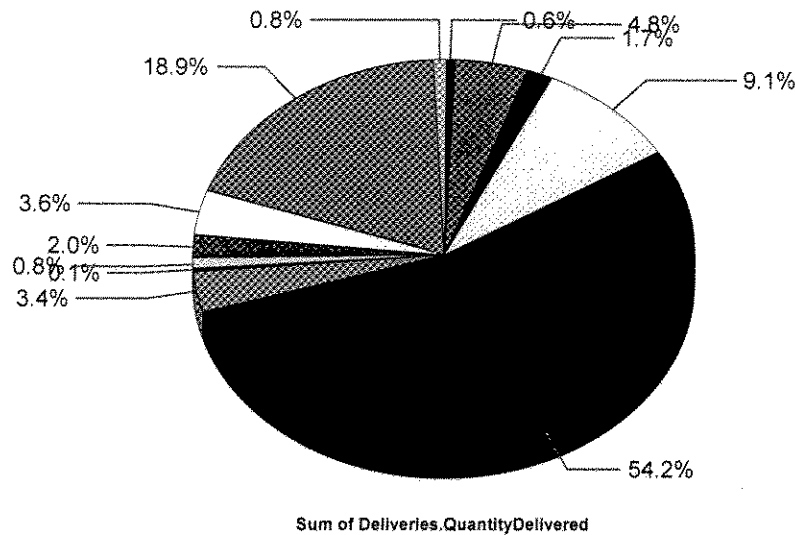
Water Delivered - Summarized By Client Type

Municipality of Qikiqtarjuaq

From: Sep-01-2005 To: Sep-30-2005

Printed On: Aug 23 2006 At: 11:35:39 AM

Page: 1



Customer Type

Quantity Delivered

Commercial	9,139.30
Commercial Co-op	77,606.30
Commercial Northern	27,605.90
Full Economic	147,705.40
Full Economic Housing	878,579.90
Full Economic NHC	54,918.80
Full Economic NPC	1,090.30
Full Economic PW	13,335.90
Full Economic RCMP	33,209.80
Local Government	59,177.50
Residential	306,897.60
Residential No Min	12,777.50
Grand Total:	1,622,044.20


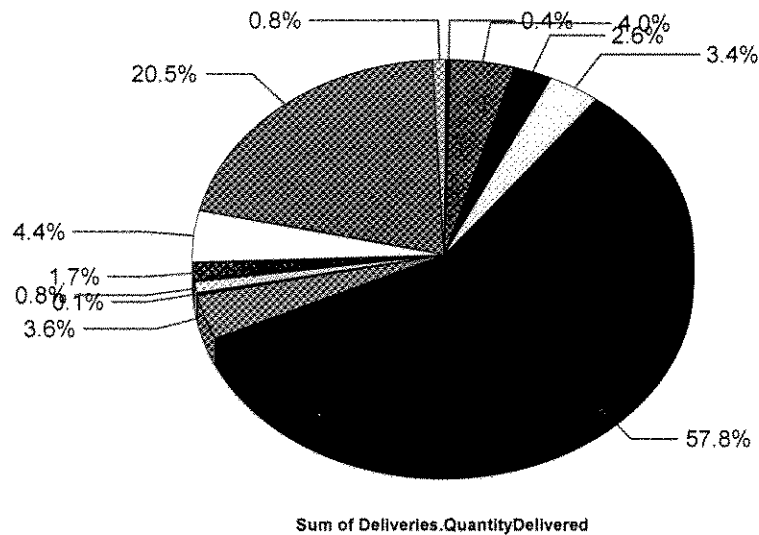
Water Delivered - Summarized By Client Type

Municipality of Qikiqtarjuaq

From: Oct-01-2005 To: Oct-31-2005

Printed On: Aug 23 2006 At: 11:36:06 AM

Page: 1



Customer Type

Quantity Delivered

Commercial	6,719.00
Commercial Co-op	66,767.10
Commercial Northern	43,961.10
Full Economic	56,577.30
Full Economic Housing	973,869.50
Full Economic NHC	60,983.40
Full Economic NPC	1,974.40
Full Economic PW	13,176.90
Full Economic RCMP	29,265.70
Local Government	73,360.40
Residential	345,060.60
Residential No Min	13,006.30

Grand Total:


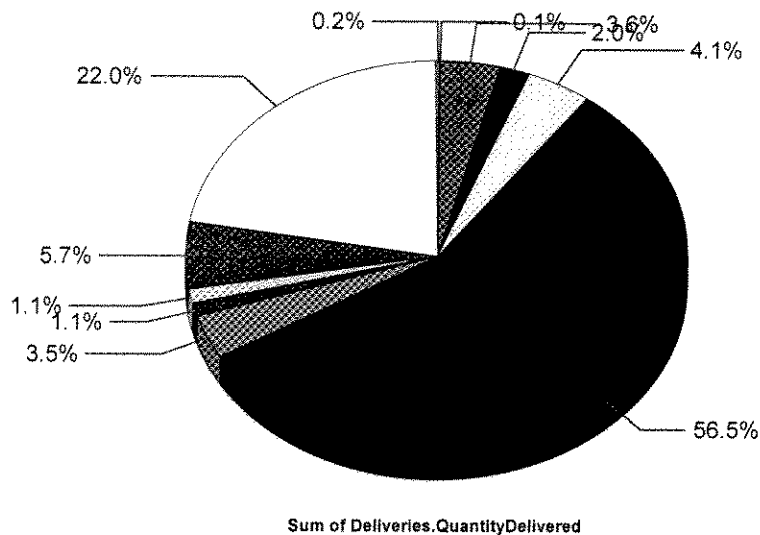
1,684,721.70

Water Delivered - Summarized By Client Type

Municipality of Qikiqtarjuaq
From: Nov-01-2005 To: Nov-30-2005

Printed On: Aug 23 2006 At: 11:36:30 AM

Page: 1



<u>Customer Type</u>	<u>Quantity Delivered</u>
Commercial	2,234.40
Commercial Co-op	60,547.50
Commercial Northern	33,581.10
Full Economic	68,429.50
Full Economic Housing	942,714.00
Full Economic NHC	58,870.00
Full Economic PW	18,322.50
Full Economic RCMP	18,700.70
Local Government	95,482.50
Residential	366,439.50
Residential No Meter	3,723.30
<u>Grand Total:</u>	<u>1,669,045.00</u>


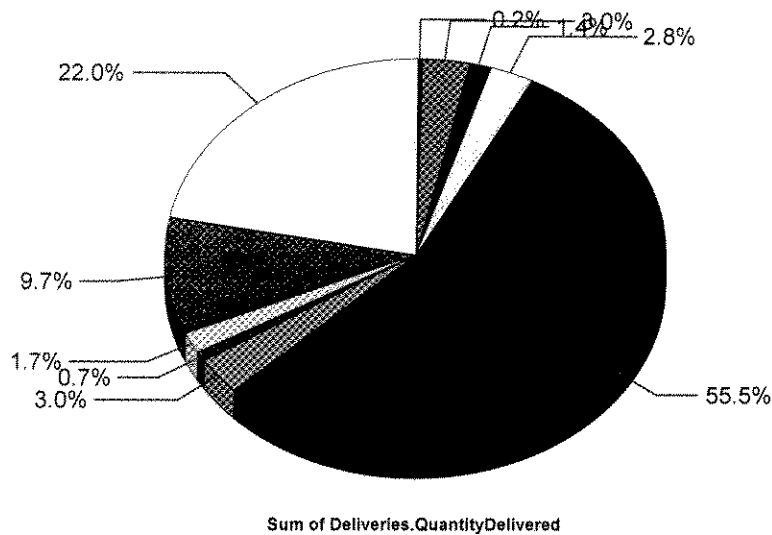
Water Delivered - Summarized By Client Type

Municipality of Qikiqtarjuaq

From: Dec-01-2005 To: Dec-31-2005

Printed On: Aug 23 20(A: 11:10:17A)

Page: 1



Customer Type

Quantity Delivered

Commercial	4,138.50
Commercial Co-op	53,482.20
Commercial Northern	25,197.10
Full Economic	50,425.30
Full Economic Housing	999,453.50
Full Economic NHC	53,326.40
Full Economic PW	13,070.10
Full Economic RCMP	31,509.90
Local Government	174,436.90
Residential	396,373.00
Residential No Min	0.00
Grand Total:	1,801,412.90


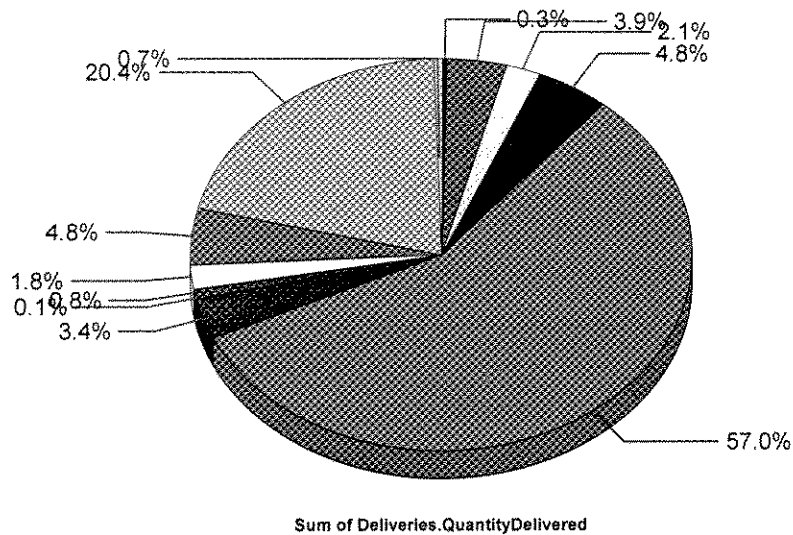
Water Delivered - Summarized By Client Type

Municipality of Qikiqtarjuaq

From: Jan-01-2005 To: Dec-31-2005

Printed On: Aug 23 2006 At: 11:20:33 AM

Page: 1



Customer Type

Quantity Delivered

Commercial	57,457.00
Commercial Co-op	710,341.20
Commercial No Min	0.00
Commercial Northern	394,182.90
Full Economic	884,553.60
Full Economic Housing	10,474,174.10
Full Economic NHC	620,863.70
Full Economic NPC	9,996.90
Full Economic PW	152,618.30
Full Economic RCMP	335,557.90
Local Government	884,264.10
Residential	3,744,366.50
Residential No Min	119,669.70

Grand Total:

18,388,045.90