

ᓄᓲᓲᓲᓲᓲᓲ ᓂᓴᓴᓴᓴᓴ  
MUNICIPALITY OF QIKIQTARJUAQ  
P. O. Box 4  
Qikiqtarjuaq, NU X0A 0B0  
Tel. (867) 927-8832 Fax (867) 927-8120

### 2006 Annual Report to Nunavut Water Board

The following information is compiled pursuant to the requirements of Part B, Item 1, of Water License **NWB3QIK0106**, issued to the Municipality of Qikiqtarjuaq.

The monthly and annual quantity, in cubic metres, of water pumped from the Tulugak River or reservoir and the monthly and annual quantity of waste discharged to the sewage disposal facilities.

> Also fulfils SNP (Part B, Item 1 a, Item 2, & Schedule I C 1 & 2)

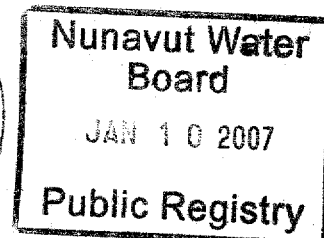
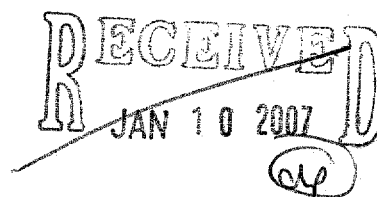
Month being Reported	Water pumped from Tulugak River or reservoir (in m <sup>3</sup> )	Sewage disposed of at the sewage disposal facility (approximate amt sewage is not metered*)	Amount of bagged sewage disposed of at the sewage disposal facility (# of bags)
January	1810	1665	0
February	1612	1483	0
March	1796	1654	0
April	1560	1435	0
May	1821	1674	0
June	1709	1572	0
July	1694	1558	0
August	1795	1651	0
September	1783	1640	0
October	1717	1579	0
November	1719	1581	0
December	1662	1529	0
<b>Annual Total</b>	<b>20678</b>	<b>19024*</b>	<b>0</b>

\*Assumes 8 % loss for domestic use and loss.

No Sewage Solids removed from the lagoon

No major maintenance work was carried out on the water supply or waste disposal facilities:

No unauthorized discharges.





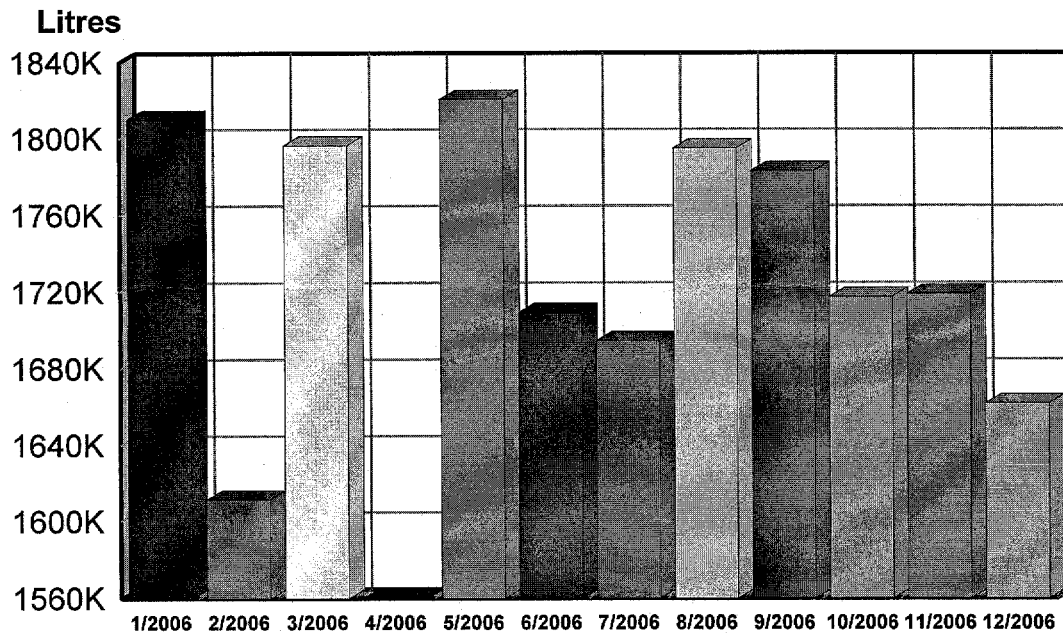
# YTD Water Consumption

## Municipality of Qikiqtarjuaq

For the Date Range: From: Jan-02-2006 To: Dec-31-2006

Printed On: Jan 02 2007 At: 5:37:23 PM

Page: 1



### YTD Water Consumption - Details

Date	Quantity
January	1,810,276
February	1,611,567
March	1,796,425
April	1,560,450
May	1,820,690
June	1,709,207
July	1,694,475
August	1,794,796
September	1,783,081
October	1,717,214
November	1,718,799

## **YTD Water Consumption - Details**

<b><u>Date</u></b>	<b><u>Quantity</u></b>
December	1,661,737
<b>Grand Total</b>	<b>20,678,715.90</b>