



**Environmental Emergency Contingency Plan
Hamlet of Rankin Inlet**

Prepared by

Nuna Burnside Engineering and Environmental Ltd.
Box 175 Rankin Inlet NU X0C 0G0 Canada
15 Townline Orangeville ON L9W 3R4 Canada

December 2008

File No: N-O 14850

The material in this report reflects best judgement in light of the information available at the time of preparation.

Any use which a third party makes of this report, or any reliance on or decisions made based on it, are the responsibilities of such third parties. Nuna Burnside accepts no responsibility for damages, if any, suffered by any third party as a result of decisions made or actions based on this report.

*December 2008***Table of Contents**

Preamble	1
1.0 Introduction	2
1.1 Purpose of Plan	2
1.2 Objectives	2
1.3 Hamlet of Rankin Inlet Environmental Policy	3
2.0 Site Description	4
2.1 Hamlet of Rankin Inlet	4
2.2 Water Supply, Treatment and Distribution, and Storage	4
2.3 Sewage Collection and Treatment	4
2.4 Solid Waste Collection, Storage, and Disposal	5
2.5 Other Hamlet Activities	6
3.0 Spill Response Organization	7
3.1 Spill Response Team	7
3.2 Contact Information	8
4.0 Spill Reporting Procedure	10
4.1 NWT/Nunavut Spill Report Line	10
5.0 Action Plans	12
5.1 Initial Action	12
5.2 Environmental and Human Health Protection and Mitigation Measures – General Procedures	12
5.3 Mitigative Measures: Hydrocarbon Spills	13
5.4 Mitigative Measures: Sewage	14
5.5 Mitigative Measures: Solid Waste	15
5.6 Mitigative Measures: Hazardous Materials	15
5.7 Spill Recovery Assessment	16
6.0 Spill Response Resource Inventory	17
6.1 Additional Personnel Available	17
6.2 Spill Response Equipment Inventory	17
7.0 Training	18
8.0 Annual Review of this Environmental Emergency Contingency Plan	19
9.0 References	20

December 2008

Figures

- 1 Site Location Map
- 2 Community Plan

Appendices

- A Contact Information
- B NWT Spill Report

December 2008

Preamble

This Environmental Emergency Contingency Plan relates to the collection, transportation, storage, and treatment operations associated with sewage and solid waste for the Hamlet of Rankin Inlet, Nunavut. This plan applies to all operations and spill events relating to sewage, solid waste and hydrocarbons (gasoline, oil, and lubricants) in the Hamlet of Rankin Inlet, Nunavut.

An Environmental Contingency Plan is a requirement of the NWB Water License.

The following formal distribution will be made after this document receives approval:

- Hamlet of Rankin Inlet:
 - Mayor and Council
 - Senior Administrative Officer (SAO)
 - Hamlet Operations Staff
 - Fire Department
 - Community Health Centre
 - RCMP Detachment
- Nunavut Water Board.

Additional copies and updates of this plan may be obtained by writing to:

Hamlet of Rankin Inlet
Senior Administrative Officer
Rankin Inlet, Nunavut, X0E 0E0

December 2008

1.0 Introduction

1.1 Purpose of Plan

The impacts of spills can be catastrophic and may threaten or damage the environment, especially water supplies. As such, the Government of Nunavut (GN) requires contingency plans be written and fully implemented. The purpose of this *Environmental Emergency Contingency Plan* is to provide a plan of action for all spills (sewage, solid waste, and petroleum products) that may occur as a result of sewage collection and treatment, and solid waste collection and disposal operations undertaken within the Hamlet of Rankin Inlet, Nunavut.

The Plan also focuses on the health and safety of both workers and the general public.

This *Environmental Emergency Contingency Plan* will assist in implementing corrective options quickly to minimize environmental damage. Furthermore, it defines the responsibilities of key personnel and outlines procedures to effectively and efficiently contain and recover spills of sewage, solid waste, and hydrocarbon products arising from water, sewage, and solid waste; collection, transportation, storage, and treatment operations. It will assist the Hamlet in meeting the regulatory requirements related to reporting events to the appropriate authorities within the prescribed time period.

The Plan should be incorporated into the Hamlet's Environmental Management System (EMS), should one be established by the Hamlet as suggested by the Nunavut Water Board.

1.2 Objectives

The objectives of this Emergency Contingency Plan are to:

- Ensure the health and safety of workers and the general public
- Provide a plan including procedures so that the Hamlet and their Spill Response Team can rapidly respond to a spill situation and minimize injury to individuals and environmental damage
- Comply with all existing regulations
- Cooperate with other groups and agencies
- Be prepared and able to provide an integrated team approach with all involved departments and agencies

December 2008

- Keep staff, government officials, and Hamlet residents informed.

1.3 Hamlet of Rankin Inlet Environmental Policy

It is the policy of the Hamlet of Rankin Inlet to fully comply with all applicable legislation to ensure the protection of the environment in the territory of Nunavut. The legislation includes, but is not limited to:

- Nunavut Safety Act
- Environmental Protection Act, Section 34 – Spill Contingency Planning and Reporting Regulations
- Nunavut Waters and Nunavut Surface Rights Tribunal Act.

The Hamlet will cooperate with other groups committed to protecting the environment and shall ensure that Hamlet employees, regulatory authorities, and the public are informed on the policies and procedures developed to help protect the environment and the citizens of the Hamlet of Rankin Inlet.

December 2008

2.0 Site Description

2.1 Hamlet of Rankin Inlet

This *Environmental Emergency Contingency Plan* is to be implemented within the Municipal boundaries of the Hamlet of Rankin Inlet, Nunavut.

The Hamlet of Rankin Inlet is located on Rankin Inlet, on the west coast of Hudson Bay. It is 96-air km southwest of Chesterfield Inlet and 1088 air km east of Yellowknife, at 62° 49'N latitude and 92° 05' W longitude (Figure 1). The Hamlet has been growing substantially in the past 10 years. Economic activities now include government, commercial fishing, transportation/communications, carvings/handicrafts, trapping, hunting, and tourism. The community has a population of approximately 2,358 residents.

2.2 Water Supply, Treatment and Distribution, and Storage

In the Hamlet most of the buildings are serviced with water by the Utilidor system. Only a small area of the Hamlet is supplied by trucked water. The community draw its water from the Nipissar Lake, located 2 km northwest of the Hamlet. Water from the Nipissar Lake pumphouse is pumped to the community through a shallow buried insulated main, which operates year-round. The supply line passes through the Williamson Lake pumphouse where most of the water is chlorinated in the bottom of the water storage tanks adjacent to the pumphouse. The large tanks are used for storage of water in the case of a fire. A small portion of the water is heated in the Nipissar Lake heat exchanger in the Williamson Lake pumphouse and then pumped back through the return line. Most of the heated water arriving in the Nipissar pumphouse is injected back into the supply line. Some of the heated water is bled into the Nipissar Lake intake casings to prevent freezing of the intake lines. The heat for the distribution water is produced by two fuel oil fired boilers. The heated water circulates through the Town heat exchanger, which in turn heats water for injection into the distribution header.

Potential environmental emergencies include:

- Chlorine spill
- Fuel spill.

The water supply system is operated by the Government of Nunavut on behalf of the Hamlet. It is operated under NWB License NWB3GRA0207.

2.3 Sewage Collection and Treatment

Most of the Hamlet is connected to sanitary sewer services and similar to the water supply. A few homes are not on the system and require the use of an individual water

December 2008

and sewage services. Sewage is collected by vacuum truck, and transported to a Sewage Treatment Facility operated by the Government of Nunavut. All other sewage is directed to the Sewage Treatment Facility by sanitary sewers. At the Sewage Treatment Facility the sewage undergoes primary treatment before being discharged into the bay. Potential environmental emergencies include:

- House tank spill
- Tank truck spill
- Spill/discharge of untreated or partially treated sewage from the sewage system.

Like the water system the sewage system is operated by the Government of Nunavut on behalf of the Hamlet.

2.4 Solid Waste Collection, Storage, and Disposal

The Hamlet of Rankin Inlet provides regular solid waste pickup for the Community's residents, businesses, and institutions. Solid waste is collected once per week by a three-person crew using a 1995 15 m³ packer truck. Prior to pickup, waste is placed in a 205 L drums in front of each home. During the last week of June the community participates in the annual spring clean up. The current solid waste management site (55,000 m²) is located 1 km southeast of the community on sloping land. Bulky wastes are stored in the margins of the site. Used oil is used as fuel in a waste oil furnace.

A new landfill has been constructed and is located 6.0 km from the community's centre. The landfill has total waste area of 90,467m² and a lay down area of 11,000 m². The lay down area is split up in sections to deal with specific waste types that should be segregated from the general waste. These areas are identified by signs and include areas for animal carcasses, hazardous waste, metal bulky waste, non-metal bulky waste and sewage screenings.

Potential environmental emergencies include:

- Fuel spill
- Discharge of impacted surface water
- Fire
- Leachate seeps
- Hazardous waste spill.

Solid Waste Management is administered by the Hamlet under NWB Water License NWB3RAN0207.

December 2008

2.5 Other Hamlet Activities

Other activities in the Hamlet that are not part of the NWB License, but could be an environmental emergency includes:

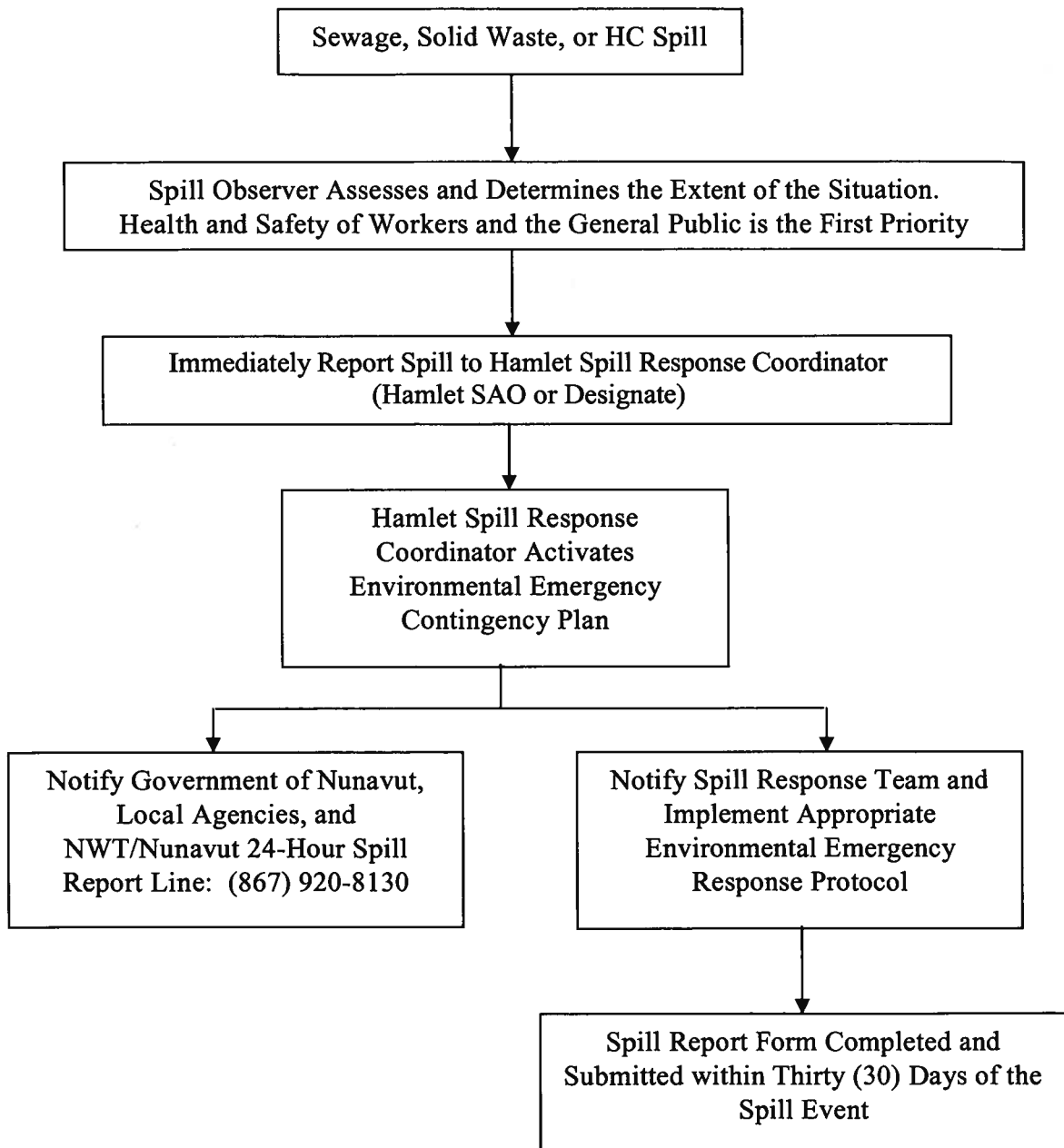
- Household fuel tank spill
- Fuel oil delivery truck spill
- Bulk fuel spill at tank farm
- Aircraft fuel spill
- Boat/barge fuel spill
- Contaminated water run-off from fire fighting activities.

The responses to these emergencies follow the same sequence of action. In all situations, the health and safety of workers and the public is the first priority.

December 2008

3.0 Spill Response Organization

The following is a flow chart to illustrate the sequence of events that must be followed in the event of a sewage, solid waste, or HC (hydrocarbon) spill occurring during supply, distribution, collection, transportation, storage, and treatment operations:



Emergency Response Flow Chart

December 2008

3.1 Spill Response Team

The Hamlet Senior Administrative Officer (SAO) or his/her Designate will serve as the Spill Response Coordinator for the Hamlet in the event of a sewage or HC spill during collection, transportation, storage, or treatment operations. The SAO of the Hamlet of Rankin Inlet will appoint and train appropriate personnel to make up the Spill Response Team, which normally consist of the following personnel:

- Spill Response Coordinator (Hamlet SAO or Designate)
- Hamlet Public Works Personnel.

The responsibilities of the Spill Response Coordinator are as follows:

1. Assume complete authority over the spill scene and coordinate all personnel involved
2. Control access, and ensure the health and safety of workers and the general public
3. Evaluate the spill situation and develop an overall plan of action
4. Activate the *Environmental Emergency Contingency Plan* for the Hamlet of Rankin Inlet
5. Immediately report the spill to the NWT/Nunavut 24-Hour Spill Report Line at (867) 920-8130, and other applicable regulatory or assistance agencies
6. Provide regulatory agencies with information regarding the status of the clean-up activities
7. Act as a spokesperson on behalf of the Hamlet of Rankin Inlet with regulatory agencies, the public, and the media
8. Prepare and submit a report on the spill incident to regulatory agencies within 30 days of the event
9. Obtain the assistance of regulatory agencies, consultants, and/or contractors with the skills and equipment to deal with emergency situations deemed to be beyond the capabilities of Hamlet staff.

3.2 Contact Information

A complete listing of contact information, including telephone numbers of standard regulatory agencies, Hamlet personnel, and assistance agencies who may be contacted to

December 2008

supply resources, expertise, and advice needed to deal with a spill emergency is included in Appendix A.

December 2008

4.0 Spill Reporting Procedure

The Spill Response Coordinator must be notified immediately by any individual who is aware of any spill either by phone, radio, or in person.

The following are the incident reporting procedures once the Spill Response Coordinator activates this Environmental Emergency Spill Contingency Plan:

1. Report spill immediately to the 24-Hour NWT/Nunavut Spill Report Line Phone (867) 920-8130
2. Report immediately to the INAC Manager, Water Resources in Iqaluit at (867) 975-4550
3. Notify Hamlet of Rankin Inlet Fire Department
4. Fill out the NWT/Nunavut Spill Report Form (Appendix B) within thirty (30) days of the spill event occurring.

4.1 NWT/Nunavut Spill Report Line

All spills, as defined in this document, must be reported immediately to the 24-hour NWT/Nunavut Spill Report Line. The following information should be gathered prior to making the call:

- Date and time of spill (if known)
- Location and map coordinates (if known) and direction of flow of spill materials if moving
- Party responsible for spill
- Product/material spilled and quantity estimate
- Cause of spill
- Note whether spill has been contained or if it is still releasing into the environment
- Extent of contaminated area
- Factors affecting spill or recovery, such as weather conditions or terrain
- Note whether spill containment is available
- Action taken or proposed
- If assistance is required
- Possible hazards to individuals, property or environment (e.g. fire, drinking water, fish, wildlife, etc.)
- Health and safety issues.

The information collected should be brief, and rough estimates made to enable the Spill Report Line and the Spill Response Coordinator to assess the situation. The information

December 2008

is similar to that required on the Nunavut Spill Report form that must be completely filled out and submitted within thirty days of the incident. This form is included as Appendix B.

December 2008

5.0 Action Plans

5.1 Initial Action

The instructions to be followed by the first person on the spill scene are as follows:

1. Always be alert, and consider your safety and the safety of others first
2. If possible, estimate the volume of material that has been spilled
3. Assess the hazard of people in the vicinity of the spill
4. If possible, and safety permits, attempt to stop the release of product to minimize potential for environmental impacts
5. Immediately report the spill to the Spill Response Coordinator
6. Resume any effective action to contain, mitigate, or terminate the flow of the spilled material.

5.2 Environmental and Human Health Protection and Mitigation Measures – General Procedures

The environmental protection and mitigation measures outlined in the following sections are to be taken by all personnel responding to a spill event. This will reduce the chance of environmental impairment and health hazards due to a spill, release, or other incident.

The following general clean-up procedures shall apply for all spill areas within the Hamlet:

- Control access to the area, and ensure the health and safety of workers and the general public
- Always wear personal protective equipment (PPE)
- Smoking is prohibited during all spill response activities
- Eliminate all ignition sources
- Contain spills on soil or rock by construction of earthen dykes using available material. If soil is not available, place sorbent materials or a boom in the path of the spill. As the sorbent barrier becomes saturated, continually replace it. Fuel or other liquids lying in pools, or trenches are to be removed with pumps, buckets, or skimmers
- If the ground is snow covered, create snow dykes, and line them with a chemically-compatible liner for containment and recovery of liquid

December 2008

- For fuel spills on water, deploy containment booms, and recovery as much fuel as possible with a work boat and skimmer if less than 1/10th of the area is covered in ice. If the area is frozen, burn fuel spills using igniters
- Apply sorbent materials, if necessary
- Assess potential for disturbance of wildlife, fish, and archaeological sites from spill or clean-up operations
- Notify environmental authorities to discuss available and feasible disposal and clean-up options
- Conduct required clean-up operations
- Assess and appropriately treat any areas disturbed by clean-up activities with laboratory testing
- Ensure that the site has been completely restored. Resume operations, only once all work is finalized and laboratory testing confirmed.

Procedures for containing spills of specific contaminants are provided in the following sections.

5.3 Mitigative Measures: Hydrocarbon Spills

Hydrocarbon spills include gasoline, diesel fuel, hydraulic fluid, lubricating oil and aviation fuel. If possible, and safety permits, stop the flow of product, which is occurring, and eliminate all ignition sources. ***Smoking is prohibited during all spill response activities.***

5.3.1 Hydrocarbon Spill on Soil, Gravel, Rock, or Vegetation

- Build a containment berm using soil material or snow and place a plastic tarp at the foot of the berm easily capture the spill after all vapours have dissipated
- Remove the spill by using absorbent pads or excavating the soil, gravel or snow
- Remove spill splashed on vegetation using particulate absorbent material.

5.3.2 Hydrocarbon Spill On Water

- Use containment boom to capture spill for recovery after vapours have dissipated
- Use absorbent pads to capture small spills
- Use a petroleum skimmer for larger spills.

5.3.3 Hydrocarbon Spill on Ice and Snow

- Build a containment berm around spill using snow
- Remove spill using absorbent pads or particulate sorbent material
- The contaminated ice and snow must be scraped and shovelled into plastic buckets with lids, 205 litre drums, and/or polypropylene bags.

*December 2008***5.3.4 Hydrocarbon Contaminated Material Storage and Transfer**

Soil and gravel contaminated by hydrocarbons should be treated at the on-site landfarm in accordance with normal operating procedures. If necessary, contaminated soil and gravel may be stored temporarily until space becomes available in the landfarm, provided that appropriate measures are taken to prevent the leaching of contaminants into the underlying soil. Larger quantities of soil could be placed on a tarp, and covered if necessary. Small quantities could be stored in labelled drums in the hazardous waste storage area.

As space permits, small quantities of water, ice, snow, vegetation and cleanup supplies contaminated by HC may be stored in labelled drums in the hazardous waste storage facility in accordance with normal operating procedures. If the quantity of contaminated material makes storage in drums unfeasible, the Hamlet shall contact the appropriate regulatory agencies before removing any materials.

5.4 Mitigative Measures: Sewage

If possible, and safety permits, stop the flow of sewage escaping to the environment.

A small spill (truck lead or household tank) is not a significant environmental issue, site control contaminant and clean up can be accomplished without significant concerns. Dilution with water is an effective remedy for any residual.

5.4.1 Sewage Spill on Soil, Gravel, Rock, or Vegetation

- Build a containment berm using soil material or snow and place a plastic tarp at the foot of the berm to easily capture the spill, and to prevent sewage from entering any water body
- Remove the spill by using vacuum trucks or excavating the soil, gravel, or snow.

5.4.2 Sewage Spill into Water

- Use containment boom to capture spill, and pump contaminated water into vacuum trucks
- Deposit contaminated water in the Hamlet sewage treatment facility
- As a minimum, monitor the affected water body by sampling for Biological Oxygen Demand (BOD), Total Suspended Solids (TSS), ammonia (NH₃), and faecal coliforms (FC).

5.4.3 Sewage Spill on Ice and Snow

- Build a containment berm around spill using snow
- Remove spilled sewage and contaminated snow and ice to the Hamlet sewage treatment facility.

*December 2008***5.4.4 Sewage Storage and Transfer**

All contaminated water, ice, snow, soil, and clean-up supplies will be deposited to the Hamlet sewage treatment facility (liquid or frozen liquid) or landfill facility (solid), as appropriate.

5.5 Mitigative Measures: Solid Waste**5.5.1 Solid Waste Spill on Soil, Gravel, Rock, or Vegetation**

- Physically remove the spilled solid waste from the area, and deposit in the approved Hamlet Solid Waste Management Facility.

5.5.2 Solid Waste Spill into Water

- Use containment boom to capture soil waste for recovery
- Physically remove the spilled solid waste from the water, and deposit in the approved Hamlet Solid Waste Management Facility
- Capture any sheen from the water using absorbent pads or skimmer, and deposit any used absorbent pads to the approved Hamlet Solid Waste Disposal facility.

5.5.3 Solid Waste Spill on Ice and Snow

- Build a containment berm around spill using snow
- Physically remove the spilled solid waste and deposit in the approved Hamlet Solid Waste Management Facility.

5.5.4 Disposal

Any solid waste shall be transferred to the approved Hamlet Solid Waste Management Facility.

5.6 Mitigative Measures: Hazardous Materials**5.6.1 Solid Waste Spill on Soil, Gravel, Rock, or Vegetation**

- Physically remove the spilled solid waste from the area, and deposit in the Hamlet Solid Waste Management Facility, Hazardous Waste Storage Area.

5.6.2 Solid Waste Spill into Water

- Use containment boom to capture soil waste for recovery
- Physically remove the spilled solid waste from the water, and deposit in the Hamlet Solid Waste Management Facility, Hazardous Waste Storage Area
- Capture any sheen from the water using absorbent pads or skimmer, and deposit any used absorbent pads to the Hamlet Solid Waste Disposal facility, Hazardous Waste Storage Area.

December 2008

5.6.3 Solid Waste Spill on Ice and Snow

- Build a containment berm around spill using snow
- Physically remove the spilled solid waste and deposit in the Hamlet Solid Waste Management Facility, Hazardous Waste Storage Area.

5.6.4 Disposal

Any solid waste shall be transferred to the Hamlet Solid Waste Management Facility, Hazardous Waste Storage Area.

5.7 Spill Recovery Assessment

In order to determine whether a spill has been successfully remediated, samples of the soil and/or water within the spill containment area and surrounding the area, are to be collected and sent to an accredited Canadian Association of Environmental Analytic Laboratories (CAEAL) laboratory to be analyzed for the chemical parameters contained expected in the spill material. If concentrations of the spill chemicals are not detected, or are at concentrations below the applicable Territorial, Federal, or CCME regulations/criteria, the spill clean-up will be determined a success. Clean-up operations may then cease.

Refer to the Environmental Monitoring Program and Quality Assurance/Quality Control Plan for the Hamlet of Rankin Inlet for a description of sampling protocols and parameters.

Sampling and monitoring results (air, sediments, water, and soil) will be compared to the applicable land use classification of the site (residential, commercial, industrial, etc.), as contained within the Canadian Environmental Quality Guidelines (CCME, 2007). Should NWB license or Nunavut guideline criteria exist that are applicable to the situation, then the most stringent criteria should be followed.

Depending on the nature of the spill or emergency, the material requiring clean-up and handling must be handled and disposed of in accordance to Nunavut Guidelines for Industrial Waste Discharges or General Management of Hazardous Waste.

Refer to the Monitoring Program and Quality Assurance/Quality Control Plan, Hamlet of Rankin Inlet, for directions on obtaining sample bottles, conducting sampling, and laboratory analysis of samples. Refer to the following documents for the handling and disposal of liquid and solid waste within the Hamlet of Rankin Inlet:

- Solid Waste Management Facility Operation and Maintenance (O&M) Plan
- Sewage Treatment Facility Operation and Maintenance (O&M) Plan
- Water Supply Facility Operation and Maintenance (O&M) Plan.

December 2008

6.0 Spill Response Resource Inventory

6.1 Additional Personnel Available

In addition to Hamlet staff, the Rankin Inlet Fire Department is available to assist in spill response and clean-up activities. Personnel from the local RCMP Detachment will be available for securing the site from unauthorized individuals, closing roads, etc. The Community Health Centre has personnel to assist in the treatment of anyone injured during the emergency.

6.2 Spill Response Equipment Inventory

Within the community, there is equipment available to assist in responding to a hazardous materials spill including heavy equipment (i.e. vacuum trucks, dozer, front end loader, and grader), as well as, various hand held tools including shovels. In addition, three spill kits should be available on site during spill incident response operations. Each spill kit should contain the following supplies.

Composition of Spill Kit

	Quantity
• 360 litre polyethylene over pack drum	1
• oil sorbent booms (5" X 10')	6
• oil sorbent sheets (16.5" X 20" X 3/8")	100
• drain cover (36" X 36" X 1/16")	1
• Caution tape (3" X 500')	1
• 1 lb plugging compound	1
• Nitrile gloves (pair)	4
• Safety goggles (pair)	4
• Tyvek coveralls (pair)	4
• instruction booklet	1
• printed disposable bags (24" X 48")	10

Sorbent capacity of each spill kit is 240 litres.

The spill response kits should be stored in the on-site lockers at the hazardous waste storage area provided for this purpose. Some equipment may be stored in other areas throughout the community.

December 2008

7.0 Training

All members of the Spill Response Team should be trained in the safe operation of all machinery and tools to help prevent sewage and hazardous material spills. All employees on site should also be trained for initial spill response. Annual refresher exercises should be conducted to review the procedures of this *Environmental Emergency Contingency Plan* with all members the Spill Response Team, including members of the local volunteer fire department, RCMP Detachment, and Community Health Centre.

Spill Response Team training should include the following aspects:

- Spill awareness and prevention
- Methods of detection
- Types of spills and seasonal considerations
- Reporting procedures and initial responses
- Spill response kit familiarization
- Clean-up and site remediation methods
- Occupational health and safety including proper selection and use of protective equipment.

December 2008

8.0 Annual Review of this Environmental Emergency Contingency Plan

As part of the preparation of the Annual Report to the Nunavut Water Board for the Water License, the Hamlet should review and update the information contained within this plan. The purpose of the update is to ensure all changes to regulations are incorporated into this plan, along with the use of any new technology or method advances, to prevent or stop a spill and to mitigate and/or remediate a spill. This ensures that the plan adapts as the Hamlet grows, to ensure the community is properly prepared in the event of an incident.

Staff training must accompany the use of this document.

Annual refresher training of personnel should be completed after any revisions to this document have been approved. This will familiarize personnel with the updated plan, and to provide a rapid and coordinated response.

December 2008

9.0 References

Canadian Council of Ministers of the Environment (CCME), 2007. *Canadian soil quality guidelines for the protection of environmental and human health: Summary tables*. Updated September, 2007. In: Canadian environmental quality guidelines, 1999, Canadian Council of the Environment, Winnipeg.

Canadian Council of Ministers of the Environment (CCME), 2007. *Canadian Water Quality Guidelines for the Protection of Aquatic Life: Summary table*. Updated September, 2007. In: Canadian environmental quality guidelines, 1999, Canadian Council of the Environment, Winnipeg.

Government of Nunavut, (2002), *Environmental Guideline for Industrial Waste Discharges*.

Government of Nunavut, (2002), *Environmental Guideline of General Management of Hazardous Waste*.

Northwest Territories, (1998). *Spill Contingency Planning and Reporting Regulations*.

Nuna Burnside Engineering and Environmental Ltd. (2008). *Solid Waste Management Facility Operations and Maintenance (O&M), Hamlet of Rankin Inlet*.

Nuna Burnside Engineering and Environmental Ltd. (2008). *Water Supply Facility Operations and Maintenance (O&M), Hamlet of Rankin Inlet*.

Nuna Burnside Engineering and Environmental Ltd. (2008). *Sewage Treatment Facility Operations and Maintenance (O&M), Hamlet of Rankin Inlet*.

Nuna Burnside Engineering and Environmental Ltd. (2008). *Environmental Monitoring Program and Quality Assurance/Quality Control Plan, Hamlet of Rankin Inlet*.

Nunavut Water Board, November 2004. *Guidelines for Spill Contingency Planning*. Gjoa Haven, Nunavut.

Nunavut Water Board, December 2002. *Hamlet of Rankin Inlet Water Licence NWB3GRA0207*. Gjoa Haven, Nunavut.

Nunavut Safety Act.



Figures



Map Reference:
Map Art Publishing

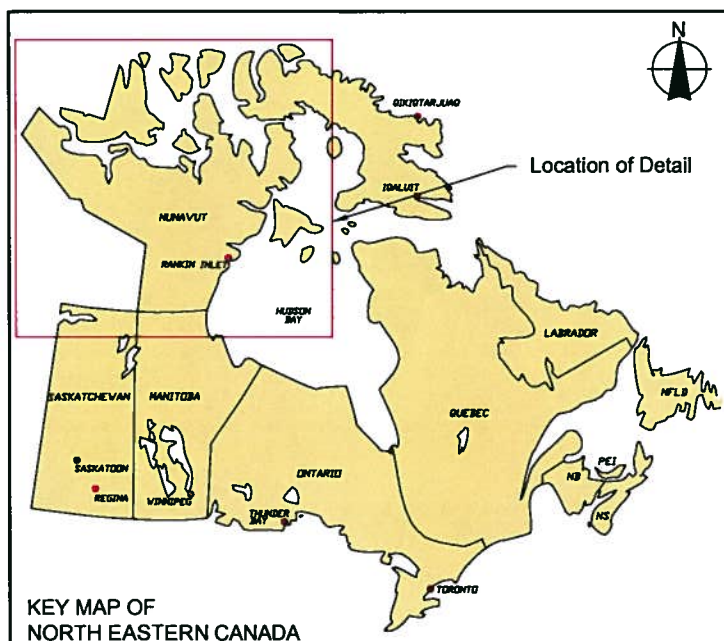


FIGURE 1 - SITE LOCATION MAP

HAMLET OF RANKIN INLET
HAMLET OF RANKIN INLET, NUNAVUT

ENVIRONMENTAL EMERGENCY CONTINGENCY PLAN

December 2008

Project Number: N-O14850

Prepared by: C. Sheppard

Verified by: J. Walls

nuuna BURNSIDE

N-O14850 ENVIRONMENTAL EMERGENCY - HAMLET SL.dwg

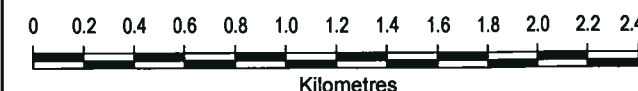


FIGURE 2

HAMLET OF RANKIN INLET
HAMLET OF RANKIN INLET, NUNAVUT
ENVIRONMENTAL EMERGENCY CONTINGENCY PLAN

COMMUNITY PLAN

Satellite Image Source:
Background 2006 satellite image covering the immediate community area obtained from MDA Geospatial Services.
Background colour satellite image covering the area beyond the immediate community obtained from the Google Earth Pro website.



1:30,000
August 2008
Project Number: N-014850

Projection: UTM Zone 15
Datum: NAD83

Prepared by: C. Sheppard

Verified by: J. Walls

ᓄᓂᓂᓂ **BURNSIDE**



Appendix A
Contact Information

Appendix A

Contact Information

Contact	Location	Telephone Number	Fax Number
Hamlet of Rankin Inlet SAO	Rankin Inlet	(867) 645-2895	(867) 645-2146
24-Hour NWT/Nunavut Spill Report Line	Yellowknife	(867) 920-8130	(867) 873-6924
INAC–Water/Wastewater Resources Manager	Iqaluit	(867) 975-4550	(867) 979-6445
Government of Nunavut - Regional Engineer <i>Bryon Purdy</i>	Rankin Inlet	(867) 645-8159	(867) 645-8196
Environment Canada - Inspector	Iqaluit	(867) 975-4644	(867) 979-4594
Fire Department	Rankin Inlet	(867) 645-2525	-
RCMP Detachment	Rankin Inlet	(867) 645-1111	(867) 645-2568
Community Health Centre	Rankin Inlet	(867) 645-8300	(867) 645-8324



Appendix B
NWT Spill Report

A Report Date and Time ፳፻፲፱ ዓ.ም. ጥቅምት ፳፱ ቀን ፳፻፲፱ ዓ.ም.		B Date and Time of Spill(if known) ፳፻፲፱ ዓ.ም. ጥቅምት ፳፱ ቀን ፳፻፲፱ ዓ.ም.		C <input type="checkbox"/> Original Report ፳፻፲፱ ዓ.ም. ጥቅምት ፳፱ ቀን ፳፻፲፱ ዓ.ም. <input type="checkbox"/> Update No. _____ ፳፻፲፱ ዓ.ም. ጥቅምት ፳፱ ቀን ፳፻፲፱ ዓ.ም.		Spill Number ፳፻፲፱	
D Location and Map Coordinates (if known) and Direction (if moving) ሰሜን ፳፻፲፱ ዓ.ም. ጥቅምት ፳፱ ቀን ፳፻፲፱ ዓ.ም. (፳፻፲፱ ዓ.ም.)							
E Party Responsible for Spill (Full Name and Address) ፳፻፲፱ ዓ.ም. ጥቅምት ፳፱ ቀን ፳፻፲፱ ዓ.ም.							
F Product(s) Spilled and Estimated Quantities(provide metric volumes/weights if possible) ፳፻፲፱ ዓ.ም. ጥቅምት ፳፱ ቀን ፳፻፲፱ ዓ.ም.							
G Cause of Spill ፳፻፲፱ ዓ.ም.							
H Is Spill Terminated? ፳፻፲፱ ዓ.ም. ጥቅምት ፳፱ ቀን ፳፻፲፱ ዓ.ም. <input type="checkbox"/> Yes/፳፻፲፱ <input type="checkbox"/> No/፳፻፲፱		I If Spill is Continuing, Give Estimated Rate ፳፻፲፱ ዓ.ም. ጥቅምት ፳፱ ቀን ፳፻፲፱ ዓ.ም.		J Is Further Spillage Possible? ፳፻፲፱ ዓ.ም. ጥቅምት ፳፱ ቀን ፳፻፲፱ ዓ.ም. <input type="checkbox"/> Yes/፳፻፲፱ <input type="checkbox"/> No/፳፻፲፱		K Extent of Contaminated Area (in square metres if possible) ፳፻፲፱ ዓ.ም. ጥቅምት ፳፱ ቀን ፳፻፲፱ ዓ.ም.	
L Factors Affecting Spill or Recovery(weather conditions, terrain, snow cover, etc.) ፳፻፲፱ ዓ.ም. ጥቅምት ፳፱ ቀን ፳፻፲፱ ዓ.ም.				M Containment (natural depression, dykes, etc.) ፳፻፲፱ ዓ.ም. ጥቅምት ፳፱ ቀን ፳፻፲፱ ዓ.ም.			
N Action, if any, taken or Proposed to Contain, Recover, Clean Up or Dispose of Product(s) and Contaminated Materials ፳፻፲፱ ዓ.ም. ጥቅምት ፳፱ ቀን ፳፻፲፱ ዓ.ም.							
O Do You Require Assistance? <input type="checkbox"/> No <input type="checkbox"/> Yes, describe: ፳፻፲፱ ዓ.ም. ጥቅምት ፳፱ ቀን ፳፻፲፱ ዓ.ም.				P Possible Hazards to Persons, Property or Environment e.g. fire, drinking water, fish or wildlife ፳፻፲፱ ዓ.ም. ጥቅምት ፳፱ ቀን ፳፻፲፱ ዓ.ም.			
Q Comments and/or Recommendations ፳፻፲፱ ዓ.ም. ጥቅምት ፳፱ ቀን ፳፻፲፱ ዓ.ም.						FOR SPILL LINE USE ONLY ፳፻፲፱ ዓ.ም. ጥቅምት ፳፱ ቀን ፳፻፲፱ ዓ.ም. Lead Agency ፳፻፲፱ ዓ.ም. ጥቅምት ፳፱ ቀን ፳፻፲፱ ዓ.ም. Spill Significance ፳፻፲፱ ዓ.ም. Lead Agency Contact and Time ፳፻፲፱ ዓ.ም. ጥቅምት ፳፱ ቀን ፳፻፲፱ ዓ.ም. ፳፻፲፱ ዓ.ም. ጥቅምት ፳፱ ቀን ፳፻፲፱ ዓ.ም. Is this file now closed? ፳፻፲፱ ዓ.ም. ጥቅምት ፳፱ ቀን ፳፻፲፱ ዓ.ም.	
Reported By ፳፻፲፱ ዓ.ም.		Position, Employer, Location ፳፻፲፱ ዓ.ም. ጥቅምት ፳፱ ቀን ፳፻፲፱ ዓ.ም.				Telephone ፳፻፲፱ ዓ.ም.	
Reported To ፳፻፲፱ ዓ.ም.		Position, Employer, Location ፳፻፲፱ ዓ.ም. ጥቅምት ፳፱ ቀን ፳፻፲፱ ዓ.ም.				Telephone ፳፻፲፱ ዓ.ም.	