



# HYDROMATIC®

## SKV40

### Submersible Sewage Ejector Pump

Available

- Manual Operation
- Automatic Operation
- Wide Angle (shown)



**Pentair  
Water™**

# SKV40 - Submersible Sewage Ejector Pump

## FEATURES

The Hydromatic SKV40 submersible pump is specifically designed to meet the demands of residential wastewater and sewage applications, and the quality standards of the professional plumber. The 2 inch NPT discharge pump is available with a powerful 4/10 HP motor, in both automatic and manual configurations. The SKV40 can handle capacities up to 78 gallons per minute and heads to 19 feet. The SKV40 heavy-duty cast iron and engineered thermoplastic construction provides durability in rugged applications. The pump's high-capacity, recessed, vortex impeller is threaded to a stainless steel shaft providing long life in demanding applications. The recessed impeller is capable of passing 2 inch spherical solids and lint.

The SKV40's oil-filled motor provides superior cooling and lubrication, allowing the motor to run cool, quiet and trouble-free for years.

This oil-filled design also provides permanent lubrication of the shaft bearings, minimizing maintenance and extending the life of the pump. In addition, to protect against overheating and costly repairs, the motor windings contain an automatic reset thermal overload.

The Hydromatic wide-angle float switch and diaphragm switch feature a unique piggyback plug arrangement. The pump power cord plugs into the back of the switch plug to provide automatic operation. To operate the pump manually, simply plug the pump power cord directly into the electrical outlet, bypassing the switch plug.



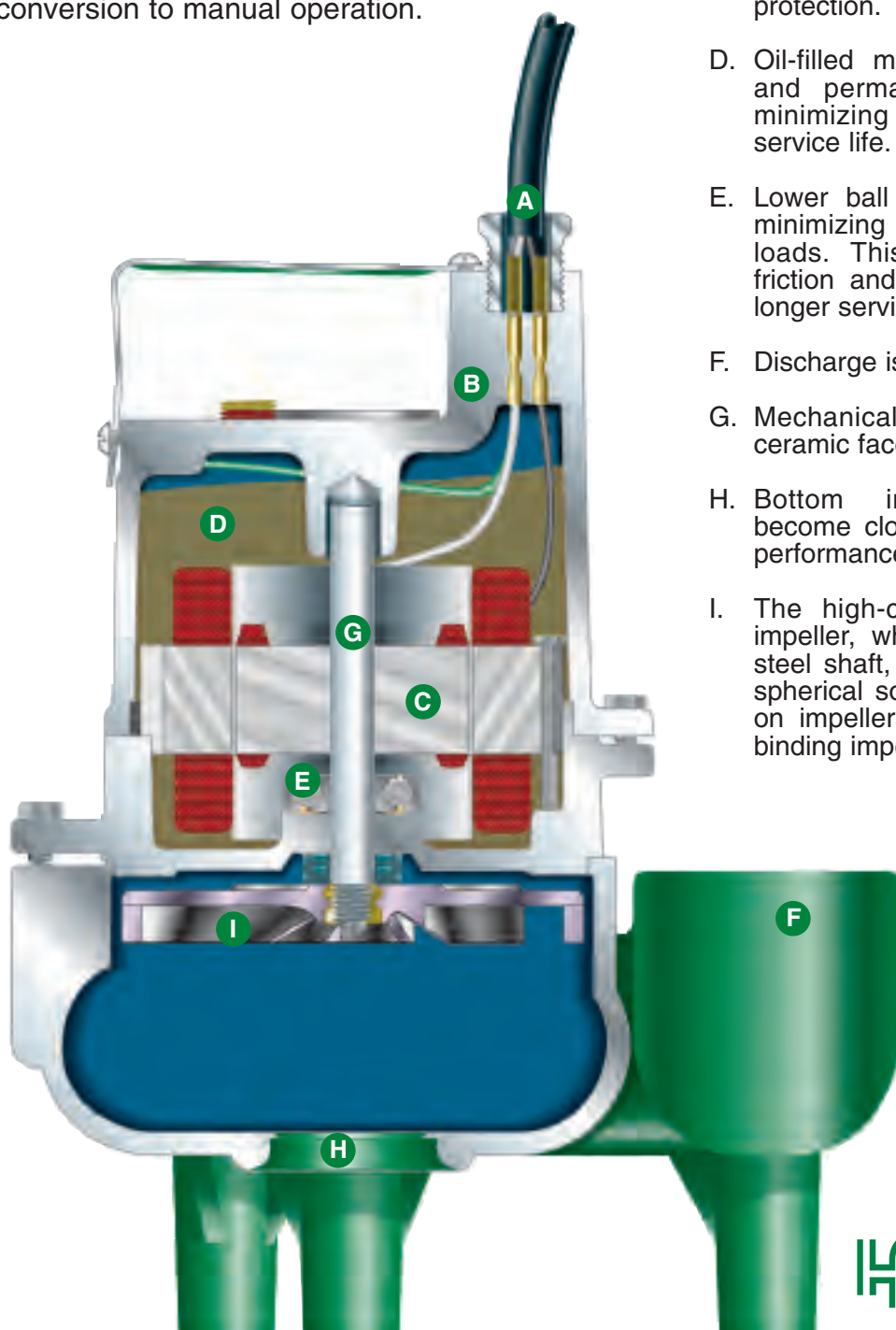
When you need a pump for residential wastewater and sewage applications, remember the Hydromatic SKV40 is preferred by professionals.



# SKV40 - Submersible Sewage Ejector Pump

## BENEFITS

The SKV40 is a completely submersible ejector pump for use in handling wastewater and sewage in residential and commercial building applications and is available in automatic or manual configurations. Automatic models feature a wide-angle mechanical float switch or a diaphragm switch with piggyback plug-in arrangement. The switches are adjustable, easy to service and allow for simple conversion to manual operation.



- A. Water-resistant power cord with molded plug is available in 10 or 20 foot lengths.
- B. Heavy-duty, cast iron construction provides long life and assists in heat dissipation for cooler motor operation.
- C. Energy-efficient 4/10 HP motor runs cool and quiet for long life. Motor windings contain automatic-reset, thermal overload protection.
- D. Oil-filled motor provides superior cooling and permanent lubrication of bearings minimizing maintenance and extending service life.
- E. Lower ball bearings support motor shaft, minimizing the effects of impeller thrust loads. This design results in minimum friction and perfect alignment of rotor, for longer service from pump.
- F. Discharge is standard 2 inch NPT.
- G. Mechanical shaft seal is carbon and ceramic faced for long, leakproof life.
- H. Bottom inlet has no screen to become clogged, providing optimum pump performance and minimal maintenance.
- I. The high-capacity, vortex, thermoplastic impeller, which is threaded to a stainless steel shaft, efficiently handles up to 2 inch spherical solids. Pump-out vanes on back on impeller prevent stringy materials from binding impeller or shaft.



**HYDROMATIC®**  
Pentair Water



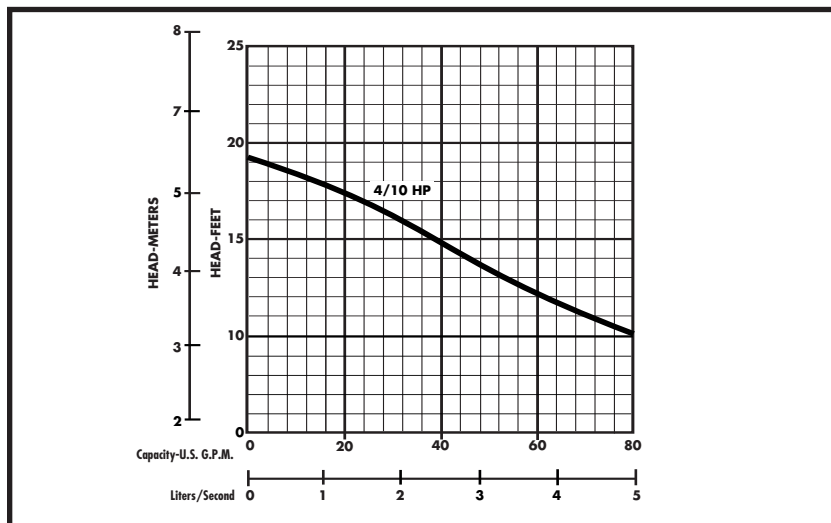
# SKV40 - Submersible Sewage Ejector Pump

## Details


### Pump Characteristics

| Pump/Motor Unit  | Submersible   |         |
|------------------|---|---------|
| Manual Models    | SKV40M1   | SKV40M2 |
| Automatic Models | SKV40A1   | SKV40A2 |
| Horsepower       | 4/10  |         |
| Full Load Amps   | 12.6  | 6.4     |
| Motor Type       | Shaded Pole (4 Pole)                                  |         |
| R.P.M.           | 1550  |         |
| Phase Ø          | 1   |         |
| Voltage          | 115   | 230     |
| Hertz            | 60  |         |
| Operation        | Intermittent  |         |
| Temperature      | 120°F Ambient   |         |
| NEMA Design      | A   |         |
| Insulation       | Class B   |         |
| Discharge Size   | 2" NPT std.   |         |
| Solids Handling  | 2"  |         |
| Unit Weight      | 35 lbs.   |         |
| Power Cord       | 18/3, SJTW, 10' std.<br>(20' opt.)<br>230V = 10' std. |         |

### Performance Data



### Dimensional Data



### Materials of Construction

|                       |   |
|-----------------------|---|
| Handle                | Steel   |
| Lubricating Oil       | Dielectric Oil  |
| Motor Housing         | Cast Iron   |
| Seal Plate            | Cast Iron   |
| Pump Casing           | Cast Iron   |
| Shaft                 | Stainless Steel   |
| Mechanical Shaft Seal | Seal Faces: Carbon/Ceramic<br>Seal Body: Anodized Steel<br>Spring: Stainless Steel<br>Bellows: Buna-N |
| Impeller              | Engineered Thermoplastic  |
| Upper Bearing         | Brass Sleeve Bearing  |
| Lower Bearing         | Single Row Ball Bearing   |
| Fasteners             | Stainless Steel   |



**HYDROMATIC®**  
Pentair Water

USA

740 East 9th Street Ashland, Ohio 44805  
Tel: 419-289-3042 Fax: 419-281-4087



www.hydromatic.com

— Your Authorized Local Distributor —

CANADA

269 Trillium Drive Kitchener, Ontario, Canada N2G 4W5  
Tel: 519-896-2163 Fax: 519-896-6337