



P.O. Box 119
GJOA HAVEN, NU X0B 1J0
TEL: (867) 360-6338
FAX: (867) 360-6369

ᓄᓇᓴᓐ ᐃᓕᓕᓐᓴᓐ ᑲᓐᓴᓐᓴᓐ

NUNAVUT WATER BOARD
NUNAVUT IMALIRIYIN KATIMAYING

November 29, 2001

NWB File : NWB6ENN9904

Tom Young
4904 Tenth Line, R.R.#1
Terra Cotta, Ontario L0P 1N0

Re : Spill Contingency Plan

Dear Mr. Young :

The Nunavut Water Board acknowledges receipt on October 30, 2001 of your revised Spill Contingency Plan dated October 17, 2001.

Your submission will be reviewed and you will be contacted should additional material or clarification be required.

Sincerely,

Rita Becker
Licensing Administrator

cc. Paul Smith, DIAND
Jordan deGroot, DFO
Paul Partridge, DSD
Lawrence Ignace, EC



Nunavut Water Board
Dionne Filiatrault
Technical Advisor
PO. Box 119
Gjoa Haven, NU X0B 1J0

Re: NWB6ENN9904-Spill Contingency Plan

October 17, 2001


Dear Dionne Filiatrault,

Attached is our revised **"Spill Contingency Plan"** as requested in your letter dated July 3, 2001.

I have also attached a letter from Skyward Aviation confirming they will backhaul our used oil products and dispose of them properly. Regardless of who is doing our freight hauls for us, it will always be a condition of doing business with us, that they back haul our used oil products and dispose of them properly. For now Skyward Aviation is doing the work but that may or may not change in the future.

I do appreciate the extension granted on the completion date of this revision.

Sincerely,


Tom Young

INTERNAL	
PC	
LA	new 29/10
OM	
TA	copy
DC	





HEAD OFFICE: SKYWARD COMPLEX
THOMPSON AIRPORT
P.O. BOX 1207
THOMPSON, MAN.
R8N 1P1

"Service every day... but not just everyday service!"

October 15, 2001

Mr. Tom Young
Cawker & Young Outfitters
Ennadai Lake Lodge
4904 Tenth Line, R.R. #1
Terra Cotta, Ontario
LOP 1N0

Dear Mr. Young;

This is to confirm that Skyward Aviation Ltd. will transport your used oil products from the lodge in Nunavut to our base facility in Thompson, Manitoba. An on-going process to pick-up your waste product can be set up through your season. We have approved disposal procedures in Thompson and can incorporate the extra from the lodge into our program.

Regards,

A handwritten signature in cursive script, appearing to read 'S.B. Livingston', is written over the typed name and title.

S.B. (Bert) Livingston
Skyward Aviation Ltd.



December 15, 1999

Ennadai Lake Lodge

Operated by

CAWKER & YOUNG OUTFITTING Ltd.

SPILL CONTINGENCY PLAN

Prepared by: Tom Young

Approved by:

Revised October 15, 2001

The Spill Contingency Plan is effective from December 15, 1999 until such time that operations are ended (final closure). It applies to all operations of Cawker & Young Outfitting licenced by the Nunavut Water Board in the area of Ennadai Lake. General Latitude 60° 48', Longitude 101° 41'.

NTS: 66C/13.

Distribution:

Nunavut Water Board
Department of Fisheries & Oceans
Environmental Protection Branch (Yellowknife) Environment Canada
All Employees on Site
With each spill kit

Additional copies and updates of this plan may be obtained by writing to:

Tom Young
4904 Tenth Line
Terra Cotta, Ontario
L0P 1N0

TABLE OF CONTENTS

1.0	INTRODUCTION.....	4
2.0	RESPONSE ORGANIZATION	6
3.0	INITIAL ACTION.....	6
4.0	REPORTING PROCEDURE.....	7
5.0	ACTION PLAN	7
6.0	RESOURCE INVENTORY	8
7.0	TRAINING AND EXERCISES.....	8
8.0	HAZARDOUS WASTE DISPOSAL.....	8

1.0 INTRODUCTION

The purpose of Cawker & Young Outfitting's Spill Contingency Plan is to provide a plan of action for every foreseeable spill event at the Ennadai Lake Lodge operation. It defines the responsibilities of key response personnel and outlines the procedures of responding to spills in a way that will minimize potential health and safety hazards, environmental damage, and cleanup costs. The plan has been prepared to provide easy access to all information needed in dealing with a spill.

The map (Fig. 1) on the following page shows the location of the lodge site on Ennadai Lake. In the year 2000 the following activities are planned.

- End of February, 1st of March 2000, fly in 2 men, small equipment, 2 –200 litre drums of gasoline. At this point we will clear the ice of snow so that wheeled aircraft can land with larger equipment and building materials and supplies.
- Small Equipment List:
 - 2 snowmobiles
 - 1 SV48 Mini Dozer
 - 4" wide 8' long gas powered)
 - Gas powered ice auger
 - Gas powered generator
 - Outfitter tents with wood stove
 - Propane heaters with 100# propane
 - Chain Saw
 - Spill Kit (200 litre capacity)
- Balance of March 2000, fly in larger equipment to aid in unloading of aircraft, building and runway construction and maintenance. Fly in all building materials and construction tools.
- Large Equipment List:
 - Medium sized bull dozer
 - Medium sized wheeled loader
 - 5 yd. Dump truck
 - Pull behind vibratory packer
- Mid April – fly in building construction crew (6 to 8 people) and set up camp.
- May first – Lodge construction begins.

- Mid June – runway construction begins.
- Mid August – Lodge construction completes and runway construction completes.
- Year 2001 – Operations at the fishing/hunting lodge begin.

The hazardous materials on site are as follows:

Gasoline
Aviation gasoline
Diesel Fuel
Outboard injection oil
Motor oil

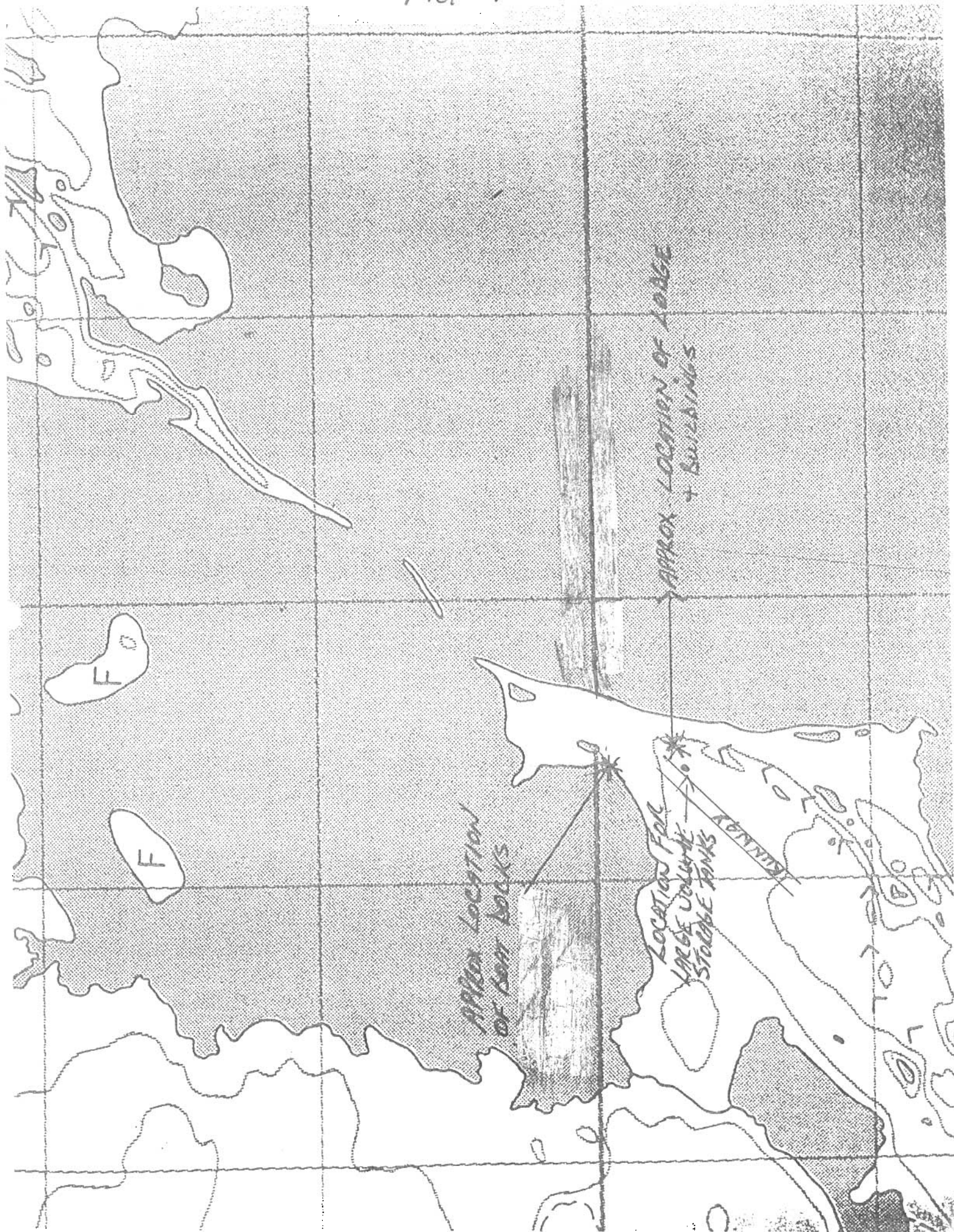
The gasoline, aviation gasoline, and diesel fuel will be stored in above ground tanks. Outboard injection oil will be stored in the 13.5-20 litre plastic containers that it comes in. Same for the motor oil only in 1 –20 litre containers. We will have on site enough empty 200 litre drums to transfer fuel from the largest bulk storage containers should a leak occur. The only hazardous material in the above list that will need to be back hauled will be the motor oil. We plan to ship it out for proper disposal in the same containers that it comes in. Volumes will be low as we only expect to do 1 motor oil change/season. Any oil filters changed will be shipped out at the same time as the oil in a closed no leak container.

Storage tanks will be locked at all times other than when fuel is being transferred. Spill containment tanks will be utilized to contain small spills and drips from the fill nozzle. Access to these storage tanks will be limited to 5 people, Tom Young, John Cawker, the caretaker, the dock hand, and the head guide. The lodge will have someone on site 12 months of the year. We will have spill kits on site. The kits will be kept at each location.

It is the policy of Cawker & Young outfitting to initiate cleanup activity, when in the opinion of its management, Cawker & Young Outfitting is clearly associated, or likely to be associated, with the spilled material. As well, it is our policy:


- to comply with existing regulations;
- to provide such protection of the environment as is technically feasible and economically practical;
- to cooperate with other regulated groups working on the protection of the environment
- to anticipate future pollution control requirements and to make provision for them; and
- to keep employees, government officials and the public informed.

FIG. #1

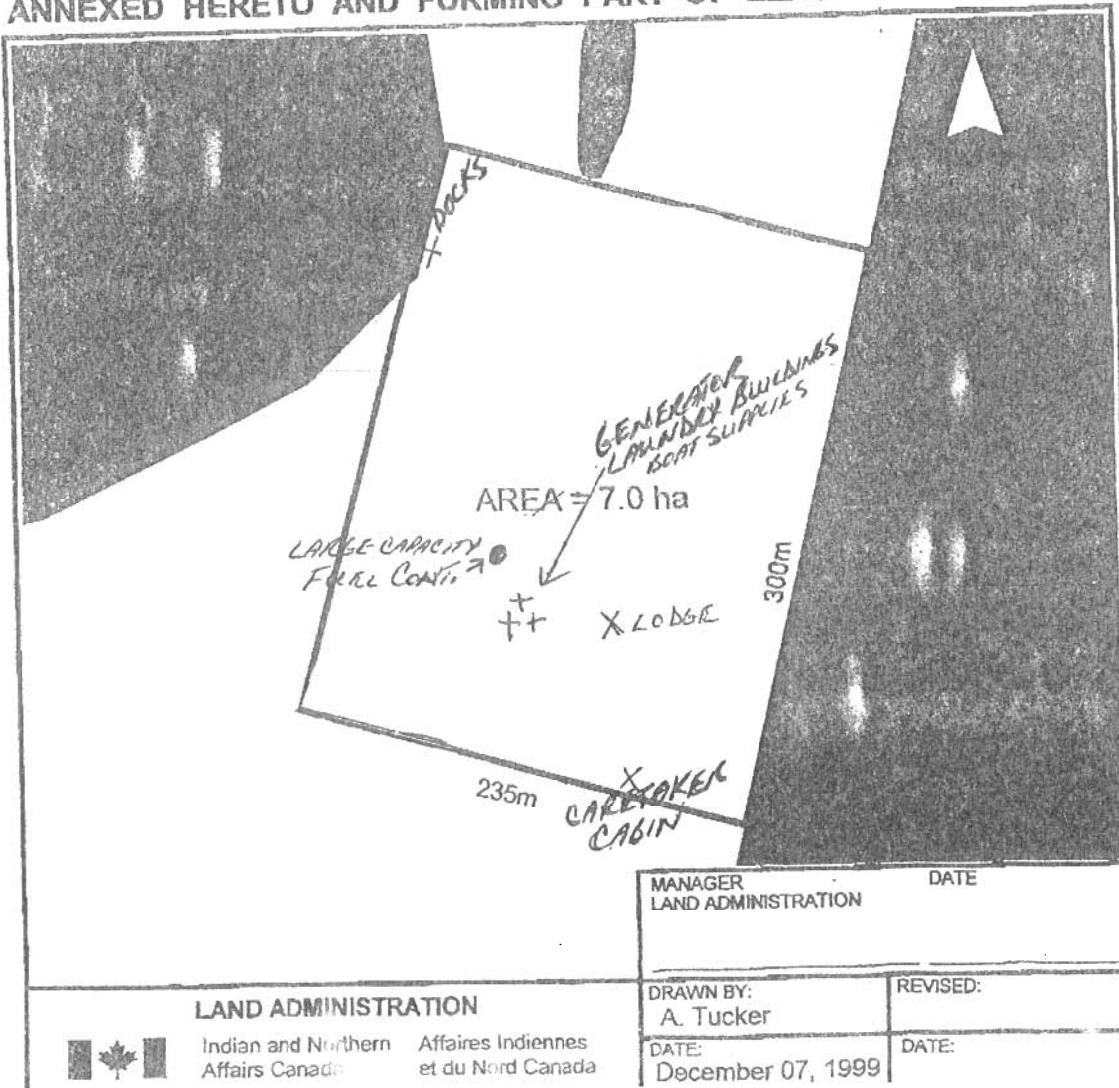


FIG#2

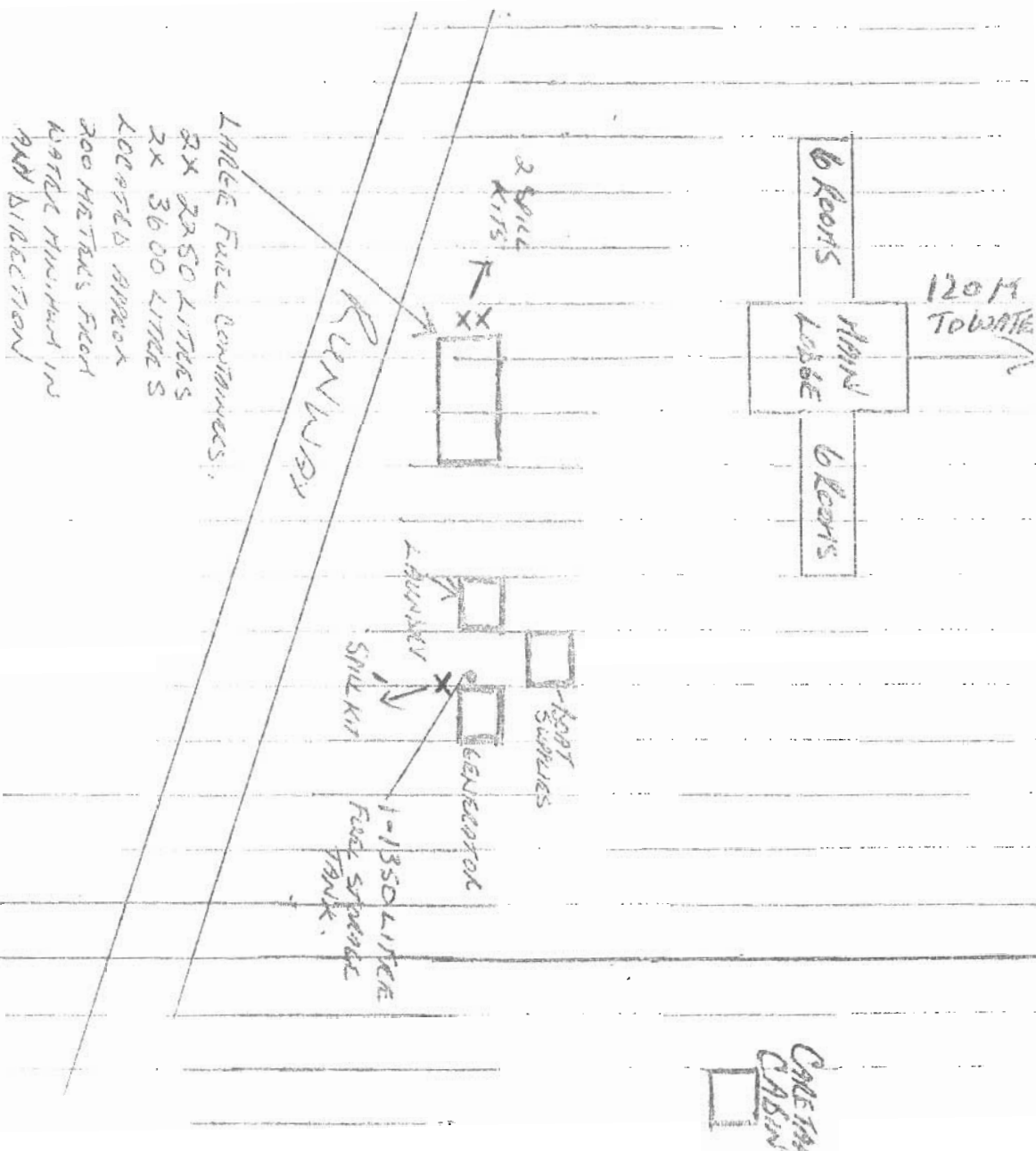
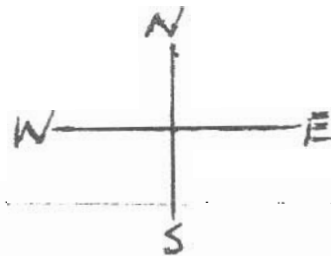
DUPLICATE



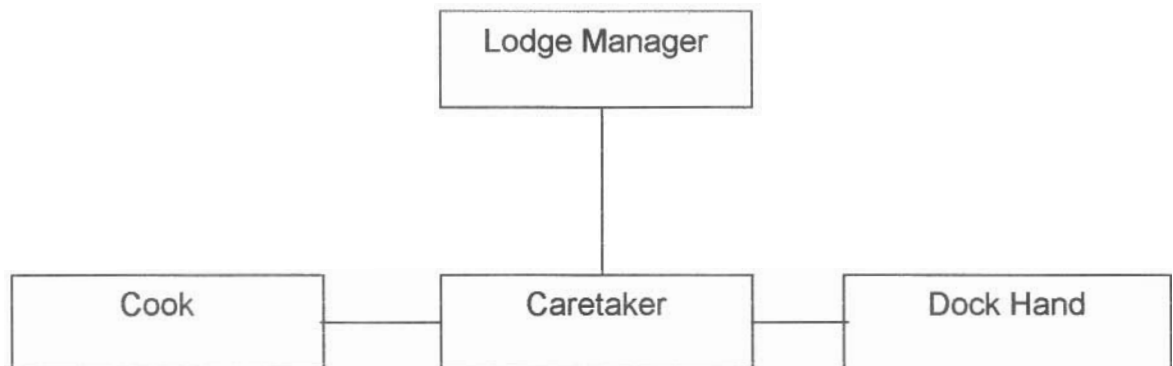
ANNEXED HERETO AND FORMING PART OF LEASE No. 65 C/13-1-2



GENERAL LAYOUT:



2.0 RESPONSE ORGANIZATION



The Lodge Manager will act as the on-scene coordinator and in his absence the caretaker will take on that roll. The caretaker, dock hand and cook will assist the first person at the spill scene to control, stop and/or contain the spill.

3.0 INITIAL ACTION

The suggested course of action of the first person at the spill scene is the following:

- a) Be alert and consider your safety first. If possible, identify the product spilled.
- b) Assess the hazard to persons in the vicinity of the spill.
- c) If possible, without further assistance, control danger to human life.
- d) Assess whether the spill can be readily stopped or brought under control.
- e) If safe to do so, and if possible, try to stop the flow of material.
- f) Gather information on the status of the situation.
- g) Report the spill without delay to the spill response team.
- h) Resume any effective action to contain, clean up or stop the flow of the spilled product.
- i) Once under control notify the 24 hour report line (867) 920-8130.
- j) Report spill to DIAND inspector in Iqaluit (867) 975-4298

4.0 REPORTING PROCEDURE

During the operating season the person discovering the spill is responsible to verbally communicate with any member of the Spill Response team and then the balance of the team.

During the off season the caretaker will notify:

John Cawker - Lodge Manager/Owner
Tom Young - Owner
N.W.T. 24 Hour Spill Report Line

Phone Numbers:

John Cawker – (905) 985-7328
Tom Young – (905) 877-6177 or (905) 877-9548
Lodge Sat. Ph. 600-700-4824 mid Sept. to mid May
Lodge Sat. Ph. 600-700-2868 Fax 600-700-9599 mid May to mid Sept.
Spill Report Line – (867) 920-8130
DIAND inspector –(867) 975-4298
Skyward Aviation – 1-877-677-1737
Points North Air – (306) 633-2137

For additional assistance or information call:

Government of the N.W.T. – (867) 873-7654
Department of Indian Affairs and Northern Development – (867) 920-8240
Environment Canada – (867) 873-3456

Spill Reporting Procedure:

1. Fill out "Spill Report" form as completely as possible before making the report.
2. Notify the 24 hour Spill Report line.
NOTE: During the season lodge management will be responsible for reporting and in the off season the caretaker will have the responsibility to report.

5.0 ACTION PLAN

The most likely spill would be that of fuel (gasoline, aviation gas or diesel). If not already deployed, the Spill Response Team would bring out the spill kit and set it up, determine if the spill can be stopped or the fuel transferred to the emergency containers. Once that has been accomplished the loader could be used to excavate the affected area. The affected material could be put in 45 gallon drums for disposal if it needed to be hauled out or hauled to a suitable approved dump site inland. Fresh material could then be moved in to properly contour the affected area.



N.W.T. SPILL REPORT (Oil, Gas, Hazardous Chemicals or other Materials)

24-Hour Report Line

24-мс Δбсгмс D-мбсΔD-мс D-мсD-мс

Phone/D-мсD-мс (403) 920-8130

Fax/D-мсD-мс (403) 873-6924

A Report date and time D-мс D-мс D-мс D-мс D-мс D-мс		B Date and time of spill (if known) D-мс D-мс D-мс D-мс D-мс D-мс		C Original report Update no.		Spill number D-мс D-мс	
D Location and map coordinates (if known) and direction (if moving) D-мс D-мс D-мс D-мс D-мс D-мс D-мс D-мс							
E Party responsible for spill D-мс D-мс D-мс							
F Product(s) spilled and estimated quantities (provide metric volumes/weights if possible) D-мс D-мс D-мс D-мс D-мс D-мс D-мс D-мс							
G Cause of spill D-мс D-мс D-мс							
H Is spill terminated? yes/Δ no/Δ		I If spill is continuing, give estimated rate D-мс D-мс D-мс		J Is further spillage possible? yes/Δ no/Δ		K Extent of contaminated area (in square metres if possible) D-мс D-мс D-мс D-мс	
L Factors affecting spill or recovery (weather conditions, terrain, snow cover, etc.) D-мс D-мс D-мс D-мс D-мс D-мс D-мс D-мс				M Containment (natural depression, dykes, etc.) D-мс D-мс D-мс D-мс D-мс D-мс D-мс D-мс			
N Action, if any, taken or proposed to contain, recover, clean up or dispose of product(s) and contaminated materials D-мс D-мс D-мс D-мс D-мс D-мс D-мс D-мс							
O Do you require assistance? yes/Δ no/Δ				P Possible hazards to persons, property, or environment, eg: fire, drinking water, fish or wildlife D-мс D-мс D-мс D-мс D-мс D-мс D-мс D-мс			
Q Comments and/or recommendations D-мс D-мс D-мс D-мс D-мс D-мс D-мс D-мс						FOR SPILL LINE USE ONLY D-мс D-мс D-мс D-мс D-мс D-мс D-мс D-мс	
Reported by D-мс D-мс		Position, Employer, Location D-мс D-мс D-мс D-мс D-мс D-мс				Telephone D-мс D-мс	
Reported to D-мс D-мс		Position, Employer, Location D-мс D-мс D-мс D-мс D-мс D-мс				Telephone D-мс D-мс	